

Inspired by





SEE the light.

It all began with a small ray of light. Packed with an enormous amount of energy, the stars were forged. Then, the whole universe with its infinite constellations. Sunlight gave birth to life and enlightened even the darkest places on earth.



FEEL

the light.

We imitate that natural phenomenon by bringing light to an ambient in the smartest way possible. Inspiring you to create new ideas, concepts, life.

A sunset over a mountain range with the word 'UNDERSTAND' overlaid in white.

UNDERSTAND

the light.

For us, lighting means well-being and sustainability. It means creating environments where people feel comfortable and inspired. It means thinking about nature, learning from it and preserving it.

European manufacturer of commercial, architectural and industrial LED luminaires

Located on the border between Slovenia and Italy, LED Luks combines the best from both cultures: Slovenia's innovative business spirit and diligence merged with the Italian tradition in industrial manufacturing and design expertise. The synergies of both support LED Luks customer-focused philosophy as well as the company's commitment to providing high-quality products.

LED Luks has a number of standard product lines: LED luminaires for offices, educational, public and similar buildings, plus industrial and sports plants. The company is also known for custom-made solutions, which are developed in close dialogue with clients.

In-house engineering & development

With a competent development team, which is curious about new technologies, trends and materials, our products meet the latest market demands, functionalities and levels of quality. Having the know-how and full control over product engineering, design and development, we can also accommodate specific project requirements and customisation.



From product engineering and design to prototyping and manufacturing state-of-the-art LED luminaires, we select only the best components and latest technology to both satisfy our clients' needs and guarantee long lasting quality, as well as generate steady growth.

Carefully selected LEDs, PCB boards of our own design and close collaboration with many testing institutes ensure that the luminaires feature excellent functionality and a high standard of reliability when it comes to operation and colour consistency.

Focused on high-quality

The company is undergoing a transformation of its processes towards a digital future resulting in higher value delivered to customers and improved operational efficiency. We are changing the logic of designing our products, giving our customers the freedom to design the products by themselves.

Using digitalization to achieve a better user experience



In-house manufacturing

By consistently investing in new manufacturing machines, implementing advanced, digitalized processes and working with a dedicated production team, we have the ability and agility to react to market and customer demands quickly and flexibly. It gives us full control over product quality and enables the rapid testing of prototypes.



Responsiveness and customers oriented approach

ISO certification

ISO 9001: 2015 certified
The certificate demonstrates that our management system, internal processes and project approach are quality guaranteed. The standardized processes help us to ensure and maintain our products and services at the highest standards.

ISO 14001:2015 certified
Committed to our environmental responsibilities, the intended outcomes of an environment management system include sustainability through digitalization, use of sustainable materials and packaging, enhancement of environmental performance and identification and management of activities that have an environmental impact.

ENEC certificate Certified laboratory testing

Through close collaboration with our third-party certifying partner, we stand as a high-quality European brand for electrical products that demonstrates compliance with European safety standards and ensures maintenance of quality production control.



Long-lasting light quality and colour consistency

From the design of LED circuit boards to the selection of materials, product engineering and the assembly process, we aim to ensure high-quality, durability and high performance across the entire range of lighting products. By partnering with the best LED suppliers in the world, we ensure colour consistency among our fixtures and a barely visible colour difference between production runs and among fixtures installed at different times.

- MacAdam Step 3
- L80 B20 at 100.000h, Ta=25°C
- 5-year warranty


Extensive customization options

Our standard portfolio offers millions of product variations, customizable according to lengths, shapes, optics and mounting type, colour options, control management possibilities and other adaptations. But that's not all. We can work with you to develop a lighting solution specifically tailored to the architectural and aesthetic needs of your project.

- Many optics options for the desired light distribution
- Colour temperature options
- CRI > 80 / CRI > 90 / CRI > 95
- Control management possibilities

Performance driven.

Accurate reproduction of colour and texture of objects.



Always in pace with the latest technology.

Spectra Technology


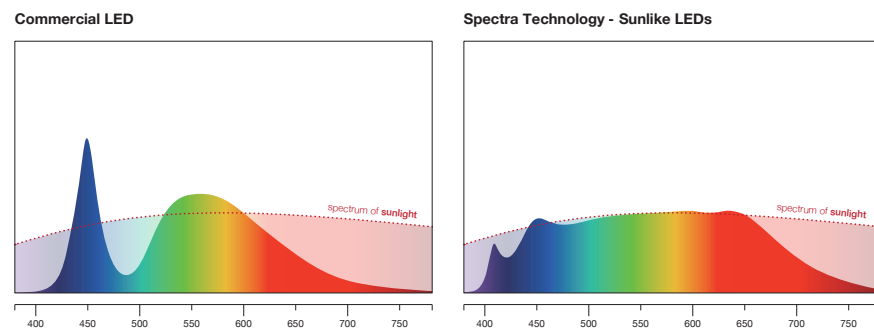
Light up your surrounding just like the sun does.

Delivering a natural spectrum of sunlight and minimizing the defects caused by artificial light sources, Spectra luminaires accurately represent the colour and texture of objects. With their perfect colour reproduction (CRI > 95), objects appear just as they would in sunlight. This is especially important in environments where the exact colour of the product needs to be shown, such as in exhibitions, health facilities, fine art galleries, fashion departments, graphic design studios, printing stores, fine jewellery stores and more. Spectra luminaires match the human biorhythm and contribute to a better and healthier environment.

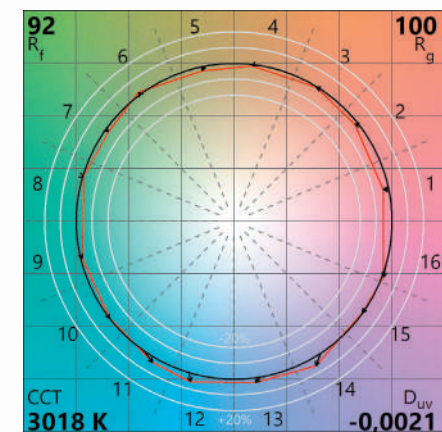
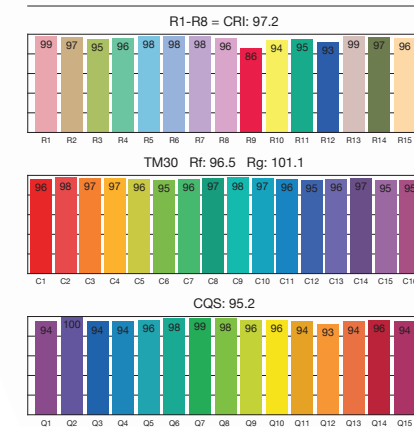
Luminaires under Spectra brand feature SunLike Series natural spectrum LEDs technology, co-developed by Seoul Semiconductor and Toshiba Materials with TRI-R phosphor technology.

Sunlike Tunable White

- CRI > 95
- 2700 - 5000 K



CRI (CQS) details



Excellent color rendering property.

Tunable White Technology

Replicate natural light and dark cycles inside homes and offices.

It has been proven that dynamic lighting not only has a positive impact on the human biorhythm, health and sleeping quality, but also positively affects effectiveness and concentration at work and school.

- CRI > 80 / 90
- 2700 - 5000 K

Enabling interactivity

Thanks to lighting management systems you can adjust the lighting to suit your personal preferences or task needs. Light control not only has a positive impact on your well-being at work, motivation and productivity, but also significantly increases energy and costs savings. There are various options to control the lighting in a room, being it a daylight- or presence-dependent sensor or preprogrammed options. You can choose a solution for your particular working station or a full lighting control management system for the entire room or building. Our luminaires are suitable for several options from intelligent lighting solutions providers, like Helvar (Active+, iDIM, etc.) and Casambi, enabling you to adapt to the level of light control you require.

Options:





- A standalone presence/ daylight sensor mounted on a luminaire, available with an on/off function or with a dimmable function. Ideal for small offices.
- A system presence/ daylight sensor mounted on a ceiling or on a luminaire that enables light control from small to large rooms or entire buildings, available as an on/off function or with a dimmable function. Additionally, preprogrammed modes can be manually selected for use in situations like a classroom, single office, open-plan office, corridor, meeting room or storage area.
- A remote controller
- A pull switch integrated in the luminaire

Control the light by using the application on your smartphone.

Wireless lighting control



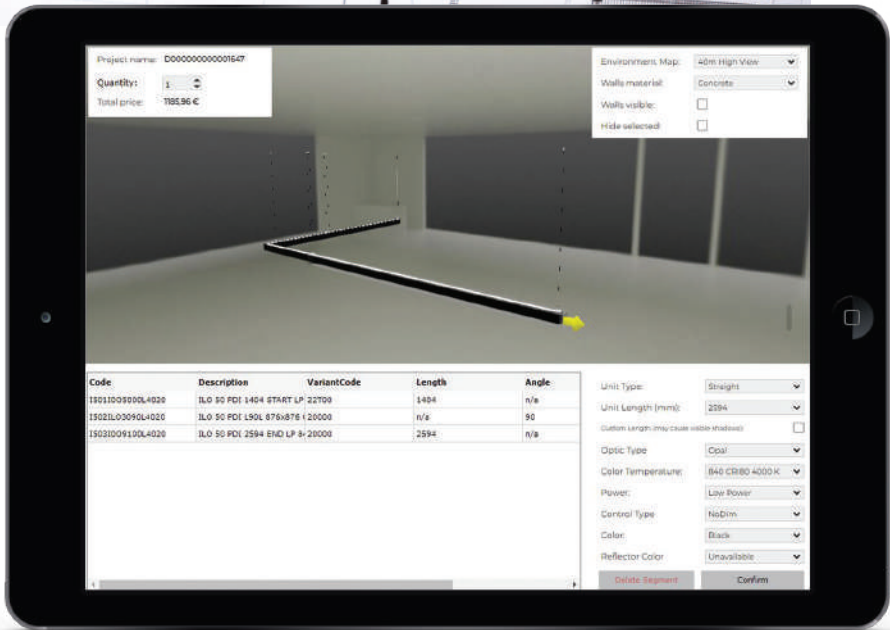


Customization is the new standard

Finding the right product for your project has never been so easy.

You can now fully customize our linear lighting profiles and create a luminaire designed specifically for your project's needs. The luminaires can be precisely adapted to 1mm in length and to 1 degree in angle.

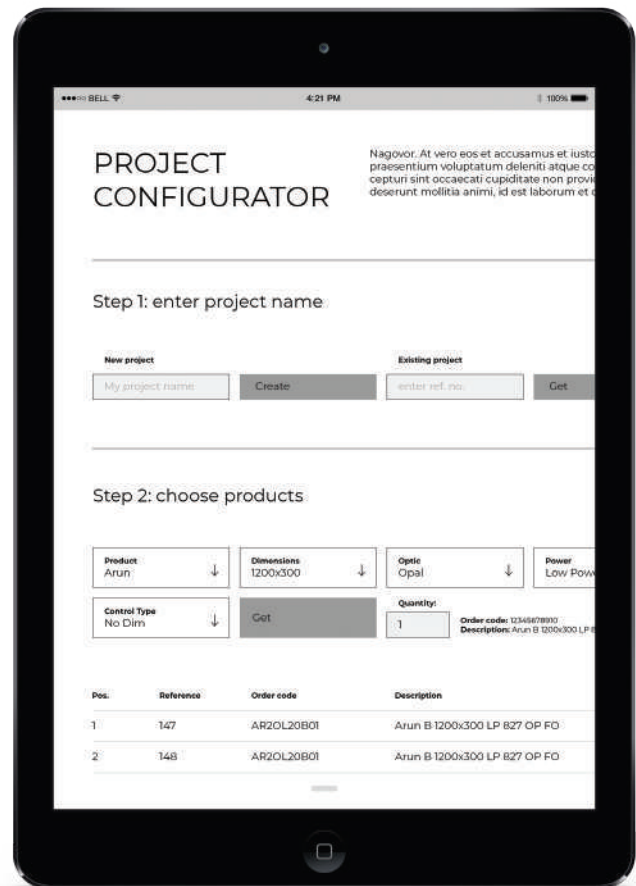
The beauty of the configurator is that it can create and adjust 3D drawings in real time according to your selected parameters. With the 3D viewer, you can re-position the luminaire, get a closer look from different angles and change individual intersections. And that's not all. The configurator is synchronized with our augmented reality (AR) app (iOS and Android), with which you can view the luminaire directly in your interior.



Custom project configurator


A configuration tool for architects, lighting designers and all lighting specialists.

- What you get?**
- a customized luminaire tailored to your needs
 - 3D models to work with
 - detailed technical documentation (dxf, ldt files, etc.)
 - project quote
 - mounting position drawings
 - AR APP to position the luminaire in your interior



Project configurator

- What you get?**
- standard product selection all in one place
 - all technical documentation, project list and quote sent to your email address
 - possibility to update the project anytime using the project reference number




Product configurator

- What you get?**
- product code, lumen and power output
 - technical documentation



Augmented reality (AR) app

Position the luminaire created with Custom project configurator in your interior



CAMALEO

BY BOYAN CEGLAR

INNOVATION
FLEXIBILITY
FREEDOM


BY
OLEG
COSNEANU

DRY



MAKE IT YOUR WAY

Like a chameleon changing its skin, Camaleo changes its form, texture and material structure. Whenever you want something new, there's no need to change the whole luminaire, but just its 'skin' - by sliding the old cover out and placing the new cover in. Simple as that.



Forms

Camaleo offers endless opportunities for an aesthetic transformation. Combine a straight-edge profile with a wooden finish and then change it to a bended profile with a texture-based structure. Different finishes, like colour combinations, textile, wood, stone and other materials are available to switch up your luminaire and adapt it to your interior.

Additionally, you can also choose a different colour housing - black, white and grey being the standard.

Optics:

Opal, prismatic, modular 30°/60°, asymmetric, nero or office optic available

DRY is a family of luminaires with an eye-catching effect. The variety in shape and the combination of an illuminated rod with an optional panel make DRY a very decorative and a functional luminaire. Its versatility allows you to adapt it for various projects and to use the same product family throughout your interior, easily adopting it in every office, hospitality or residential project. Its specific shape delivers a double light effect.

ILLUMINATED ROD

The minimalistic basic option is available as a rotating illuminated aluminium rod, making it possible to direct the light to your chosen surface and create atmospheric scenes.

DECORATIVE PANEL


The upgraded option uses a decorative panel for an additional hidden light spot. You can choose from a variety of materials and covers, creating a sophisticated, but bold luminaire.

DRY is available in many installation options, like a pendant luminaire, stand-alone floor lamp or wall luminaire.



KALA SHAPES

KALA comes in different forms like rectangular, circular and in triangle as a standard. Additionally, its adaptable design enables the extension to other shapes and application. With a 100 mm high profile and an even illuminated surface, KALA Shape is a universal, but a bold luminaire as well.



ORA TUBE 60

ORA Tube 60 is an extension to ORA family. Not just as a new member of the group, but also as a new possibility to connect it to the standard ORA 60 and form a unique application. Its specialty is the completely illuminated body, which makes the luminaire appearing like a tube. Combining coloured end-caps and coloured cables, the luminaire gets playful and a creative addition to your interior. Applications: linear pendant, ceiling and wall-mounted or in a hexagonal shape.

Next extension

TUBE MINI

A ray of light, 17 mm thin.



ILO 50 Track

A new mounting option for the most versatile product of our range. Quick and easy to install, ILO 50 Track is suitable for global track systems.

ORA 60

The curved-edge profile now comes also in a thinner version with a diameter of 60mm. Together with the new ILO Tube 60, you can now make longer system combinations, connecting the standard ORA 60 (aluminium profile) with the ORA Tube 60 (illuminated housing). Special shapes, like hexagon, octagon and other forms, are also possible.



PLAIN

The elegant product from our family range is now available in different lengths, starting from 752mm and up to 2852mm in single piece. Separate units can be also connected together to form longer systems. The product was additionally extended with various optic types, which can be used according to your preferences and to your needs. You can choose between opal, prismatic, modular wide/narrow and office optic.



KYRA

Popular in offices and school applications, KYRA is now available also as a system to form longer uninterrupted light-lines. Available as a recessed, ceiling or pendant mounting type.



Office optic

The purpose of the new optic is to provide the best visual comfort for office environments that include workstations, reception desks, conference rooms and other similar applications. Its specifically designed precise lenses combined with a reflector body deliver high performance, low UGR and high-quality illumination.

- UGR<19 / UGR<16
- Suitable for VDU workstations according to EN 12464-1: up to 3300 lm/m with <math><3000\text{ cd/m}^2</math> for a beam angle of >65°
- All standard light colour temperatures and CRI variations are available for the ILO family

For ILO 50 and ORA 80 range



U-PR prismatic optic

Its unique glare control performance is achieved through a combination of extruded profile geometries and precise microstructures embossed directly into the optic cover. The new prismatic cover stands out with its transparent appearance of the precision microstructure, as well as with the resulting highest possible efficiency and photometric functionality for glare-reduction-critical applications. The complex approach of inserting microstructured products (foils/sheets) for light control has now been replaced by a single product. Based on Jungbecker hot embossing production technology

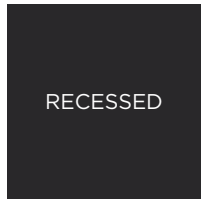
For ILO 50, ILO 70 and ORA 80 range



Dropped opal and dropped prismatic diffusor (10mm)

An alternative optic for ILO 70, delivering ambience atmosphere and maintaining even illuminance distribution across the panel and on sides of the diffuser.

OFFICE / EDUCATION / ARCHITECTURAL / SHOPS / HOSPITALITY / EXHIBITIONS



ILO 30



KYRA 122



ILO Mini 160



IKAR 170



ARUN 220



ARUN Circular 228



ALVA 230



ALVA Modular 238



ILO 30



KYRA 122




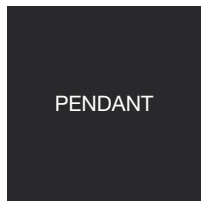
IKAR 170



APOLLO 184



ALVA 230



ILO 30



ORA 86



PLAIN 108



KYRA 122



ILO Hexagon 144



ILO Quadro 144



APOLLO 184




EOS Circular 190



EOS 200



EOS System 210



ILO 30




ORA 86



PLAIN 108



KYRA 122



ILO 30



ILO MINI 160



ILO 30




ILO MINI 160

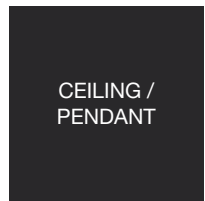


IKAR 170

INDUSTRY




256



HYPERION 242

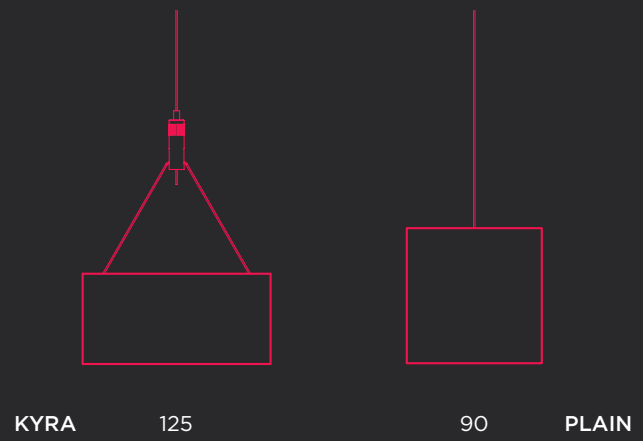
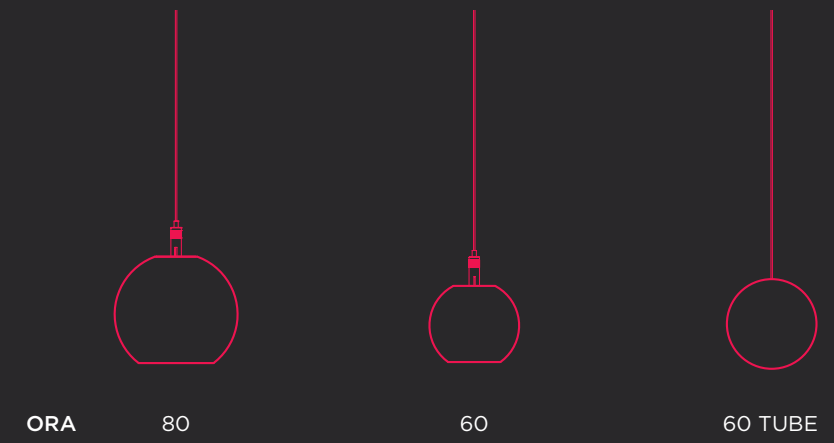
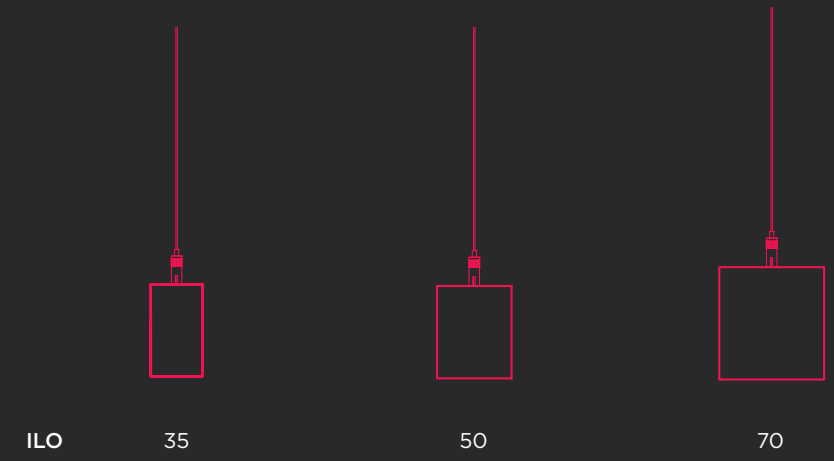


HATOR 250

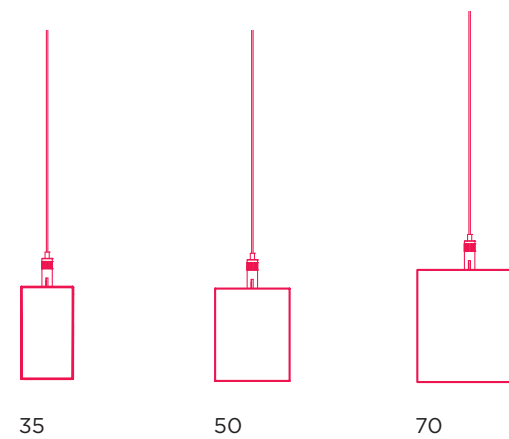


PROFILES

Single luminaires and light-line systems




Continuous
light-line
system.



ILO

One product,
multiple applications.

The ILO luminaire is one of the most versatile profile solutions on the market. Designed for projects that demand a high quality lighting system and high visual comfort, it offers a vast selection of features, materials and performance features to choose from. With its modular design, the ILO can be used as an individual fixture or as a combination of luminaires connected together in continuous lines.
















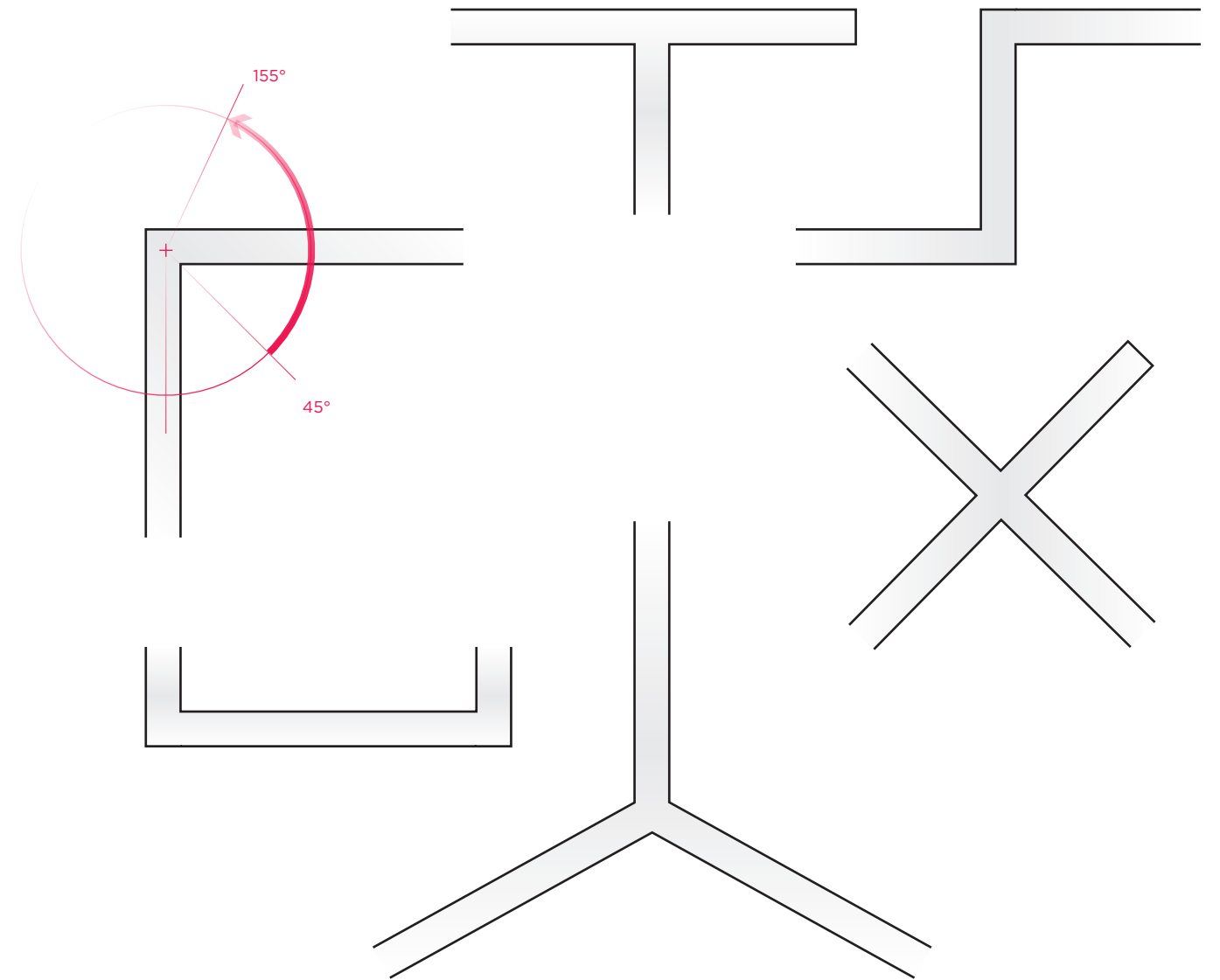






Innovative concept:
Quick connection system

- easy on-site assembly
- faster production times
- no light-leakage



Connection units to configure continuous light-lines

Separate units can be connected together in continuous light-lines. Completely illuminated corners, available in a range of standard degree angles (45°, 60°, 90°, 120°, 135°) or customized down to 1°, and connection units in different shapes (X, T, Y, Z, U), form customized lines to adapt the lighting to your architecture.

Modular optic
(30°, 45°, 60°)

Aesthetic appeal. Low glare. White and narrow light distribution.

Opal optic

High-quality PMMA diffuser for uniform light distribution.

Filler (blank section)

Office optic

- Suitable for VDU workstations according to EN 12464-1: up to 3300 lm/m with $< 3000 \text{ cd/m}^2$ for beam angle $> 65^\circ$
- UGR < 19 / UGR < 16

ILO system combinations

The modularity of the profile system enables you to combine different optics and adopt the lighting fixture to the interior.

Prismatic optic (new U-PR optic)

Its unique glare control performance is achieved through a combination of extruded profile geometries and precise microstructures embossed directly into the optic cover. The new prismatic cover stands out with its transparent appearance of the precision microstructure, as well as with the resulting highest possible efficiency and photometric functionality for glare-reduction-critical applications. The complex approach of inserting microstructured products (foils/sheets) for light control has now been replaced by a single product. Based on Jungbecker hot embossing production technology.

New office optic

The purpose of the new optic is to provide the best visual comfort for office environments that include workstations, reception desks, conference rooms and other similar applications. Its specifically designed precise lenses combined with a reflector body deliver high performance, low UGR and high-quality illumination.



Features


- 2700 / 3000 / 4000 / 5000 K or TW 2700 to 5000 K
- CRI > 80 / CRI > 90 / CRI > 95
- MacAdam Step 3
- L80 B20 at 100.000 h, Ta=25 °C ambient temperature
- Standard suspension kit: 2 m
- Standard power cable: 2 m
- Up to 2800 mm in a single unit, adaptation of length down to +/- 70 mm

Options

- Emergency: 1 h or 3 h
- Through wiring
- Presence and light sensor
- ILO spectra (CRI > 95)


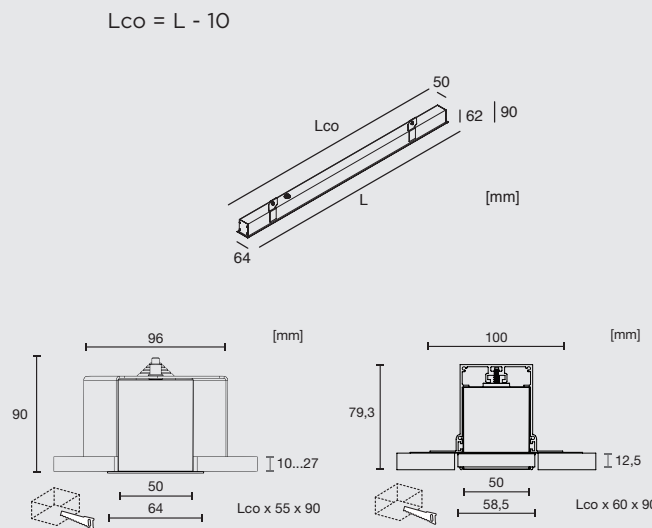


* IP 54 available for ILO Recessed from the bottom side up




length (L)
580 | 650 | 720 | ... +70 ... | 2820 mm

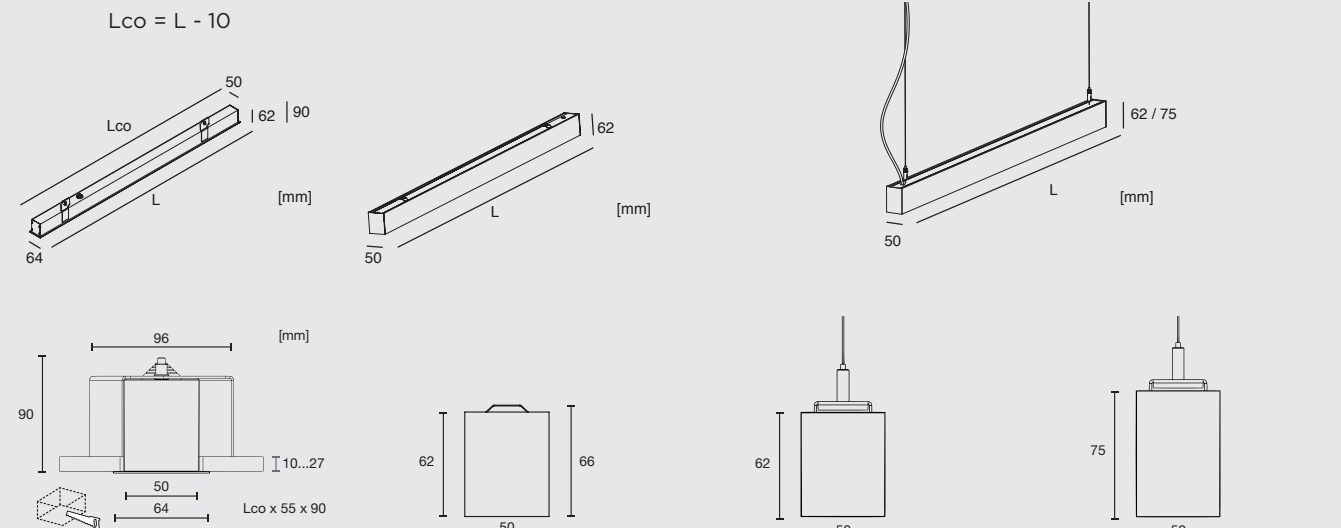
dimensional sketch



600 | 1200 | 1800 | 2400 mm



706 | 776 | 846 | ... +70 ... | 2806 mm

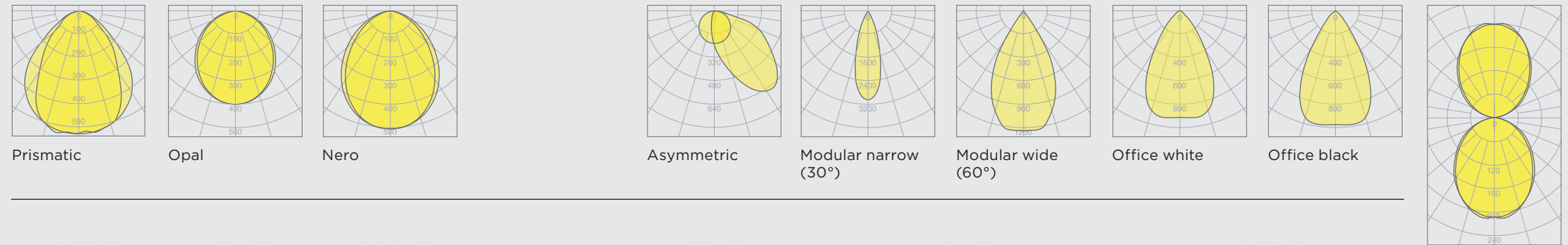


housing colour



High-quality aluminium with powder coated finish in RAL9016 white fine texture | RAL9005 black fine texture | RAL9006 grey fine texture

light distribution



optics



WALL DIRECT



WALL DIRECT/INDIRECT



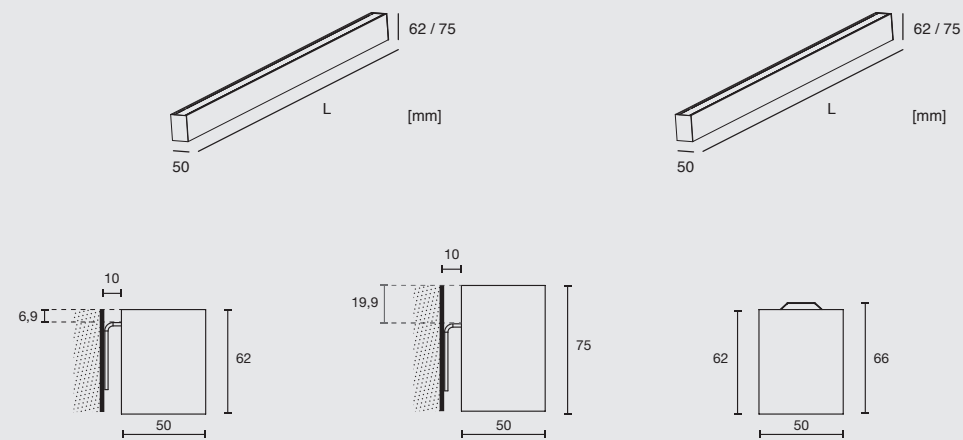
TRACK



length (L)

706 | 776 | 846 | ... +70 ... | 2806 mm

dimensional sketch



housing colour



High-quality aluminium with powder coated finish in
RAL9016 white fine texture | RAL9005 black fine texture |
RAL9006 grey fine texture

light distribution

See previous page

optics

See previous page

Technical data

Model	Optics	Direct light output (lm/m)			Indirect Light output (lm/m)			System power (W/m)		
		LP	HE	HO	LP	HE	HO	LP	HE	HO
ILO 50 PDI / WDI	OP	1820	2520	3350	1920	2660	3550	30	42	59
	PR	1860	2570	3420	1920	2660	3550	30	42	59
	NERO	690	960	1280	1920	2660	3550	30	42	59
	Asymmetric	1170	1620	2150	1920	2660	3550	30	42	59
	U-Prismatic	1770	2450	3260	1920	2660	3550	30	42	59
	Mod 30 W *	/	3590	4870	/	1920	2660	/	51	72
	Mod 30 B *	/	3440	4530	/	1920	2660	/	51	72
	Mod 45 W *	/	3650	4800	/	1920	2660	/	51	72
	Mod 45 B *	/	3240	4270	/	1920	2660	/	51	72
	Mod 60 W *	/	3580	4720	/	1920	2660	/	51	72
Mod 60 B *	/	3040	4000	/	1920	2660	/	51	72	
Office 60 W		2020	2790	3720	1920	2660	3550	30	42	59
Office 60 B		1790	2480	3300	1920	2660	3550	30	42	59

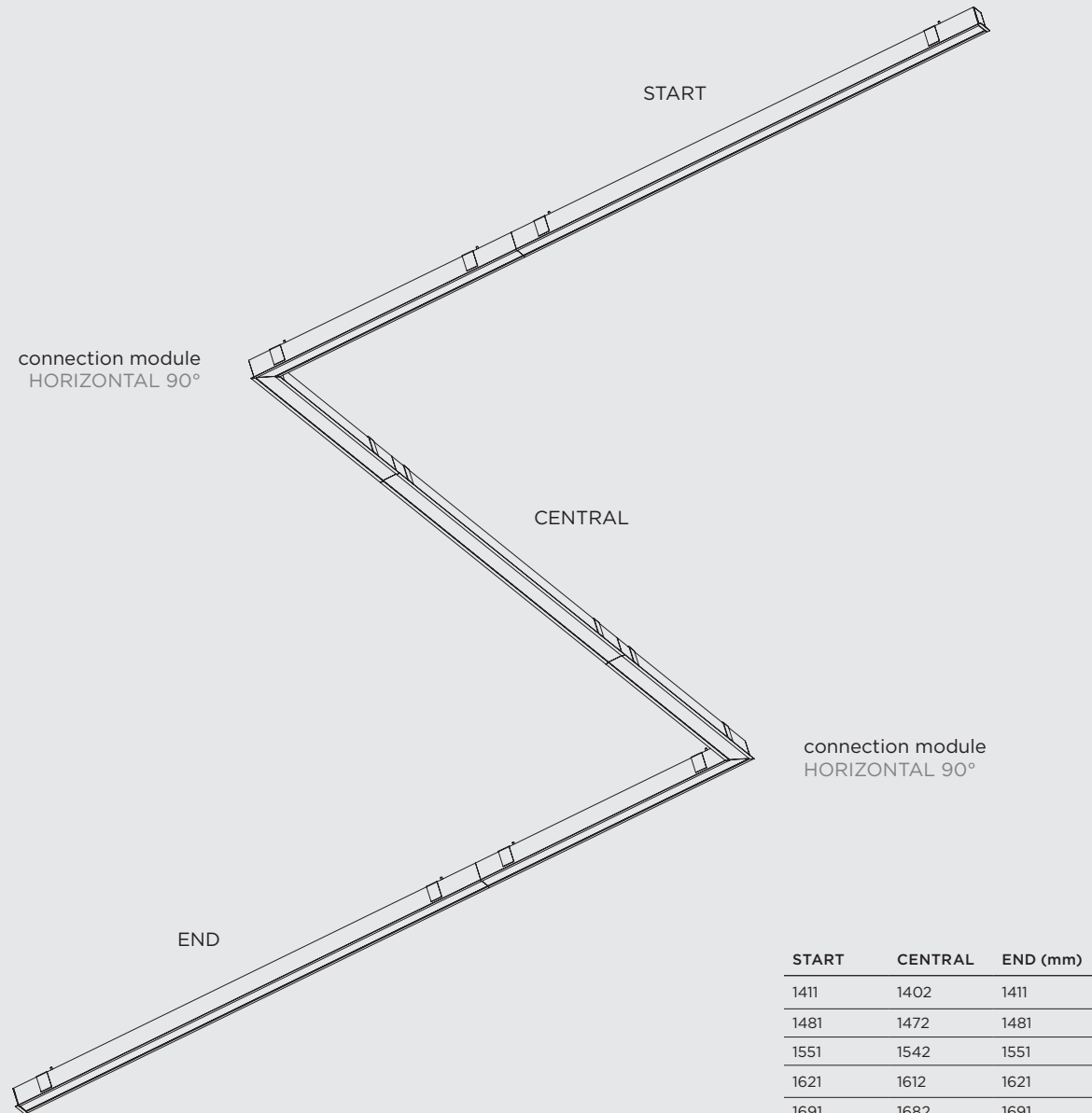
Data based on CRI80, 4000K
* not available with TW

Model	Optics	Direct light output (lm/m)			System power (W/m)		
		LP	HE	HO	LP	HE	HO
ILO 50 Pendant / Ceiling / Recessed / Wall	OP	1820	2520	3350	16	22	31
	PR	1860	2570	3420	16	22	31
	NERO	690	960	1280	16	22	31
	Asymmetric	1170	1620	2150	16	22	31
	U-Prismatic	1770	2450	3260	16	22	31
	Mod 30 W *	/	3590	4870	/	31	44
	Mod 30 B *	/	3440	4530	/	31	44
	Mod 45 W *	/	3650	4800	/	31	44
	Mod 45 B *	/	3240	4270	/	31	44
	Mod 60 W *	/	3580	4720	/	31	44
Mod 60 B *	/	3040	4000	/	31	44	
Office 60 W		2020	2790	3720	16	22	31
Office 60 B		1790	2480	3300	16	22	31

Data based on CRI > 80, 4000 K
* not available with TW

RECESSED

dimensional sketch



connection module
HORIZONTAL 90°

connection module
HORIZONTAL 90°

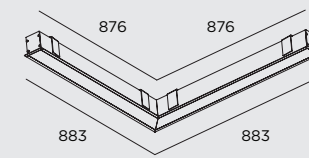
START	CENTRAL	END (mm)
1411	1402	1411
1481	1472	1481
1551	1542	1551
1621	1612	1621
1691	1682	1691
1761	1752	1761
1831	1822	1831
1901	1892	1901
1971	1962	1971
2041	2032	2041
2111	2102	2111
2181	2172	2181
2251	2242	2251
2321	2312	2321
2391	2382	2391
2461	2452	2461
2531	2522	2531
2601	2592	2601
2671	2662	2671
2741	2732	2741
2811	2802	2811

Name	Lco (mm)
RECESSED START MODULES	L - 5
RECESSED CENTRAL MODULES	L
RECESSED END MODULES	L - 5

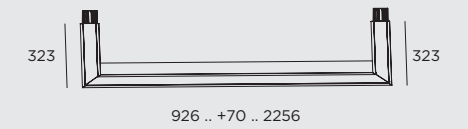
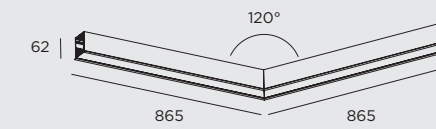
RECESSED

connection modules

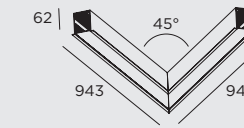
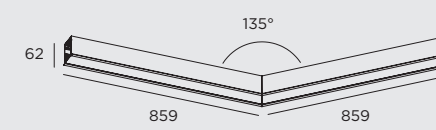
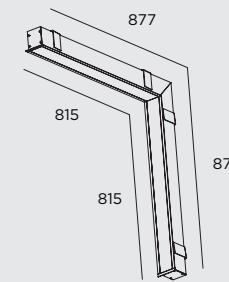
HORIZONTAL 90°



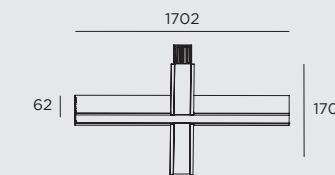
OTHER DEGREE ANGLES



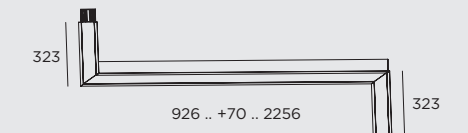
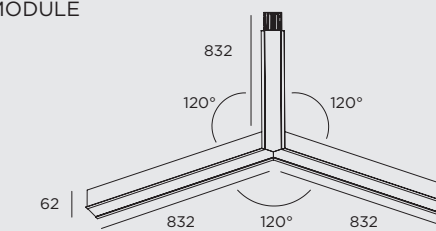
VERTICAL 90°



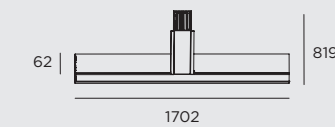
CROSS MODULE



Y MODULE



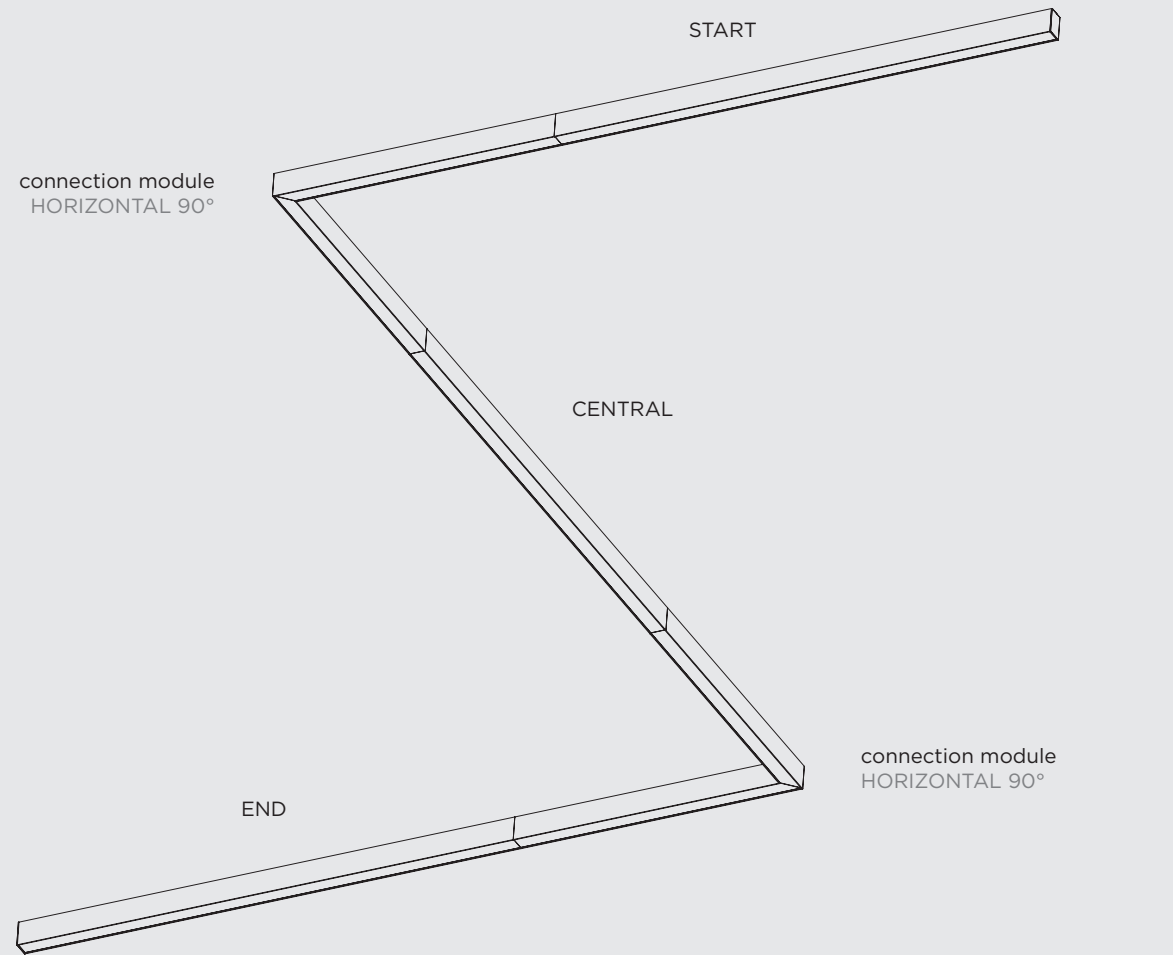
T MODULE



Model	Optics	Direct light output (lm/m)			System power (W/m)		
		LP	HE	HO	LP	HE	HO
ILO 50 Pendant / Ceiling / Recessed / Wall	OP	1820	2520	3350	16	22	31
	PR	1860	2570	3420	16	22	31
	NERO	690	960	1280	16	22	31
	Asymmetric	1170	1620	2150	16	22	31
	U-Prismatic	1770	2450	3260	16	22	31
	Mod 30 W *	/	3590	4870	/	31	44
	Mod 30 B *	/	3440	4530	/	31	44
	Mod 45 W *	/	3650	4800	/	31	44
	Mod 45 B *	/	3240	4270	/	31	44
	Mod 60 W *	/	3580	4720	/	31	44
	Mod 60 B *	/	3040	4000	/	31	44
	Office 60 W	2020	2790	3720	16	22	31
	Office 60 B	1790	2480	3300	16	22	31

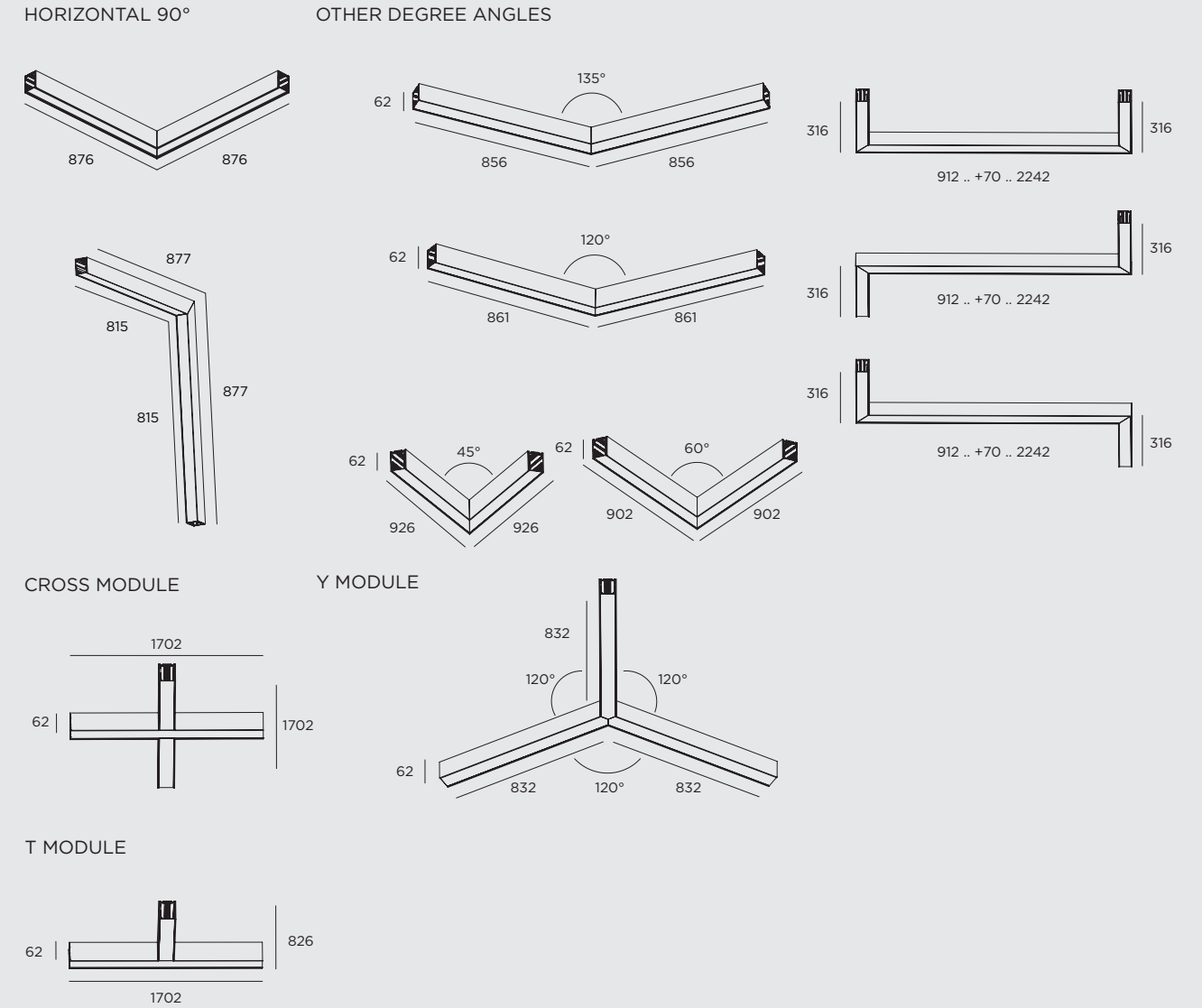
Data based on CRI > 80, 4000 K
* not available with TW

dimensional sketch



START	CENTRAL	END (mm)
1404	1402	1404
1474	1472	1474
1544	1542	1544
1614	1612	1614
1684	1682	1684
1754	1752	1754
1824	1822	1824
1894	1892	1894
1964	1962	1964
2034	2032	2034
2104	2102	2104
2174	2172	2174
2244	2242	2244
2314	2312	2314
2384	2382	2384
2454	2452	2454
2524	2522	2524
2594	2592	2594
2664	2662	2664
2734	2732	2734
2804	2802	2804

connection modules

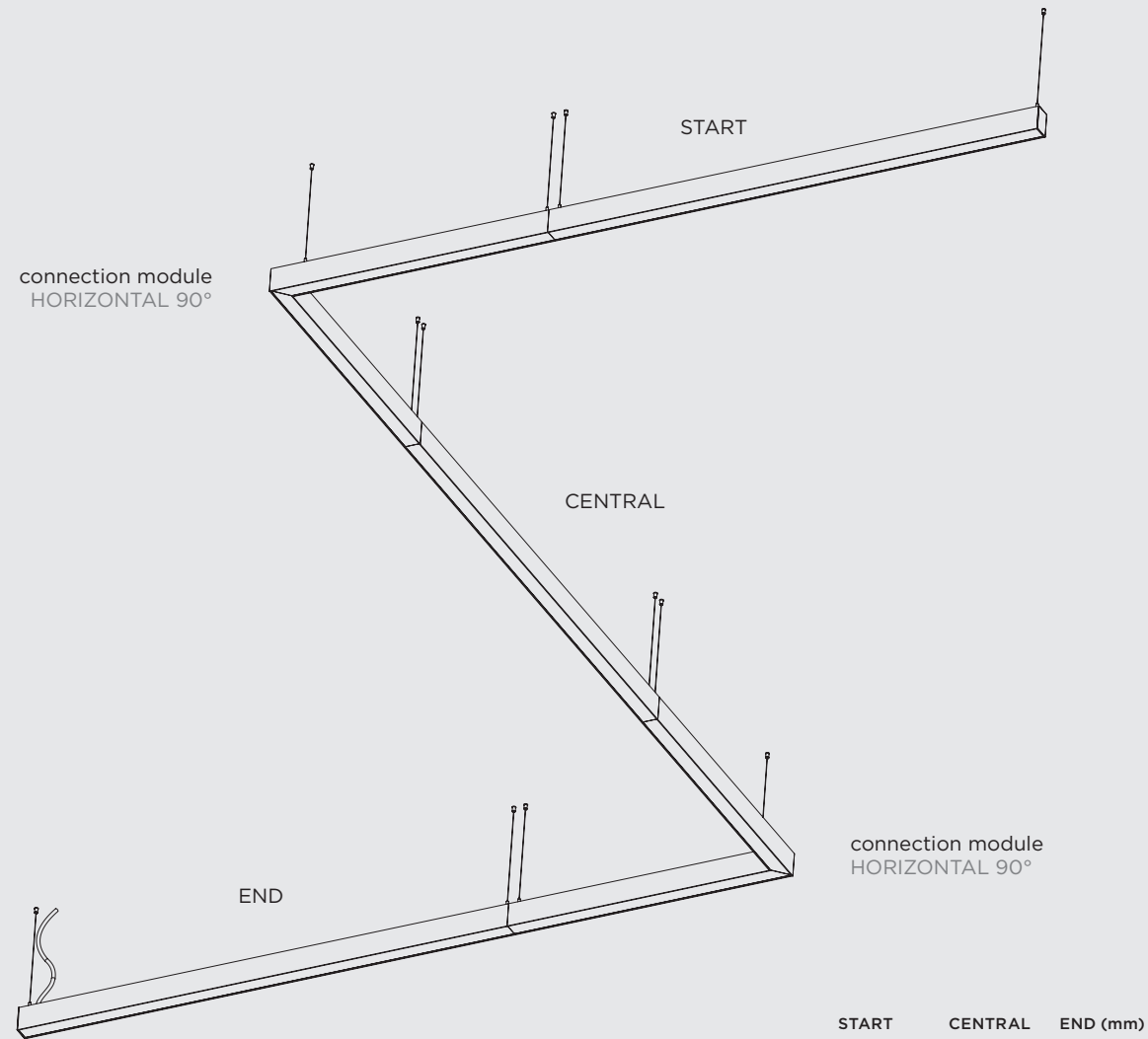


Model	Optics	Direct light output (lm/m)			System power (W/m)		
		LP	HE	HO	LP	HE	HO
ILO 50 Pendant / Ceiling / Recessed / Wall	OP	1820	2520	3350	16	22	31
	PR	1860	2570	3420	16	22	31
	NERO	690	960	1280	16	22	31
	Asymmetric	1170	1620	2150	16	22	31
	U-Prismatic	1770	2450	3260	16	22	31
	Mod 30 W *	/	3590	4870	/	31	44
	Mod 30 B *	/	3440	4530	/	31	44
	Mod 45 W *	/	3650	4800	/	31	44
	Mod 45 B *	/	3240	4270	/	31	44
	Mod 60 W *	/	3580	4720	/	31	44
	Mod 60 B *	/	3040	4000	/	31	44
	Office 60 W	2020	2790	3720	16	22	31
	Office 60 B	1790	2480	3300	16	22	31

Data based on CRI > 80, 4000 K
* not available with TW

PENDANT D/I

dimensional sketch

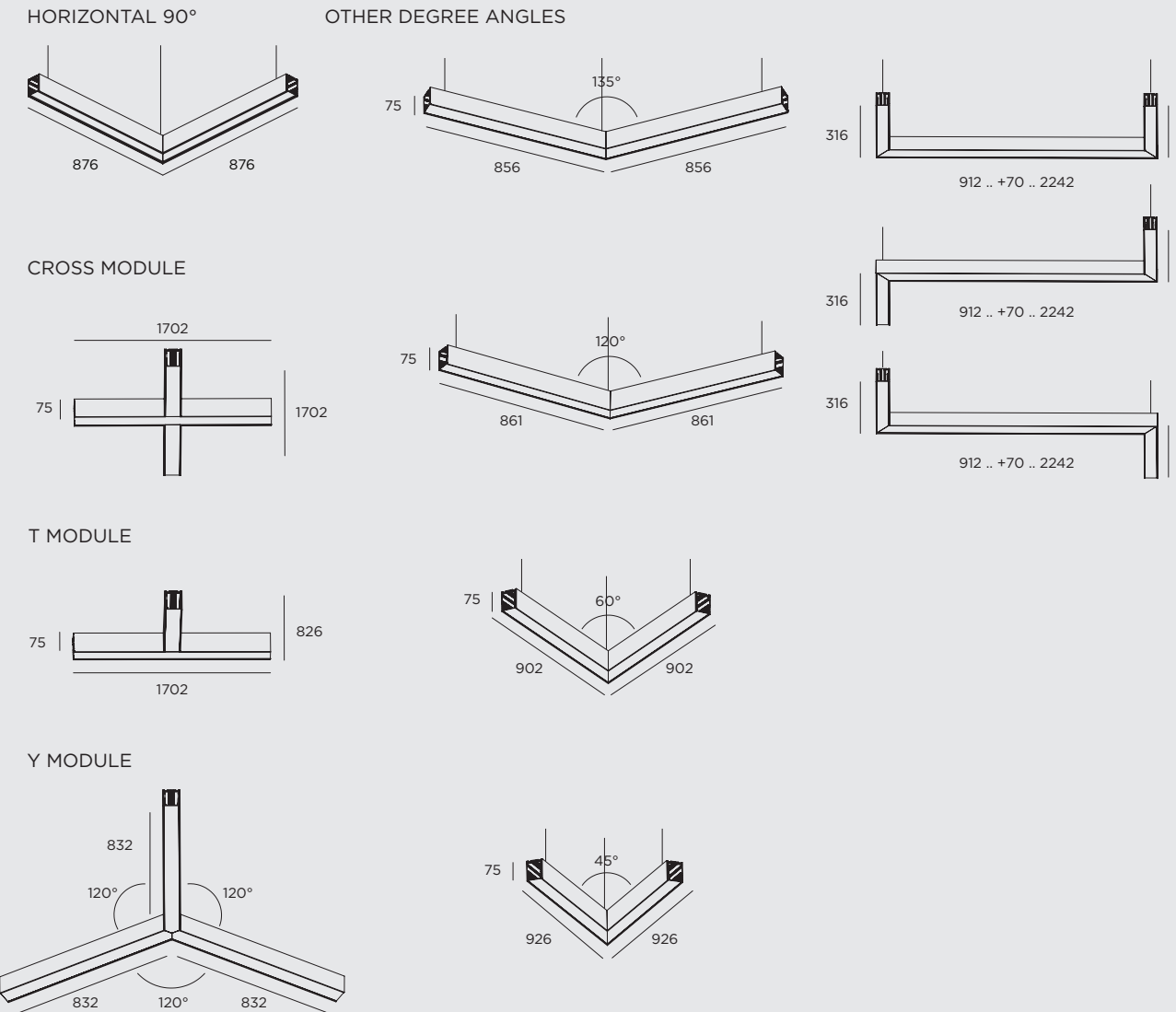


connection module HORIZONTAL 90°

START	CENTRAL	END (mm)
1404	1402	1404
1474	1472	1474
1544	1542	1544
1614	1612	1614
1684	1682	1684
1754	1752	1754
1824	1822	1824
1894	1892	1894
1964	1962	1964
2034	2032	2034
2104	2102	2104
2174	2172	2174
2244	2242	2244
2314	2312	2314
2384	2382	2384
2454	2452	2454
2524	2522	2524
2594	2592	2594
2664	2662	2664
2734	2732	2734
2804	2802	2804

PENDANT D/I

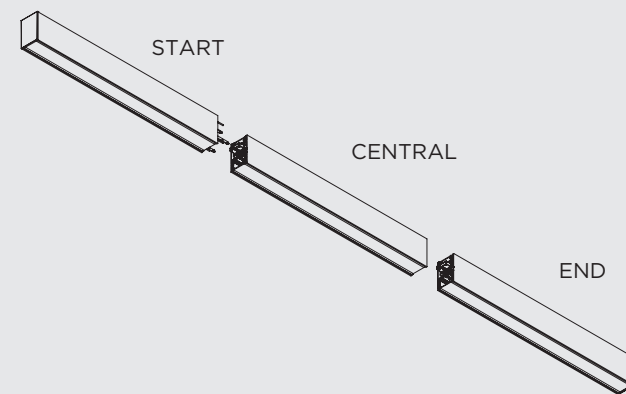
connection modules



Model	Optics	Direct light output (lm/m)			Indirect Light output (lm/m)			System power (W/m)		
		LP	HE	HO	LP	HE	HO	LP	HE	HO
ILO 50 PDI / WDI	OP	1820	2520	3350	1920	2660	3550	30	42	59
	PR	1860	2570	3420	1920	2660	3550	30	42	59
	NERO	690	960	1280	1920	2660	3550	30	42	59
	Asymmetric	1170	1620	2150	1920	2660	3550	30	42	59
	U-Prismatic	1770	2450	3260	1920	2660	3550	30	42	59
	Mod 30 W *	/	3590	4870	/	1920	2660	/	51	72
	Mod 30 B *	/	3440	4530	/	1920	2660	/	51	72
	Mod 45 W *	/	3650	4800	/	1920	2660	/	51	72
	Mod 45 B *	/	3240	4270	/	1920	2660	/	51	72
	Mod 60 W *	/	3580	4720	/	1920	2660	/	51	72
	Mod 60 B *	/	3040	4000	/	1920	2660	/	51	72
	Office 60 W	2020	2790	3720	1920	2660	3550	30	42	59
	Office 60 B	1790	2480	3300	1920	2660	3550	30	42	59

Data based on CRI80, 4000K
* not available with TW

WALL

dimensional
sketch

START	CENTRAL	END (mm)
1404	1402	1404
1474	1472	1474
1544	1542	1544
1614	1612	1614
1684	1682	1684
1754	1752	1754
1824	1822	1824
1894	1892	1894
1964	1962	1964
2034	2032	2034
2104	2102	2104
2174	2172	2174
2244	2242	2244
2314	2312	2314
2384	2382	2384
2454	2452	2454
2524	2522	2524
2594	2592	2594
2664	2662	2664
2734	2732	2734
2804	2802	2804

Model	Optics	Direct light output (lm/m)			System power (W/m)			
		LP	HE	HO	LP	HE	HO	
ILO 50 Pendant / Ceiling / Recessed / Wall	OP	1820	2520	3350	16	22	31	
	PR	1860	2570	3420	16	22	31	
	NERO	690	960	1280	16	22	31	
	Asymmetric	1170	1620	2150	16	22	31	
	U-Prismatic	1770	2450	3260	16	22	31	
	Mod 30 W *	/	3590	4870	/	31	44	
	Mod 30 B *	/	3440	4530	/	31	44	
	Mod 45 W *	/	3650	4800	/	31	44	
	Mod 45 B *	/	3240	4270	/	31	44	
	Mod 60 W *	/	3580	4720	/	31	44	
	Mod 60 B *	/	3040	4000	/	31	44	
	Office 60 W		2020	2790	3720	16	22	31
	Office 60 B		1790	2480	3300	16	22	31

Data based on CRI > 80, 4000 K
* not available with TW

Model	Optics	Direct light output (lm/m)			Indirect Light output (lm/m)			System power (W/m)			
		LP	HE	HO	LP	HE	HO	LP	HE	HO	
ILO 50 PDI / WDI	OP	1820	2520	3350	1920	2660	3550	30	42	59	
	PR	1860	2570	3420	1920	2660	3550	30	42	59	
	NERO	690	960	1280	1920	2660	3550	30	42	59	
	Asymmetric	1170	1620	2150	1920	2660	3550	30	42	59	
	U-Prismatic	1770	2450	3260	1920	2660	3550	30	42	59	
	Mod 30 W *	/	3590	4870	/	1920	2660	/	51	72	
	Mod 30 B *	/	3440	4530	/	1920	2660	/	51	72	
	Mod 45 W *	/	3650	4800	/	1920	2660	/	51	72	
	Mod 45 B *	/	3240	4270	/	1920	2660	/	51	72	
	Mod 60 W *	/	3580	4720	/	1920	2660	/	51	72	
	Mod 60 B *	/	3040	4000	/	1920	2660	/	51	72	
	Office 60 W		2020	2790	3720	1920	2660	3550	30	42	59
	Office 60 B		1790	2480	3300	1920	2660	3550	30	42	59

Data based on CRI80, 4000K
* not available with TW

35



Features

- 2700 / 3000 / 4000 / 5000 K or TW 2700 to 5000 K
- CRI > 80 / CRI > 90 / CRI > 95
- MacAdam Step 3
- L80 B20 at 100.000 h, Ta=25 °C ambient temperature
- Standard suspension kit: 2 m
- Standard power cable: 2 m
- Up to 2800 mm in a single unit, adaptation of length down to +/- 70 mm


Options

- Emergency: 1 h or 3 h*
- Through wiring
- Presence and light sensor
- ILO spectra (CRI > 95)




* IP 54 available for ILO Recessed from the bottom side up

RECESSED WITH TRIM



CEILING SUSPENSION SYSTEM (T-BAR)



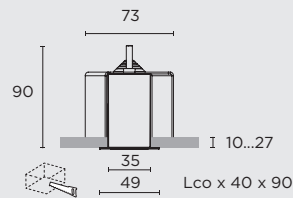
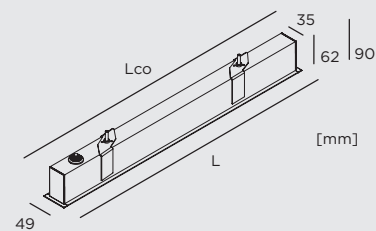
length (L)

580 | 650 | 720 | ... +70 ... | 2820 mm


600 | 1200 | 1800 | 2400 mm

dimensional sketch


$L_{co} = L - 10$



CEILING



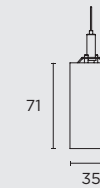
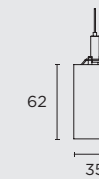
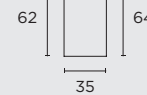
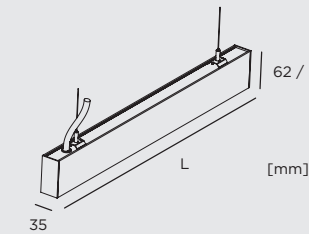
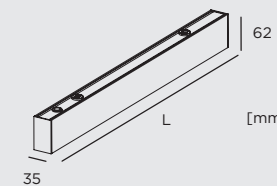
PENDANT



PENDANT DIRECT/INDIRECT



706 | 776 | 846 | ... +70 ... | 2806 mm

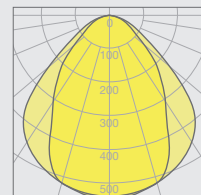


housing colour

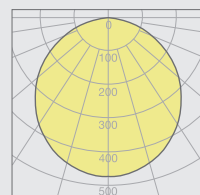


High-quality aluminium with powder coated finish in RAL9016 white fine texture | RAL9005 black fine texture | RAL9006 grey fine texture

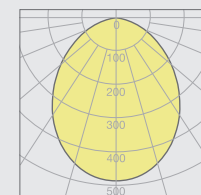
light distribution



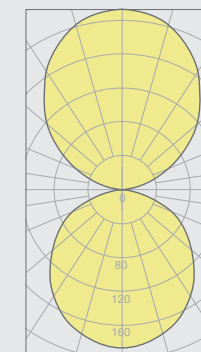
Prismatic



Opal



Nero



Direct / Indirect

optics

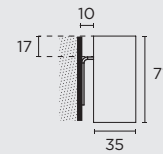
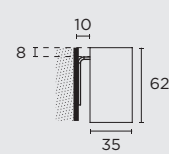
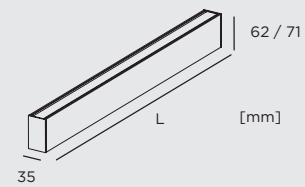


WALL

WALL
DIRECT/INDIRECT

length (L)

706 | 776 | 846 | ... +70 ... | 2806 mm

dimensional
sketch

housing colour



High-quality aluminium with powder coated finish in
RAL9016 white fine texture | RAL9005 black fine texture |
RAL9006 grey fine texture

light
distribution

See previous page

optics

See previous page

Technical data

Model	Optics	Direct light output (lm/m)			Indirect Light output (lm/m)			System power (W/m)		
		LP	HE	HO	LP	HE	HO	LP	HE	HO
ILO 35 PDI /WDI	OP	1670	2320	3080	1920	2660	3550	30	42	59
	PR	1900	2630	3500	1920	2660	3550	30	42	59
	NERO	380	530	700	1920	2660	3550	30	42	59

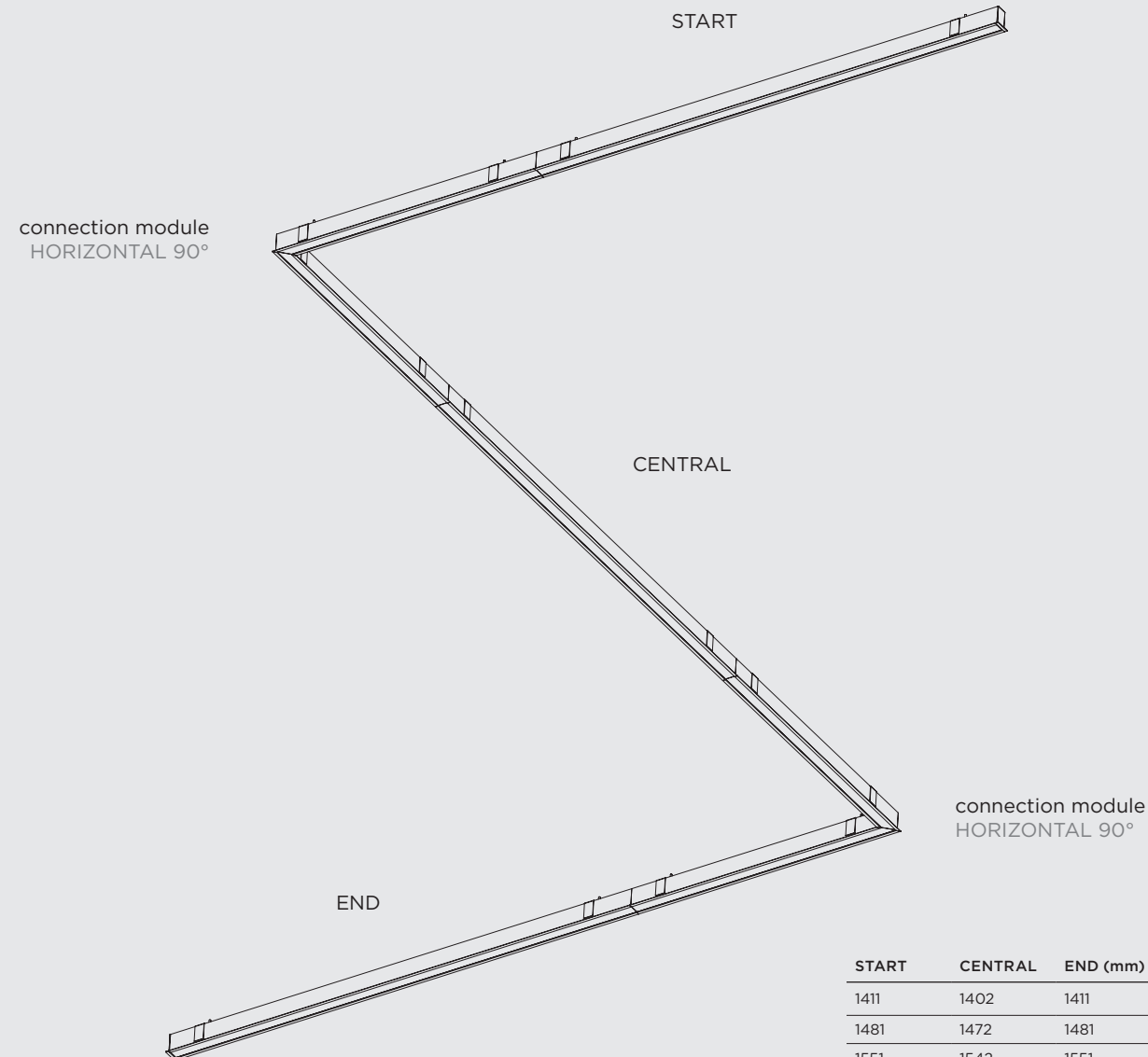
Data based on CRI80, 4000K

Model	Optics	Direct light output (lm/m)			System power (W/m)		
		LP	HE	HO	LP	HE	HO
ILO 35 Pendant / Ceiling / Recessed / Wall	OP	1670	2320	3080	16	22	31
	PR	1900	2630	3500	16	22	31
	NERO	380	530	700	16	22	31

Data based on CRI > 80, 4000 K

RECESSED

dimensional sketch

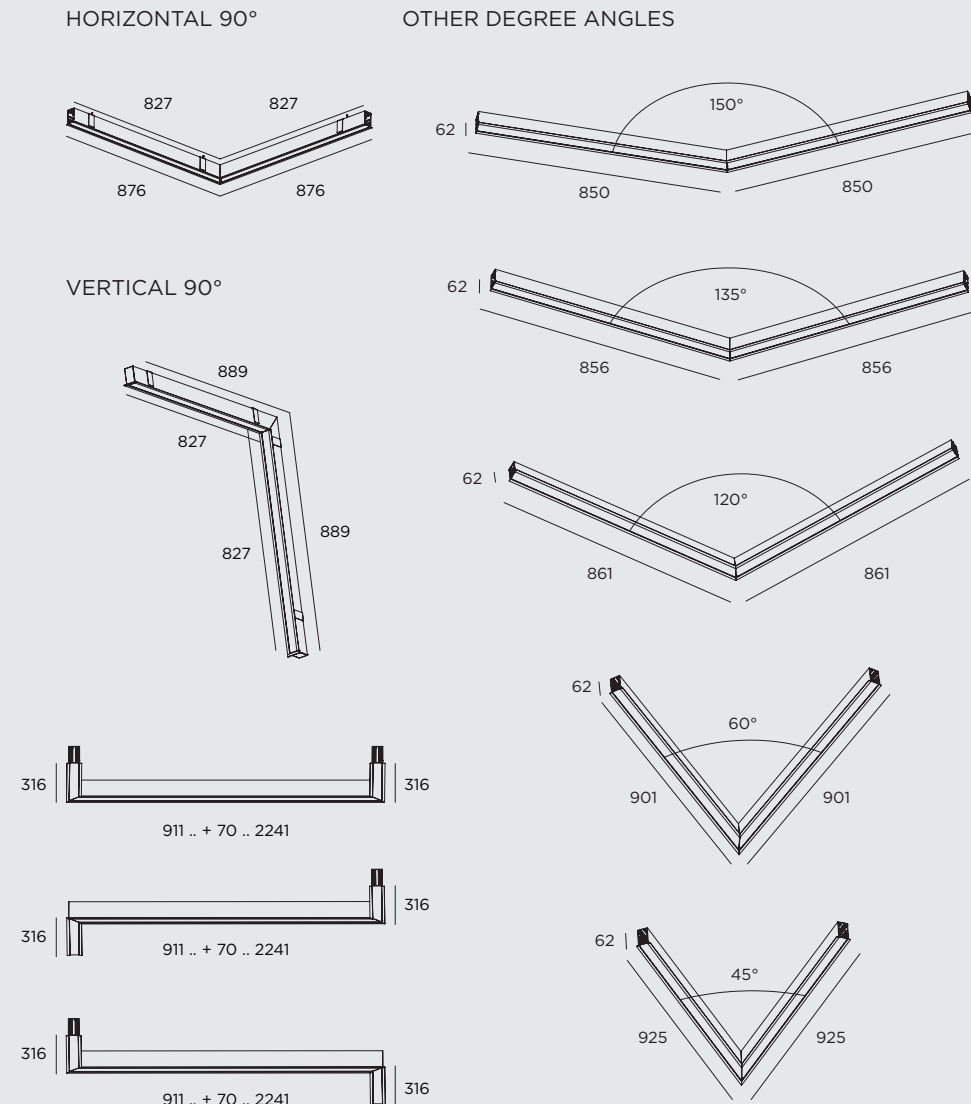


START	CENTRAL	END (mm)
1411	1402	1411
1481	1472	1481
1551	1542	1551
1621	1612	1621
1691	1682	1691
1761	1752	1761
1831	1822	1831
1901	1892	1901
1971	1962	1971
2041	2032	2041
2111	2102	2111
2181	2172	2181
2251	2242	2251
2321	2312	2321
2391	2382	2391
2461	2452	2461
2531	2522	2531
2601	2592	2601
2671	2662	2671
2741	2732	2741
2811	2802	2811

Name	Lco (mm)
RECESSED START MODULES	L - 5
RECESSED CENTRAL MODULES	L
RECESSED END MODULES	L - 5

RECESSED

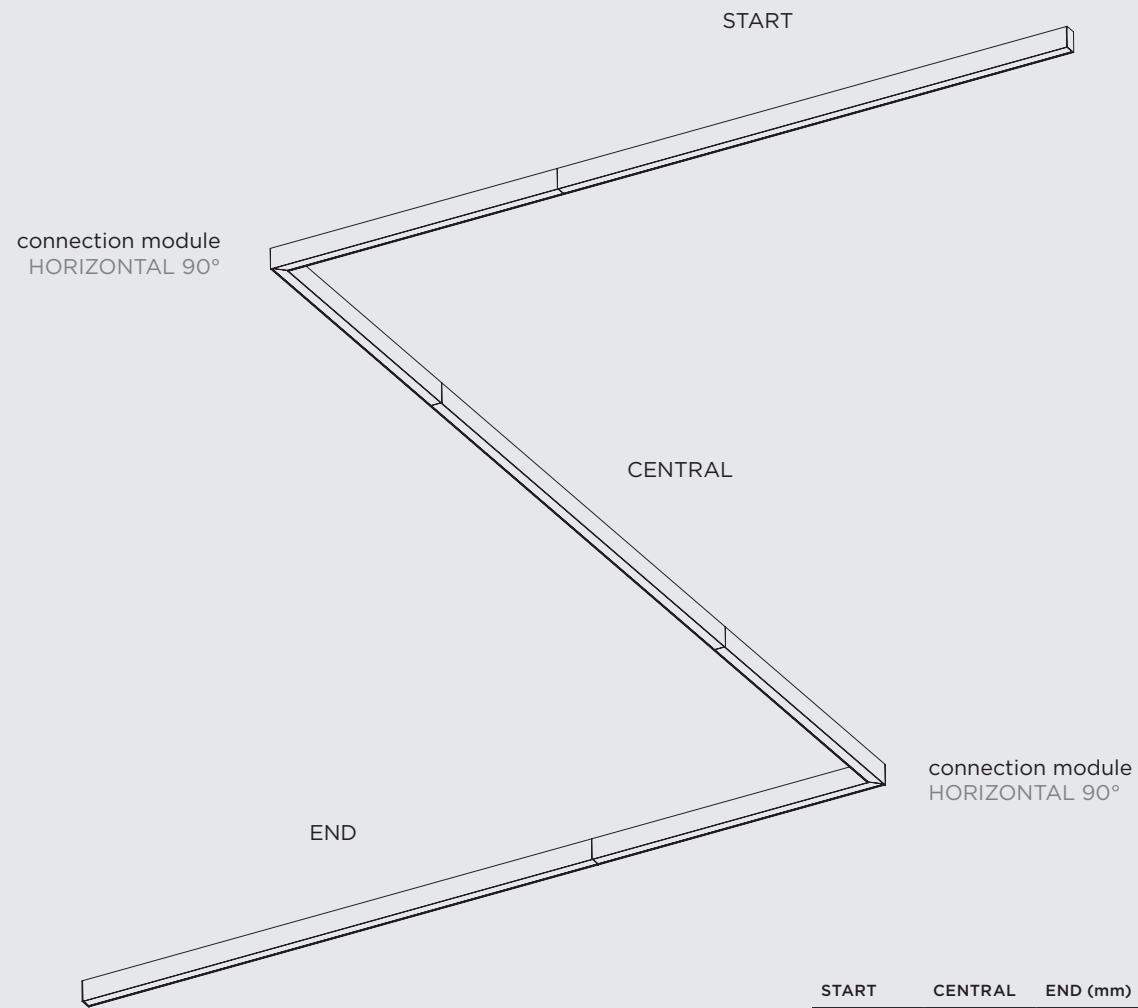
connection modules



Model	Optics	Direct light output (lm/m)			System power (W/m)		
		LP	HE	HO	LP	HE	HO
ILO 35 Pendant / Ceiling / Recessed / Wall	OP	1670	2320	3080	16	22	31
	PR	1900	2630	3500	16	22	31
	NERO	380	530	700	16	22	31

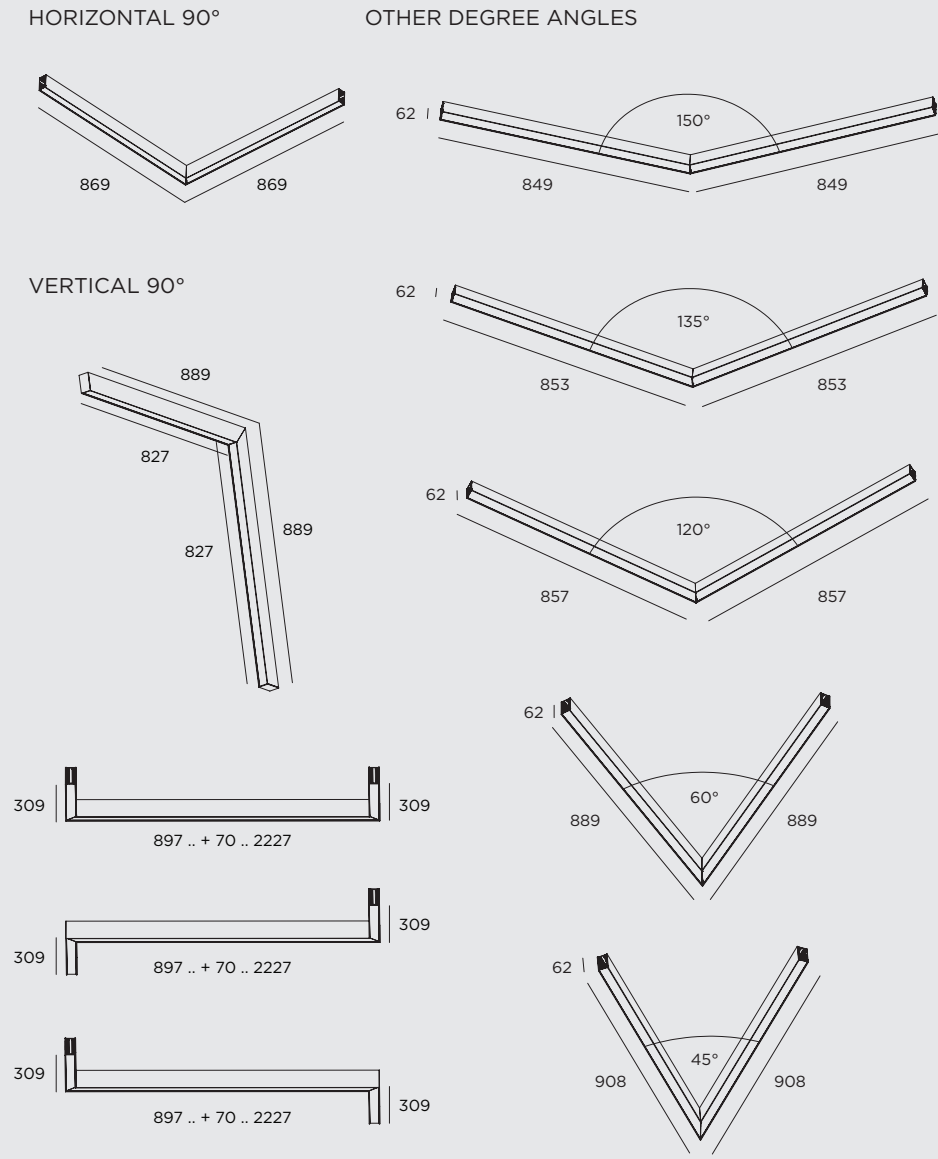
Data based on CRI > 80, 4000 K

dimensional sketch



START	CENTRAL	END (mm)
1404	1402	1404
1474	1472	1474
1544	1542	1544
1614	1612	1614
1684	1682	1684
1754	1752	1754
1824	1822	1824
1894	1892	1894
1964	1962	1964
2034	2032	2034
2104	2102	2104
2174	2172	2174
2244	2242	2244
2314	2312	2314
2384	2382	2384
2454	2452	2454
2524	2522	2524
2594	2592	2594
2664	2662	2664
2734	2732	2734
2804	2802	2804

connection modules

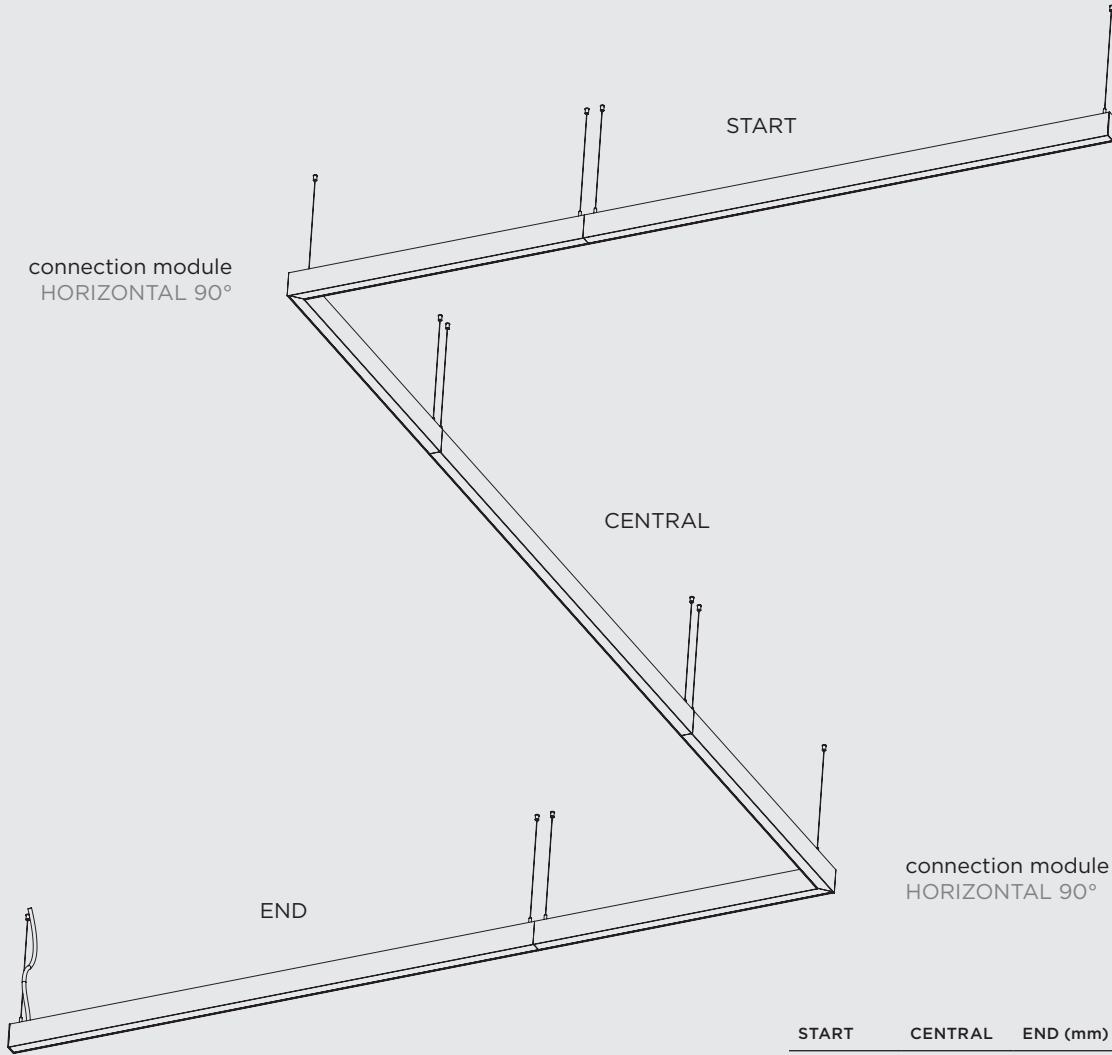


Model	Optics	Direct light output (lm/m)			System power (W/m)		
		LP	HE	HO	LP	HE	HO
ILO 35 Pendant / Ceiling / Recessed / Wall	OP	1670	2320	3080	16	22	31
	PR	1900	2630	3500	16	22	31
	NERO	380	530	700	16	22	31

Data based on CRI > 80, 4000 K

PENDANT D/I

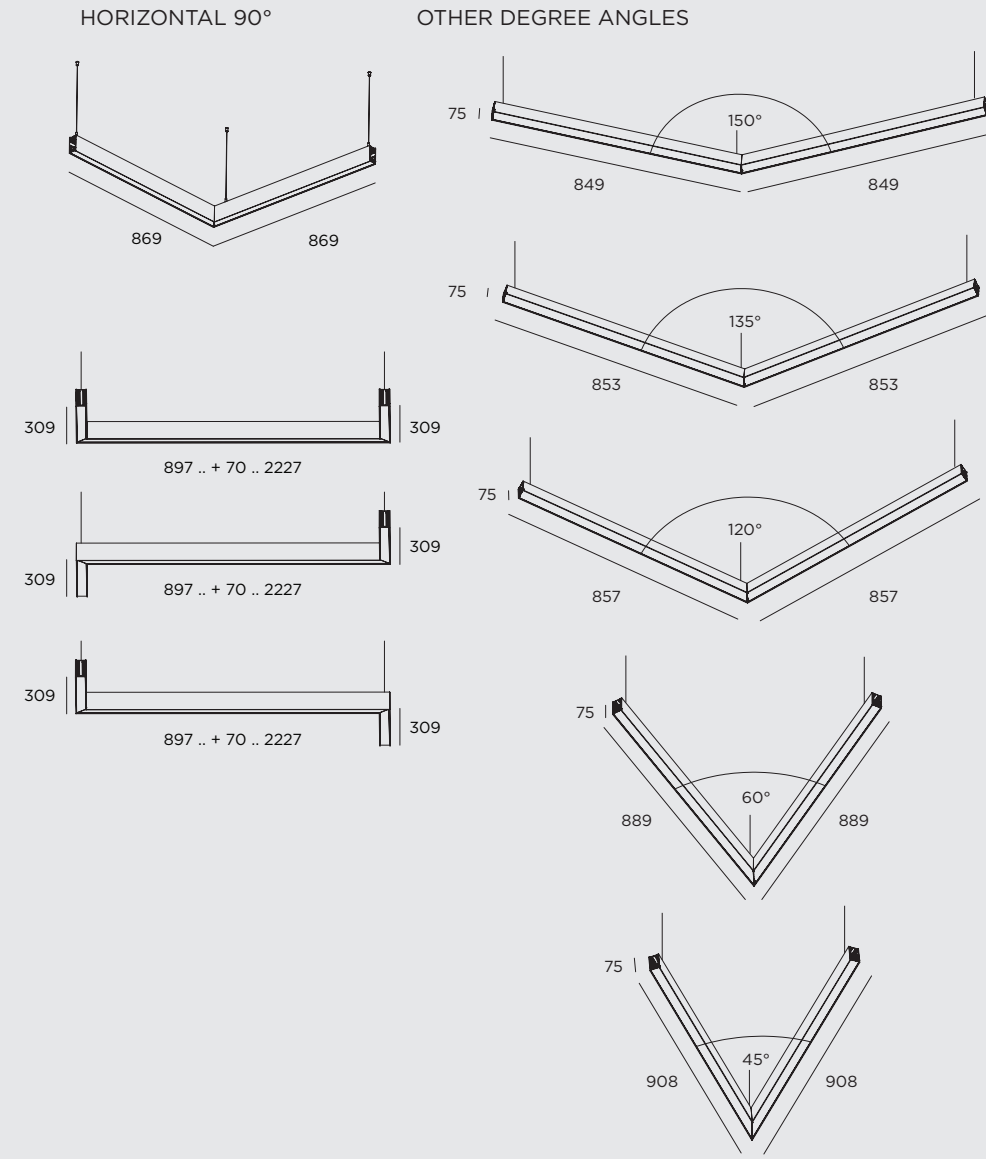
dimensional sketch



START	CENTRAL	END (mm)
1404	1402	1404
1474	1472	1474
1544	1542	1544
1614	1612	1614
1684	1682	1684
1754	1752	1754
1824	1822	1824
1894	1892	1894
1964	1962	1964
2034	2032	2034
2104	2102	2104
2174	2172	2174
2244	2242	2244
2314	2312	2314
2384	2382	2384
2454	2452	2454
2524	2522	2524
2594	2592	2594
2664	2662	2664
2734	2732	2734
2804	2802	2804

PENDANT D/I

connection modules



Model	Optics	Direct light output (lm/m)			Indirect Light output (lm/m)			System power (W/m)		
		LP	HE	HO	LP	HE	HO	LP	HE	HO
ILO 35 PDI /WDI	OP	1670	2320	3080	1920	2660	3550	30	42	59
	PR	1900	2630	3500	1920	2660	3550	30	42	59
	NERO	380	530	700	1920	2660	3550	30	42	59

Data based on CRI > 80, 4000 K

70

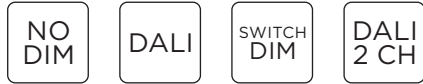


Features

- 2700 / 3000 / 4000 / 5000 K or TW 2700 to 5000 K
- CRI > 80 / CRI > 90 / CRI > 95
- MacAdam Step 3
- L80 B20 at 100.000 h, Ta=25 °C ambient temperature
- Standard suspension kit: 2 m
- Standard power cable: 2 m
- Up to 2800 mm in a single unit, adaptation of length down to +/- 70 mm

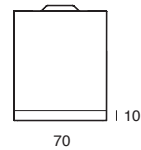
Options

- Emergency: 1 h or 3 h*
- Through wiring
- Presence and light sensor
- ILO spectra (CR > 95)



* IP 54 available for ILO Recessed from the bottom side up

Dropped opal and dropped prismatic



The optic hangs 10mm out from the luminaire's body and delivers ambient illuminance. Available for ceiling, pendant and recessed mounting versions.

RECESSED WITH TRIM

RECESSED TRIMLESS

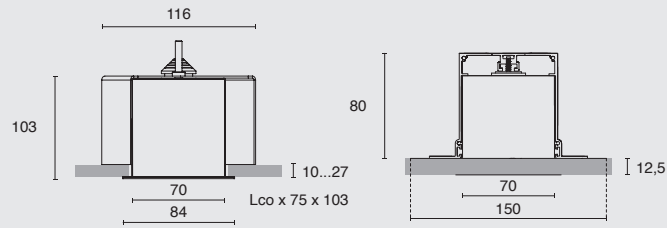
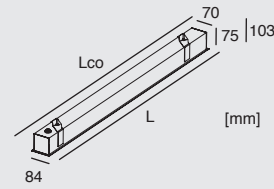


length (L)


580 | 650 | 720 | ... +70 ... | 2820 mm

dimensional sketch

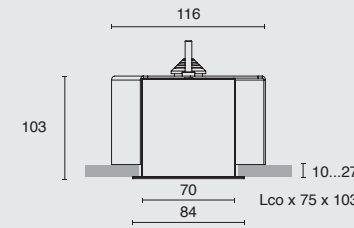
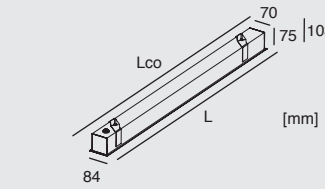
$L_{co} = L - 10$



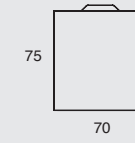
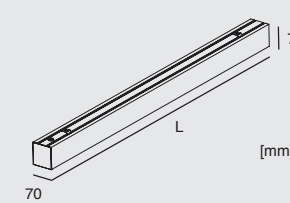

CEILING SUSPENSION SYSTEM (T-BAR)



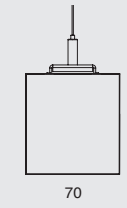
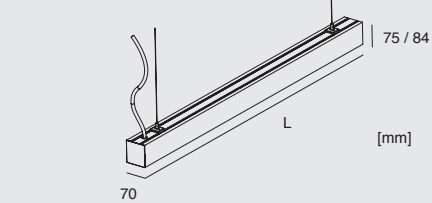
600 | 1200 | 1800 | 2400 mm



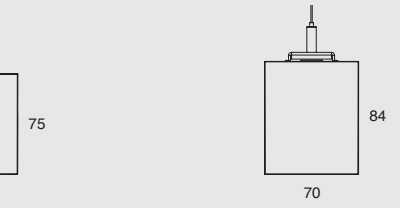
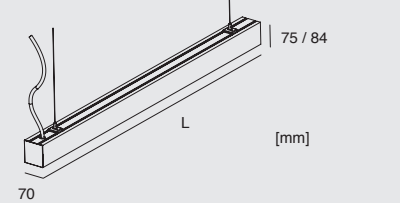
CEILING



PENDANT



PENDANT DIRECT/INDIRECT

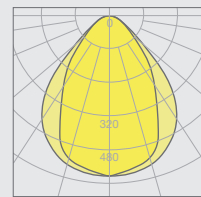


housing colour

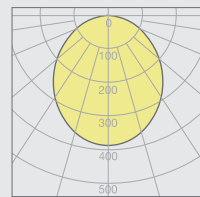


High-quality aluminium with powder coated finish in RAL9016 white fine texture | RAL9005 black fine texture | RAL9006 grey fine texture

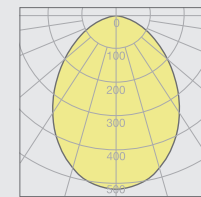
light distribution



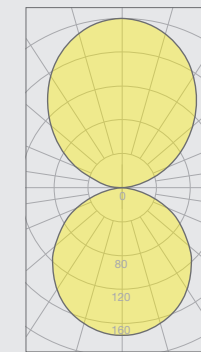
Prismatic



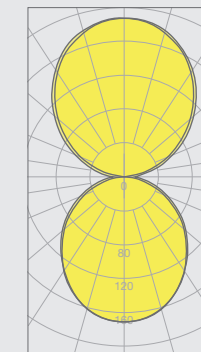
Opal



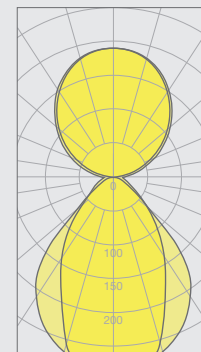
Nero



Direct / Indirect





Dropped Opal





Dropped Prismatic


optics



Technical data

Model	Optics	Direct light output (lm/m) 			Indirect Light output (lm/m) 			System power (W/m)		
		LP	HE	HO	LP	HE	HO	LP	HE	HO
ILO 70 PDI /WDI	OP	1780	2460	3270	1920	2660	3550	30	42	59
	U-Prismatic	1780	2460	3270	1920	2660	3550	30	42	59
	DR OP	1770	2450	3260	2230	3090	4120	30	42	59
	DR PR	1690	2340	3110	2240	3110	4140	30	42	59
	NERO	350	480	650	1920	2660	3550	30	42	59

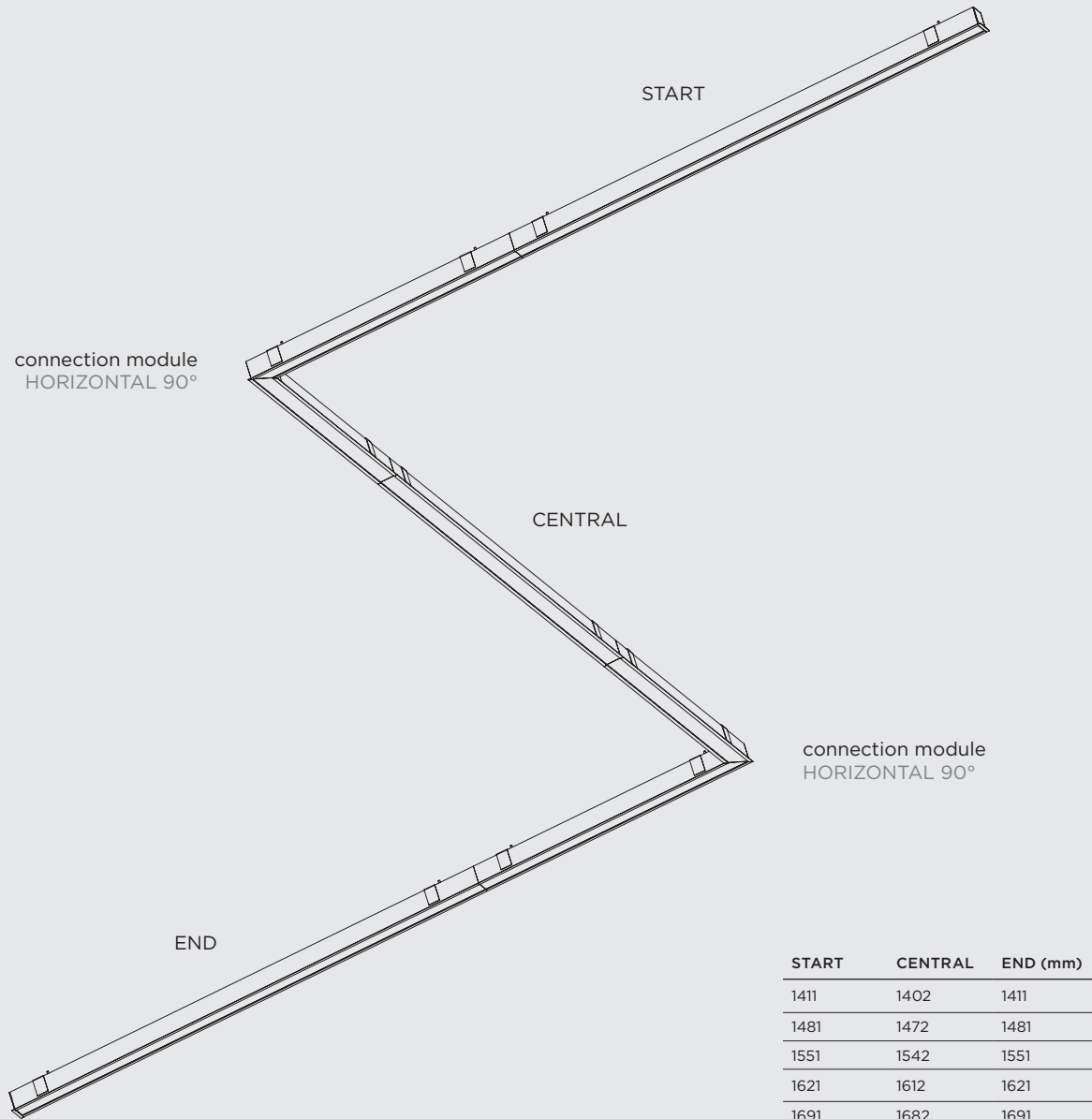
Data based on CRI80, 4000K

Model	Optics	Direct light output (lm/m) 			System power (W/m)		
		LP	HE	HO	LP	HE	HO
ILO 70 Pendant / Ceiling / Recessed / Wall	OP	1780	2460	3270	16	22	31
	U-Prismatic	1780	2460	3270	16	22	31
	DR OP	1770	2450	3260	16	22	31
	DR PR	1690	2340	3110	16	22	31
	NERO	350	480	650	16	22	31

Data based on CRI > 80, 4000 K

RECESSED

dimensional sketch



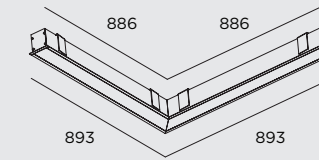
Name	Lco (mm)
RECESSED START MODULES	L - 5
RECESSED CENTRAL MODULES	L
RECESSED END MODULES	L - 5

START	CENTRAL	END (mm)
1411	1402	1411
1481	1472	1481
1551	1542	1551
1621	1612	1621
1691	1682	1691
1761	1752	1761
1831	1822	1831
1901	1892	1901
1971	1962	1971
2041	2032	2041
2111	2102	2111
2181	2172	2181
2251	2242	2251
2321	2312	2321
2391	2382	2391
2461	2452	2461
2531	2522	2531
2601	2592	2601
2671	2662	2671
2741	2732	2741
2811	2802	2811

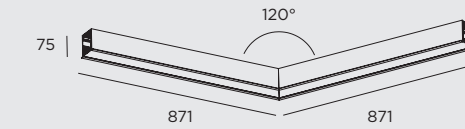
connection module HORIZONTAL 90°

connection modules

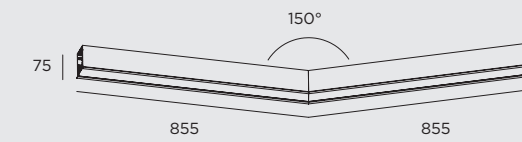
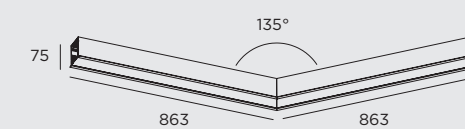
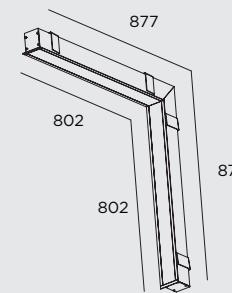
HORIZONTAL 90°



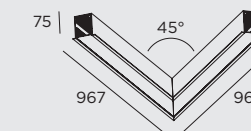
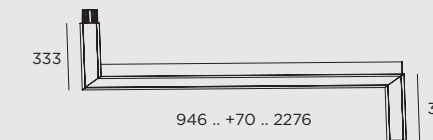
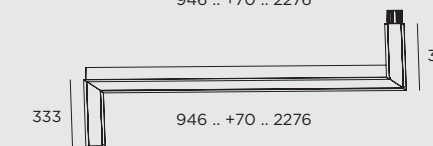
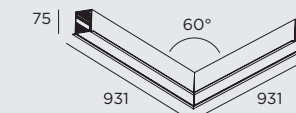
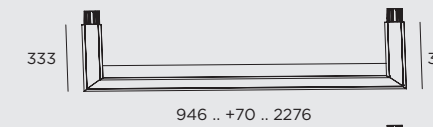
OTHER DEGREE ANGLES



VERTICAL 90°



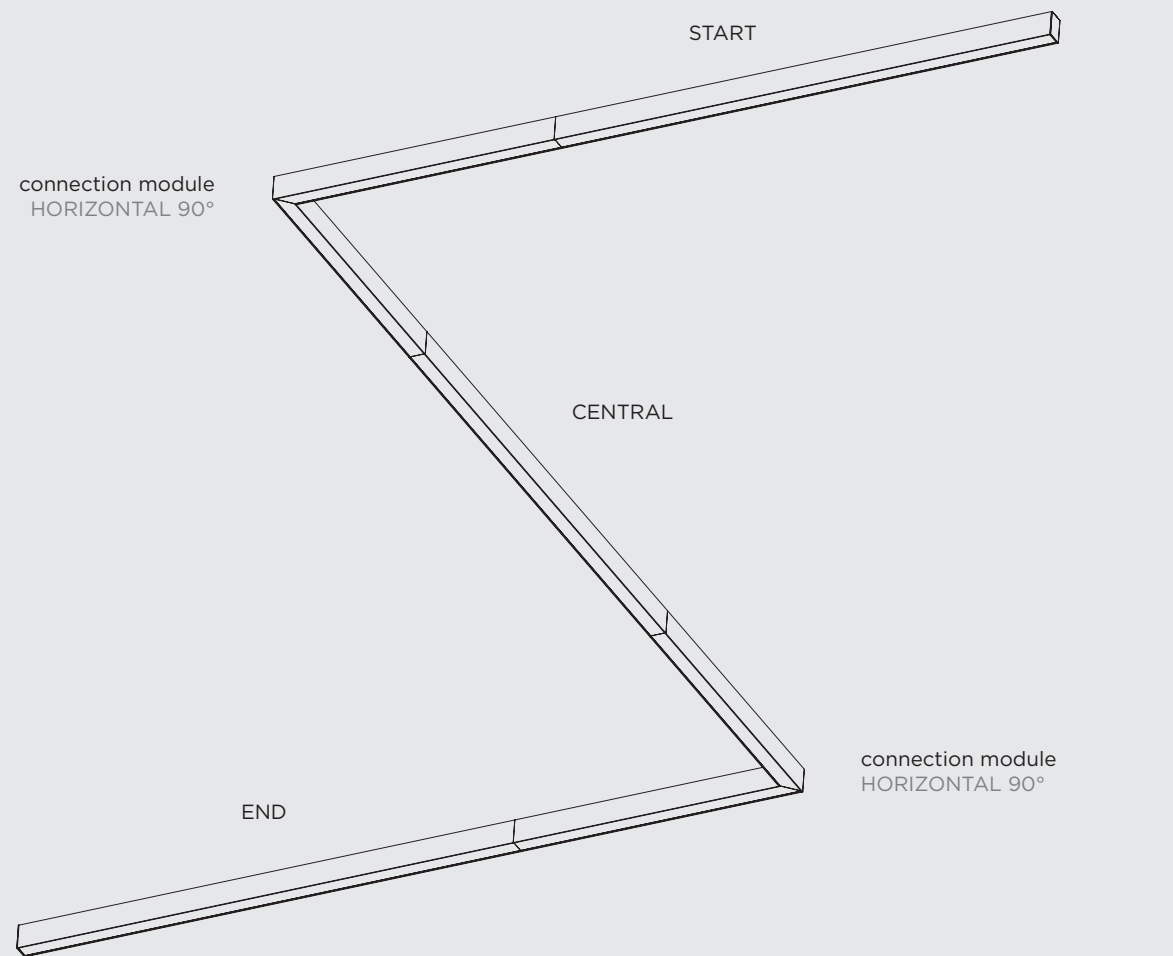
U, S, Z SHAPE



Model	Optics	Direct light output (lm/m)			System power (W/m)		
		LP	HE	HO	LP	HE	HO
ILO 70 Pendant / Ceiling / Recessed / Wall	OP	1780	2460	3270	16	22	31
	U-Prismatic	1780	2460	3270	16	22	31
	DR OP	1770	2450	3260	16	22	31
	DR PR	1690	2340	3110	16	22	31
	NERO	350	480	650	16	22	31

Data based on CRI > 80, 4000 K

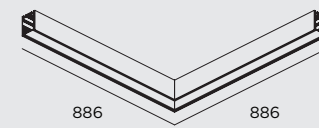
dimensional sketch



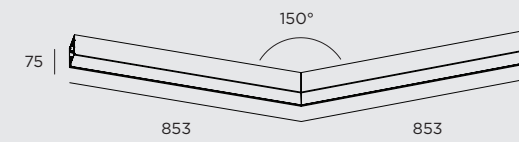
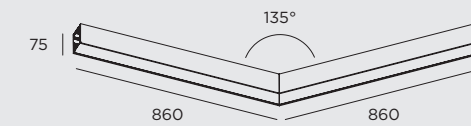
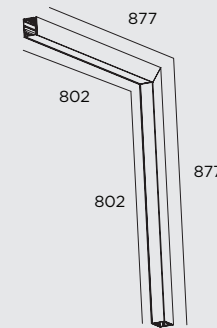
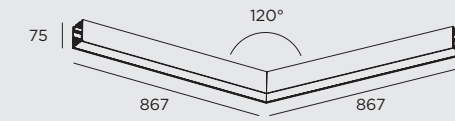
START	CENTRAL	END (mm)
1404	1402	1404
1474	1472	1474
1544	1542	1544
1614	1612	1614
1684	1682	1684
1754	1752	1754
1824	1822	1824
1894	1892	1894
1964	1962	1964
2034	2032	2034
2104	2102	2104
2174	2172	2174
2244	2242	2244
2314	2312	2314
2384	2382	2384
2454	2452	2454
2524	2522	2524
2594	2592	2594
2664	2662	2664
2734	2732	2734
2804	2802	2804

connection modules

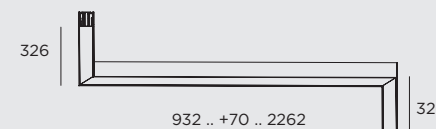
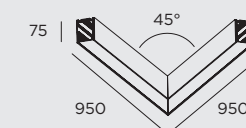
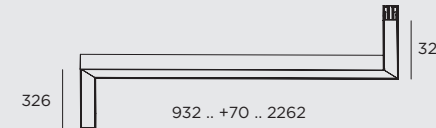
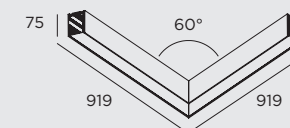
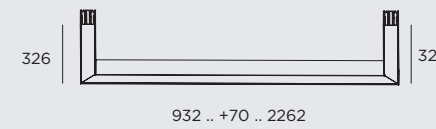
HORIZONTAL 90°



OTHER DEGREE ANGLES



U, S, Z SHAPE

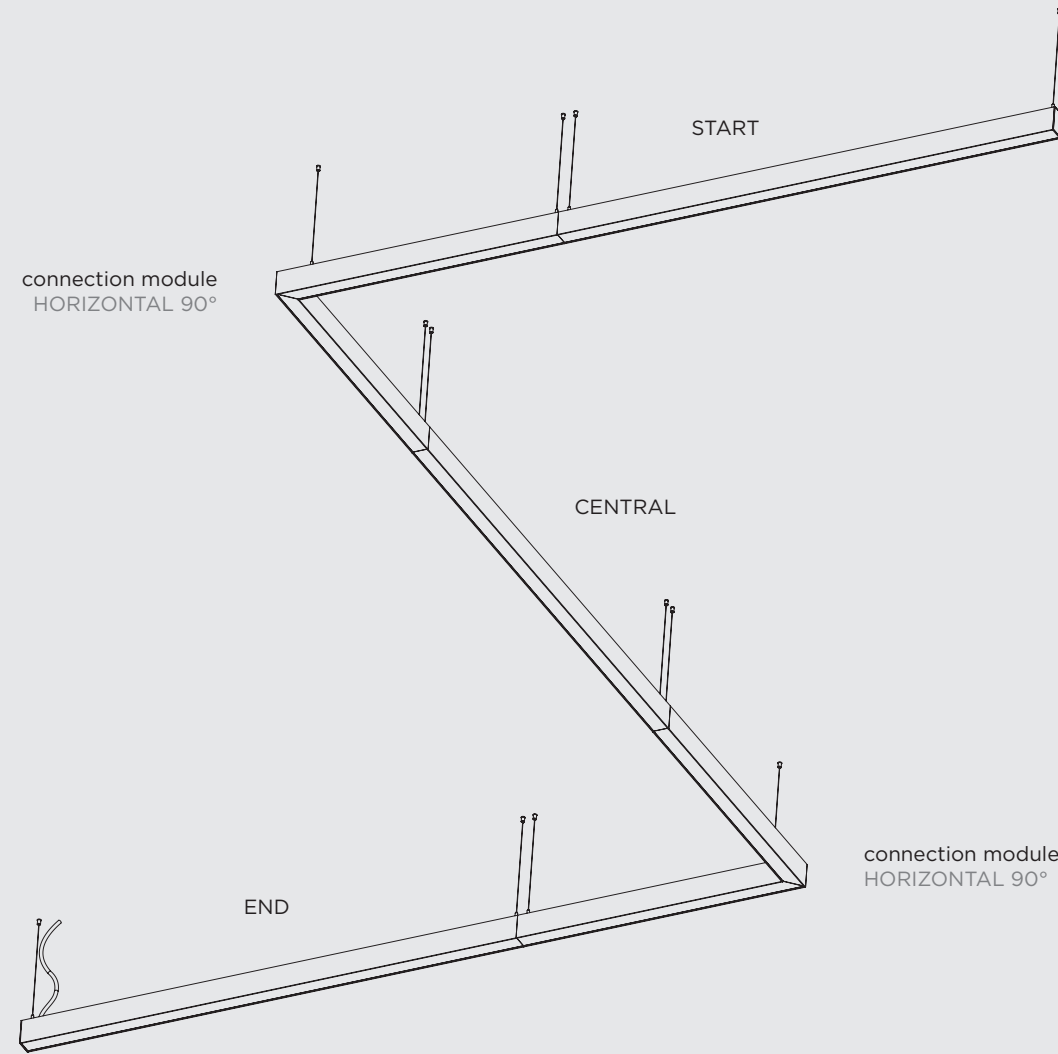


Model	Optics	Direct light output (lm/m)			System power (W/m)		
		LP	HE	HO	LP	HE	HO
ILO 70 Pendant / Ceiling / Recessed / Wall	OP	1780	2460	3270	16	22	31
	U-Prismatic	1780	2460	3270	16	22	31
	DR OP	1770	2450	3260	16	22	31
	DR PR	1690	2340	3110	16	22	31
	NERO	350	480	650	16	22	31

Data based on CRI > 80, 4000 K

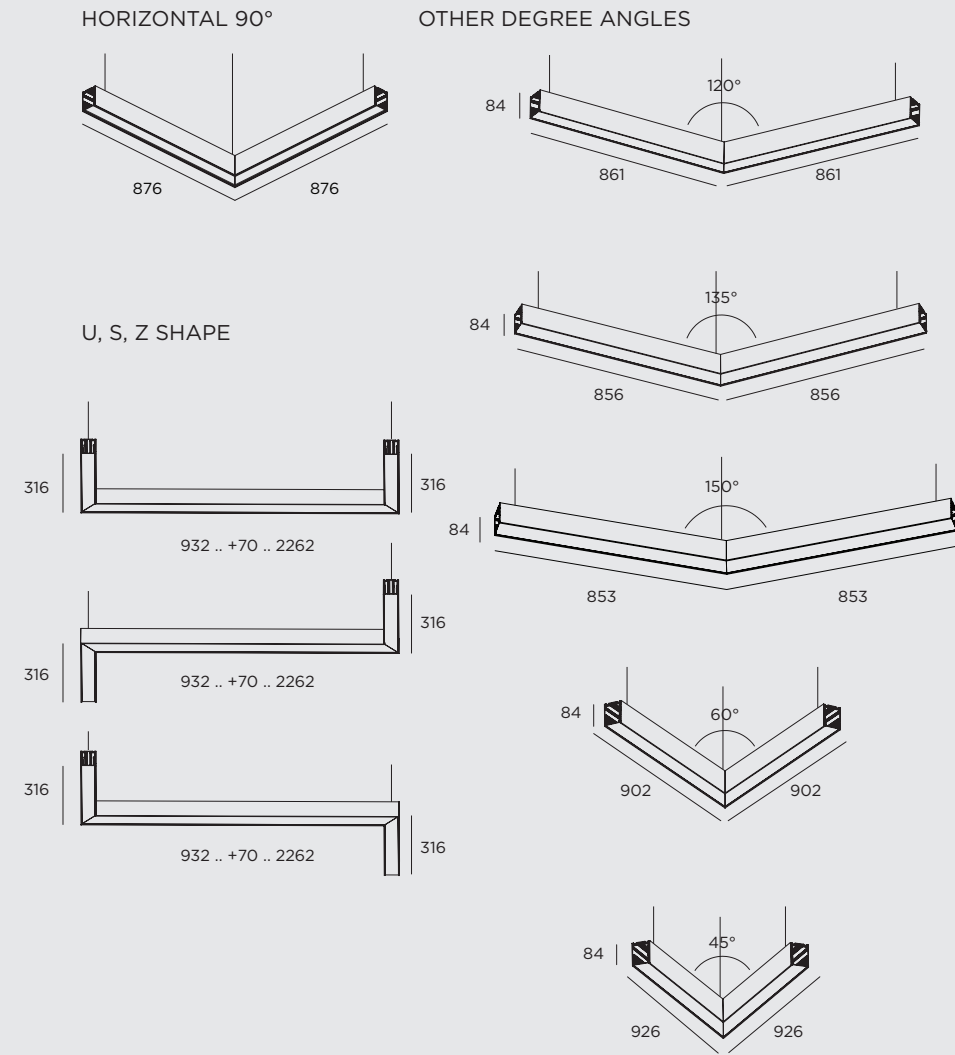
PENDANT D/I



dimensional sketch



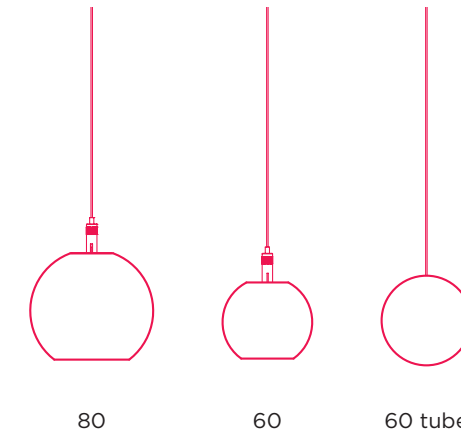
START	CENTRAL	END (mm)
1404	1402	1404
1474	1472	1474
1544	1542	1544
1614	1612	1614
1684	1682	1684
1754	1752	1754
1824	1822	1824
1894	1892	1894
1964	1962	1964
2034	2032	2034
2104	2102	2104
2174	2172	2174
2244	2242	2244
2314	2312	2314
2384	2382	2384
2454	2452	2454
2524	2522	2524
2594	2592	2594
2664	2662	2664
2734	2732	2734
2804	2802	2804

connection modules



Model	Optics	Direct light output (lm/m) 			Indirect Light output (lm/m) 			System power (W/m)		
		LP	HE	HO	LP	HE	HO	LP	HE	HO
ILO 70 PDI /WDI	OP	1780	2460	3270	1920	2660	3550	30	42	59
	U-Prismatic	1780	2460	3270	1920	2660	3550	30	42	59
	DR OP	1770	2450	3260	2230	3090	4120	30	42	59
	DR PR	1690	2340	3110	2240	3110	4140	30	42	59
	NERO	350	480	650	1920	2660	3550	30	42	59


Data based on CRI > 80, 4000 K



ORA

Curved-edge linear profile

Elegant with its oval housing, ORA is a fresh new lighting solution when projecting the interior of an office or any public building. Its high-quality housing in a powder coated finish makes it a bold and stylish luminaire, available with various optics solutions: reflector (modular), opal, prismatic, office or asymmetric optic; and up and downlight possibilities. Used as an individual profile or put together in continuous lines.










TUBE ORA 60





Go to product configurator

Order code explanation

1	2	3	4	5	6	7	8	9	10	11	12	13	14	15	16											
Product Model	Version	Mounting Type		System Type		Optic Type		No. of 280 mm Modules		No. of 70 mm Modules		Power		Color Temperature	Control Type	Housing Color	Reflector Color for ORA Modular									
0	8	0	0	Standard	P	Pendant	0	Straight	0	Opal	1	280 mm	0	0 mm	0	0	L	Low Power	2	827	0	NoDim	1	White	0	Opal
0	6	0	1	Start	I	Pendant Direct/Indirect	P	Prismatic	2	2x280 mm	1	70 mm					E	High Efficiency	3	830	1	DALI	2	Black		Prismatic
		2		Central			A	Asymmetric	...		2	140 mm					O	High Output	4	840	2	2CH DALI	3	Grey		Asymmetric
	3			End			3	Modular 30°	9	9x280 mm	3	210 mm							5	850	3	EM 1h			1	White
	4			Central/Start			4	Modular 45°	A	10x280 mm									D	TW	4	EM 3h			2	Black
	5			Central/End			6	Modular 60°											6	930	C	Casambi			3	Grey
	6			Free Start			N	Nero											7	927	P	Pull switch				
							F	Filler/blank section											8	940	D	Pull switch DIM				
							U	U-Prismatic											9	950						
							G	Tube opal											T	9TW						
							D	Office 60°											H	S27						
																			G	S30						
																			E	S40						
																			C	S50						
																			S	STW						

LENGTH (mm)	
PENDANT, PENDANT D/I	
	8 / 9
706	22
776	23
846	30
916	31
986	32
1056	33
1126	40
1196	41
1266	42
1336	43
1406	50
1476	51
1546	52
1616	53
1686	60
1756	61
1826	62
1896	63
1966	70
2036	71
2106	72
2176	73
2246	80
2316	81
2386	82
2456	83
2526	90
2596	91
2666	92
2736	93
2806	A0

Example

0 8 0 0 P 0 0 4 2 0 0 E 4 1 1 0

Product model: ORA 80

Mounting type: Pendant

Optic: Opal

Length: 1266 mm

Power: HE

Color temperature: 4000 K, CRI > 80

Control type: DALI

Color: White

LED color temperature		13
2700 K, CRI > 80	Warm white	2
3000 K, CRI > 80	Warm white	3
4000 K, CRI > 80	Natural white	4
5000 K, CRI > 80	Cool white	5
2700 K - 5000 K, CRI > 80	TW*	D
2700 K, CRI > 90	Warm white	6
3000 K, CRI > 90	Warm white	7
4000 K, CRI > 90	Natural white	8
5000 K, CRI > 90	Natural white	9
2700 K - 5000 K, CRI > 90	TW*	T
ILO SPECTRA - SUNLIKE LEDs		SunLike
LED color temperature		Code Y
2700 K, CRI > 95	Warm white	H
3000 K, CRI > 95	Warm white	G
4000 K, CRI > 95	Natural white	E
5000 K, CRI > 95	Cool white	C
2700 K - 5000 K, CRI > 95	Sunlike TW*	S

* Sunlike and TW not available for asymmetric and modular optics



Features

- 2700 / 3000 / 4000 / 5000 K or TW 2700 to 5000 K
- CRI > 80 / CRI > 90 / CRI > 95
- MacAdam Step 3
- L80 B20 at 100.000 h, Ta=25 °C ambient temperature
- Standard suspension kit: 2 m
- Standard power cable: 2 m
- Up to 2800 mm in a single unit, adaptation of length down to +/- 70 mm

Options

- Emergency: 1 h or 3 h*
- ORA Spectra (CRI > 95)
- Presence and light sensor



* available for dimensions longer than 1266 mm

PENDANT DIRECT LIGHT



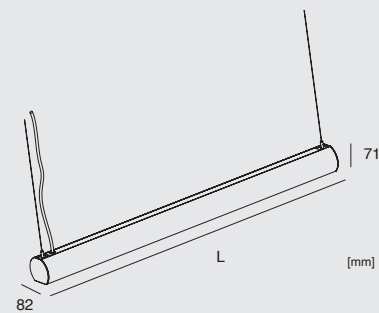
PENDANT DIRECT / INDIRECT



length (L)

706 | 776 | ... +70 ... | 2806 mm

dimensional sketch

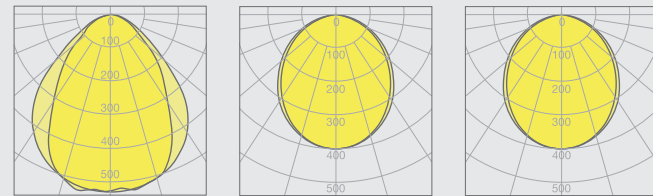


housing colour



High-quality aluminium with powder coated finish in RAL9016 white fine texture | RAL9005 black fine texture | RAL9006 grey fine texture

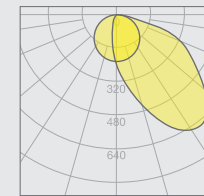
light distribution



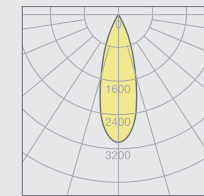
Prismatic

Opal

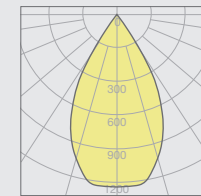
Nero



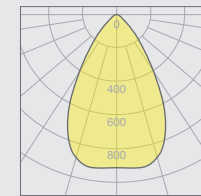
Asymmetric



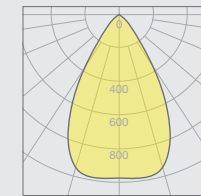
Modular narrow



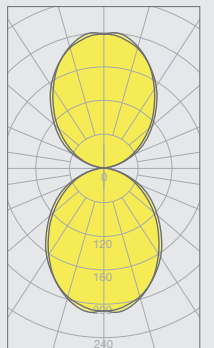
Modular wide



Office white



Office black




Direct / Indirect

optics



SYSTEM DIRECT LIGHT

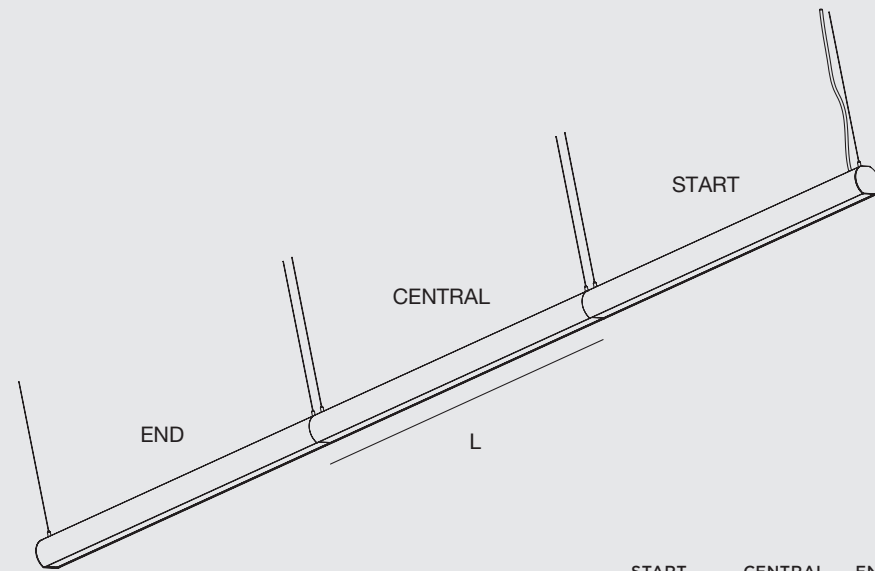
SYSTEM DIRECT / INDIRECT



length (L)

dimensional sketch

Continuous light-line



START	CENTRAL	END (mm)
1404	1402	1404
1474	1472	1474
1544	1542	1544
1614	1612	1614
1684	1682	1684
1754	1752	1754
1824	1822	1824
1894	1892	1894
1964	1962	1964
2034	2032	2034
2104	2102	2104
2174	2172	2174
2244	2242	2244
2314	2312	2314
2384	2382	2384
2454	2452	2454
2524	2522	2524
2594	2592	2594
2664	2662	2664
2734	2732	2734
2804	2802	2804

Technical data

Model	Optics	Direct light output (lm/m)			Indirect Light output (lm/m)			System power (W/m)		
		LP	HE	HO	LP	HE	HO	LP	HE	HO
ORA 80 PDI / WDI	OP	1820	2520	3350	1920	2660	3550	30	42	59
	PR	1860	2570	3420	1920	2660	3550	30	42	59
	NERO	690	960	1280	1920	2660	3550	30	42	59
	Asymmetric	1170	1620	2150	1920	2660	3550	30	42	59
	U-Prismatic	1770	2450	3260	1920	2660	3550	30	42	59
	Mod 30 W *	/	3590	4870	/	1920	2660	/	51	72
	Mod 30 B *	/	3440	4530	/	1920	2660	/	51	72
	Mod 45 W *	/	3650	4800	/	1920	2660	/	51	72
	Mod 45 B *	/	3240	4270	/	1920	2660	/	51	72
	Mod 60 W *	/	3580	4720	/	1920	2660	/	51	72
	Mod 60 B *	/	3040	4000	/	1920	2660	/	51	72
	Office 60 W		2020	2790	3720	1920	2660	3550	30	42
Office 60 B		1790	2480	3300	1920	2660	3550	30	42	59

Data based on CRI80, 4000K
* not available with TW

Model	Optics	Direct light output (lm/m)			System power (W/m)		
		LP	HE	HO	LP	HE	HO
ORA 80 Pendant / Ceiling / Recessed / Wall	OP	1820	2520	3350	16	22	31
	PR	1860	2570	3420	16	22	31
	NERO	690	960	1280	16	22	31
	Asymmetric	1170	1620	2150	16	22	31
	U-Prismatic	1770	2450	3260	16	22	31
	Mod 30 W *	/	3590	4870	/	31	44
	Mod 30 B *	/	3440	4530	/	31	44
	Mod 45 W *	/	3650	4800	/	31	44
	Mod 45 B *	/	3240	4270	/	31	44
	Mod 60 W *	/	3580	4720	/	31	44
	Mod 60 B *	/	3040	4000	/	31	44
	Office 60 W		2020	2790	3720	16	22
Office 60 B		1790	2480	3300	16	22	31

Data based on CRI > 80, 4000 K
* not available with TW

PENDANT DIRECT LIGHT



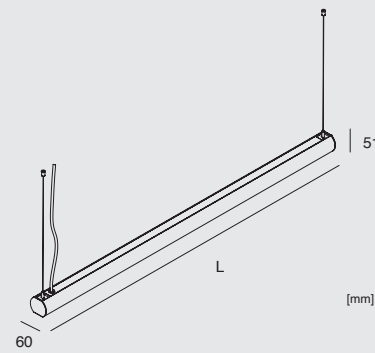
PENDANT DIRECT / INDIRECT



length (L)

706 | 776 | ... +70 ... | 2806 mm

dimensional sketch

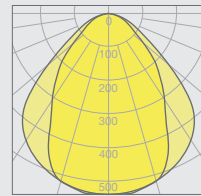


housing colour

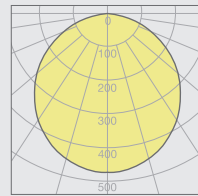


High-quality aluminium with powder coated finish in
RAL9016 white fine texture | RAL9005 black fine texture |
RAL9006 grey fine texture

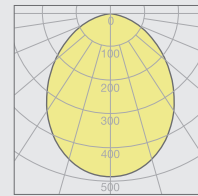
light distribution



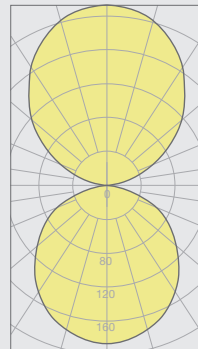
Prismatic



Opal



Nero



Direct / Indirect

optics



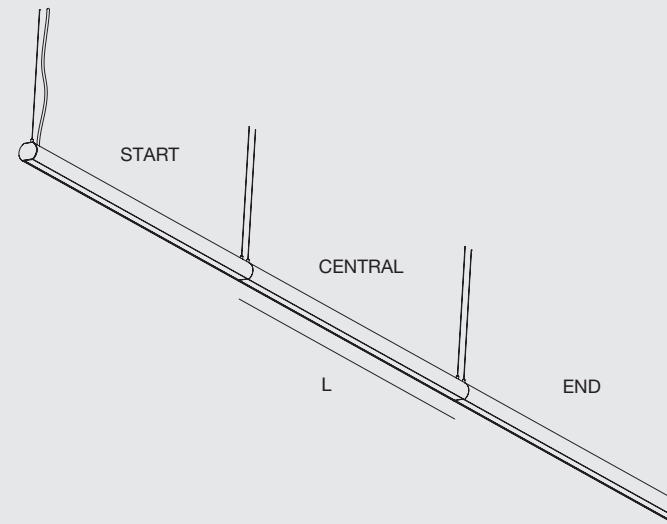
SYSTEM DIRECT LIGHT



SYSTEM DIRECT / INDIRECT



Continuous light-line



START	CENTRAL	END (mm)
1404	1402	1404
1474	1472	1474
1544	1542	1544
1614	1612	1614
1684	1682	1684
1754	1752	1754
1824	1822	1824
1894	1892	1894
1964	1962	1964
2034	2032	2034
2104	2102	2104
2174	2172	2174
2244	2242	2244
2314	2312	2314
2384	2382	2384
2454	2452	2454
2524	2522	2524
2594	2592	2594
2664	2662	2664
2734	2732	2734
2804	2802	2804



Features

- 2700 / 3000 / 4000 / 5000 K or TW 2700 to 5000 K
- CRI > 80 / CRI > 90 / CRI > 95
- MacAdam Step 3
- L80 B20 at 100.000 h, Ta=25 °C ambient temperature
- Standard suspension kit: 2 m
- Standard power cable: 2 m
- Up to 2800 mm in a single unit, adaptation of length down to +/- 70 mm



Options

- Emergency: 1 h or 3 h*
- ORA Spectra (CRI > 95)
- Presence and light sensor




* available for dimensions longer than 1266 mm

Technical data

Model	Optics	Direct light output (lm/m) 			Indirect Light output (lm/m) 			System power (W/m)		
		LP	HE	HO	LP	HE	HO	LP	HE	HO
ORA 60 PDI /WDI	OP	1670	2320	3080	1920	2660	3550	30	42	59
	PR	1900	2630	3500	1920	2660	3550	30	42	59
	NERO	380	530	700	1920	2660	3550	30	42	59

Data based on CRI80, 4000K

Model	Optics	Direct light output (lm/m) 			System power (W/m)		
		LP	HE	HO	LP	HE	HO
ORA 60 Pendant / Ceiling / Recessed / Wall	OP	1670	2320	3080	16	22	31
	PR	1900	2630	3500	16	22	31
	NERO	380	530	700	16	22	31

Data based on CRI > 80, 4000 K

60 TUBE




Features

- 2700 / 3000 / 4000 / 5000 K or TW 2700 to 5000 K
- CRI > 80 / CRI > 90 / CRI > 95
- MacAdam Step 3
- L80 B20 at 100.000 h, Ta=25 °C ambient temperature
- Standard suspension kit: 2 m
- Standard power cable: 2 m
- Up to 2800 mm in a single unit, adaptation of length down to +/- 70 mm

Options

- Emergency: 1 h or 3 h*
- ORA Spectra (CRI > 95)




* available for dimensions longer than 1266 mm

PENDANT



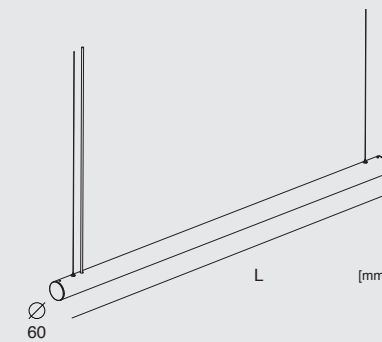
PENDANT SYSTEM



length (L)

706 | 776 | ... +70 ... | 2806 mm

dimensional sketch

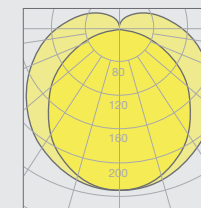


colour



End caps and cables available in different colours

light distribution



Opal

60 TUBE

Technical data

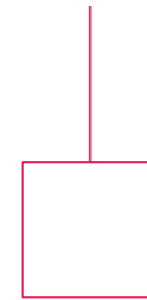
Model	Optics	Direct light output (lm/m)			System power (W/m)		
		LP	HE	HO	LP	HE	HO
ORA 60 TUBE	OP	2000	2970	3720	16	22	31



Data based on CRI80, 4000K



Designed by Kai Piippo
for Anell.



90

PLAIN


Elegance of simplicity,
efficiency of LED
technology.

Ideal for offices.

The elegant product from our family range is now available in different lengths, starting from 752mm and reaching up to 2852mm in single piece. Separate units can be also connected together to form longer systems. The product was additionally extended with various optic types, which can be used according to your preferences and your needs. You can choose between opal, prismatic, modular wide/narrow and office optic.







Order code explanation

1	2	3	4	5		6		7		8		9		10	11	12	13		14		15		16			
Product Model	Version			Mounting Type		System Type		Optic Type		No. of 280 mm Modules		No. of 70 mm Modules		0	0	Power	Color Temperature		Control Type		Housing Color		Reflector Color for Plain Modular			
P	9	0	0	Standard	P	Pendant	0	Straight	O	Opal	1	280 mm	0	0 mm	0	0	L	Low Power	2	827	0	NoDim	1	White	0	Opal
	1	Start		I	Pendant Direct/Indirect			P	Prismatic	2	2x280 mm	1	70 mm			E	High Efficiency	3	830	1	DALI	2	Black		Prismatic	
	2	Central						OF	Office 30° Office 60°	...		2	140 mm			O	High Output	4	840			3	Grey		Asymmetric	
	3	End						3	Modular 30°	9	9x280 mm	3	210 mm					5	850					1	White	
	4	Central/Start						4	Modular 45°	A	10x280 mm							D	TW					2	Black	
	5	Central/End						6	Modular 60°									6	927					3	Grey	
	6	Free Start						D	Office 60°									7	930							
								U	U-Prismatic									8	940							
																		9	950							
																		T	9TW							
																		H	S27							
																		G	S30							
																		E	S40							
																		C	S50							
																		S	STW							

LENGTH (mm)	
PENDANT, PENDANT D/I	
	8 / 9
798	22
868	23
938	30
1008	31
1078	32
1148	33
1218	40
1288	41
1358	42
1428	43
1498	50
1568	51
1638	52
1708	53
1778	60
1848	61
1918	62
1988	63
2058	70
2128	71
2198	72
2268	73
2338	80
2408	81
2478	82
2548	83
2618	90
2688	91
2758	92
2828	93
2898	A0

LED color temperature		13
2700 K, CRI > 80	Warm white	2
3000 K, CRI > 80	Warm white	3
4000 K, CRI > 80	Natural white	4
5000 K, CRI > 80	Cool white	5
2700 K - 5000 K, CRI > 80	TW*	D
2700 K, CRI > 90	Warm white	6
3000 K, CRI > 90	Warm white	7
4000 K, CRI > 90	Natural white	8
5000 K, CRI > 90	Natural white	9
2700 K - 5000 K, CRI > 90	TW*	T
ILO SPECTRA - SUNLIKE LEDs		
LED color temperature		Code y
2700 K, CRI > 95	Warm white	H
3000 K, CRI > 95	Warm white	G
4000 K, CRI > 95	Natural white	E
5000 K, CRI > 95	Cool white	C
2700 K - 5000 K, , CRI > 95	Sunlike TW*	S

Example

P 9 0 0 P 0 0 4 2 0 0 E 4 1 1 0

1 2 3 4 5 6 7 8 9 10 11 12 13 14 15 16

Product model: PLAIN

Mounting type: Pendant

Optic: Opal

Length: 1266 mm

Power: HE

Color temperature: 4000 K, CRI > 80

Control type: DALI

Color: White

* Sunlike and TW not available for asymmetric and modular optics



Features

- 2700 / 3000 / 4000 / 5000 K or TW 2700 to 5000 K
- CRI > 80 / CRI > 90 / CRI > 95
- MacAdam Step < 3
- L80 B20 at 100.000 h, Ta=25 °C ambient temperature
- Standard suspension kit: 1,5 m
- Standard power cable: 2 m

Options

- Light and presence sensor
- Plain Spectra (CRI > 95)



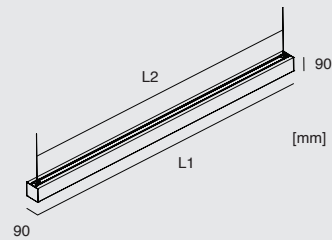
PENDANT PENDANT DIRECT/INDIRECT



length

798 .. +70 .. 2898 mm

dimensional sketch



housing colour



High-quality aluminium with structure lacquered matt RAL9016 white fine texture | RAL9005 black fine texture

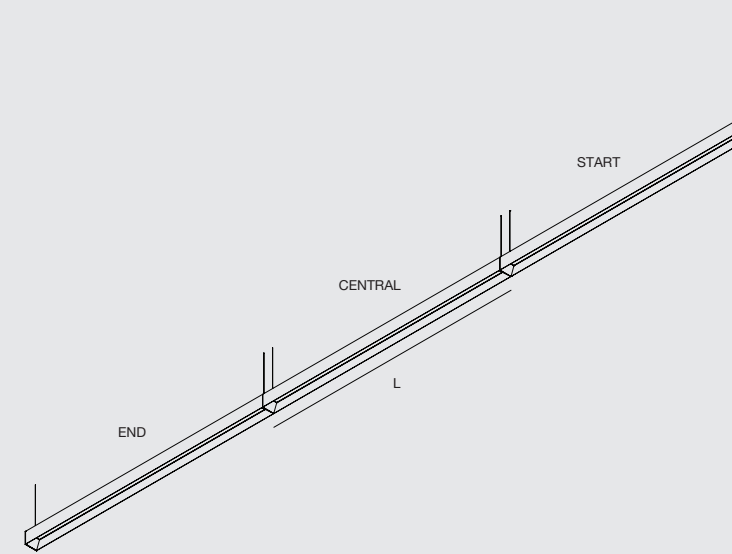
SYSTEM DIRECT LIGHT



SYSTEM DIRECT / INDIRECT

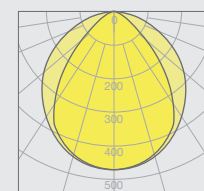


Continuous light-line

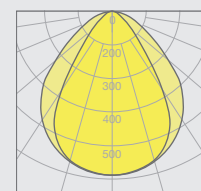


START	CENTRAL	END (mm)
1450	1494	1450
1520	1564	1520
1590	1634	1590
1660	1704	1660
1730	1774	1730
1800	1844	1800
1870	1914	1870
1940	1984	1940
2010	2054	2010
2080	2124	2080
2150	2194	2150
2220	2264	2220
2290	2334	2290
2360	2404	2360
2430	2474	2430
2500	2544	2500
2570	2614	2570
2640	2684	2640
2710	2754	2710
2780	2824	2780
2850	2894	2850

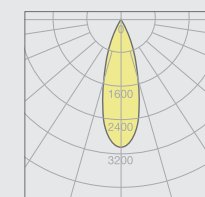
light distribution



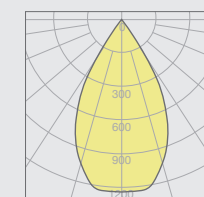
Opal



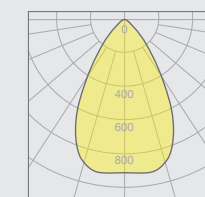
Prismatic



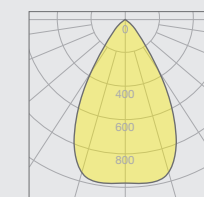
Modular narrow (30°)



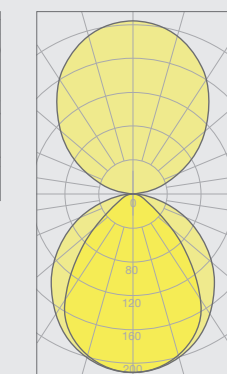
Modular wide (60°)



Office white




Office black



Direct / Indirect

optics




Pull switch



Stand alone or system presence sensor

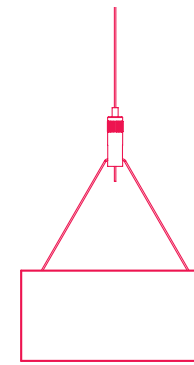
Technical data

Model	Optics	Direct light output (lm/m) 			Indirect Light output (lm/m) 			System power (W/m)		
		LP	HE	HO	LP	HE	HO	LP	HE	HO
Plain PDI	OP	1620	2240	2980	1920	2660	3550	30	42	59
	PR	1720	2380	3170	1920	2660	3550	30	42	59
	Mod 30 W *	/	3590	4870	/	1920	2660	/	51	72
	Mod 30 B *	/	3440	4530	/	1920	2660	/	51	72
	Mod 45 W *	/	3650	4800	/	1920	2660	/	51	72
	Mod 45 B *	/	3240	4270	/	1920	2660	/	51	72
	Mod 60 W *	/	3580	4720	/	1920	2660	/	51	72
	Mod 60 B *	/	3040	4000	/	1920	2660	/	51	72
	Office 60 W	2020	2790	3720	1920	2660	3550	30	42	59
	Office 60 B	1790	2480	3300	1920	2660	3550	30	42	59

Data based on CRI80, 4000K
 * not available with Sunlike and TW

Model	Optics	Direct light output (lm/m) 			System power (W/m)		
		LP	HE	HO	LP	HE	HO
PLAIN P	OP	2050	2850	3900	16	22	31
	PR	2100	2900	4000	16	22	31
	Mod 30 W *	/	3590	4870	/	31	44
	Mod 30 B *	/	3440	4530	/	31	44
	Mod 45 W *	/	3650	4800	/	31	44
	Mod 45 B *	/	3240	4270	/	31	44
	Mod 60 W *	/	3580	4720	/	31	44
	Mod 60 B *	/	3040	4000	/	31	44
	Office 60 W	2020	2790	3720	16	22	31
	Office 60 B	1790	2480	3300	16	22	31

Data based on CRI80, 4000K
 * not available with Sunlike and TW



125

Low UGR.
Ideal for offices.

KYRA

Popular in offices and school applications, KYRA is now available also as a system to form longer uninterrupted light-lines. Available as a recessed, ceiling or pendant mounting type.









Order code explanation

1	2	3	4	5		6		7		8		9		10	11	12	13		14		15		16			
Product Model	Version			Mounting Type		System Type		Optic Type		No. of 280 mm Modules		No. of 70 mm Modules		0	0	Power	Color Temperature		Control Type		Housing Color		Reflector Color for Kyra			
K	C	5	0	Standard	P	Pendant	0	Straight	O	Opal	1	280 mm	0	0 mm	0	0	L	Low Power	2	827	0	NoDim	1	White	0	Opal
		1	Start	I	Pendant Direct/Indirect	L	Left Horizontal Corner	P	Prismatic	2	2x280 mm	1	70 mm			E	High Efficiency	3	830	1	DALI	2	Black		Prismatic	
		2	Central	C	Ceiling	R	Right Horizontal Corner	OF	Office 30° Office 60°	...		2	140 mm			O	High Output	4	840	2	2CH DALI	3	Grey			
		3	End	R	Recessed			3	Modular 30°	9	9x280 mm	3	210 mm					5	850	3	EM 1h					
		4	Central/Start					4	Modular 45°	A	10x280 mm							D	TW	4	EM 3h					
		5	Central/End					6	Modular 60°									6	930	C	Casambi					
		6	Free Start															7	927	P	Pull switch					
																		8	940	D	Pull switch DIM					
																		9	950							
																		T	9TW							
																		H	S27							
																		G	S30							
																		E	S40							
																		C	S50							
																		S	STW							

LENGTH (mm)		
RECESSED	CEILING, PENDANT, PENDANT D/I WALL, WAL D/I	8 / 9
726	706	22
796	776	23
866	846	30
936	916	31
1006	986	32
1076	1056	33
1146	1126	40
1216	1196	41
1286	1266	42
1356	1336	43
1426	1406	50
1496	1476	51
1566	1546	52
1636	1616	53
1706	1686	60
1776	1756	61
1846	1826	62
1916	1896	63
1986	1966	70
2056	2036	71
2126	2106	72
2196	2176	73
2266	2246	80
2336	2316	81
2406	2386	82
2476	2456	83
2546	2526	90
2616	2596	91
2686	2666	92
2756	2736	93
2826	2806	A0

LED color temperature		13
2700 K, CRI > 80	Warm white	2
3000 K, CRI > 80	Warm white	3
4000 K, CRI > 80	Natural white	4
5000 K, CRI > 80	Cool white	5
2700 K - 5000 K, CRI > 80	TW*	D
2700 K, CRI > 90	Warm white	6
3000 K, CRI > 90	Warm white	7
4000 K, CRI > 90	Natural white	8
5000 K, CRI > 90	Natural white	9
2700 K - 5000 K, CRI > 90	TW*	T
ILO SPECTRA - SUNLIKE LEDs		
LED color temperature		Code
2700 K, CRI > 95	Warm white	H
3000 K, CRI > 95	Warm white	G
4000 K, CRI > 95	Natural white	E
5000 K, CRI > 95	Cool white	C
2700 K - 5000 K, CRI > 95	Sunlike TW*	S

* Sunlike and TW not available for asymmetric and modular optics

Example

K C 5 0 P 0 0 4 2 0 0 E 4 1 1 0

1 2 3 4 5 6 7 8 9 10 11 12 13 14 15 16

Product model: KYRA

Mounting type: Pendant

Optic: Opal

Length: 1266 mm

Power: HE

Color temperature: 4000 K, CRI > 80

Control type: DALI

Color: White




Features

- 2700 / 3000 / 4000 / 5000 K or TW 2700 to 5000 K
- CRI > 80 / CRI > 90 / CRI > 95
- MacAdam Step 3
- UGR < 16
- L80 B20 at 100.000 h, Ta=25 °C ambient temperature
- Standard suspension kit: 2 m
- Standard power cable: 2 m

Options

- Light and presence sensor
- KYRA Spectra (CRI > 95)
- EM 1 h or EM 3 h



Slim design

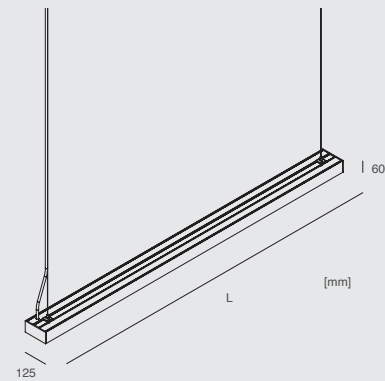
PENDANT PENDANT DIRECT/INDIRECT



length

706 .. +70 .. 2806 mm

dimensional sketch

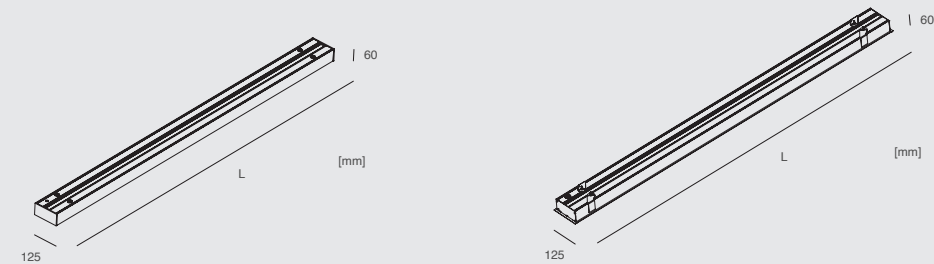


CEILING RECESSED RECESSED T-BAR



706 .. +70 .. 2806 mm

726 .. +70 .. 2826 mm

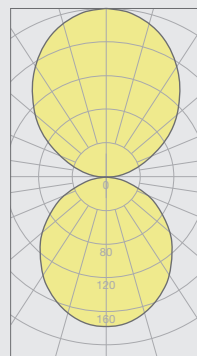


housing colour

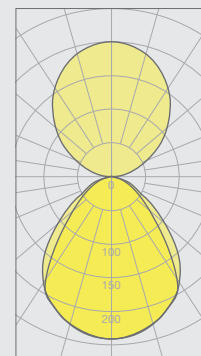


High-quality aluminium with powder coated finish in RAL9016 white fine texture | RAL9005 black fine texture | RAL9006 grey fine texture

light distribution





Opal




Prismatic

Technical data

Model	Optics	Direct light output (lm/m) 			Indirect Light output (lm/m) 			System power (W/m)		
		LP	HE	HO	LP	HE	HO	LP	HE	HO
KYRA PDI	OP	1720	2380	3170	1920	2660	3550	30	42	59
	PR	1740	2420	3220	1920	2660	3550	30	42	59
	NERO	350	480	650	1920	2660	3550	30	42	59

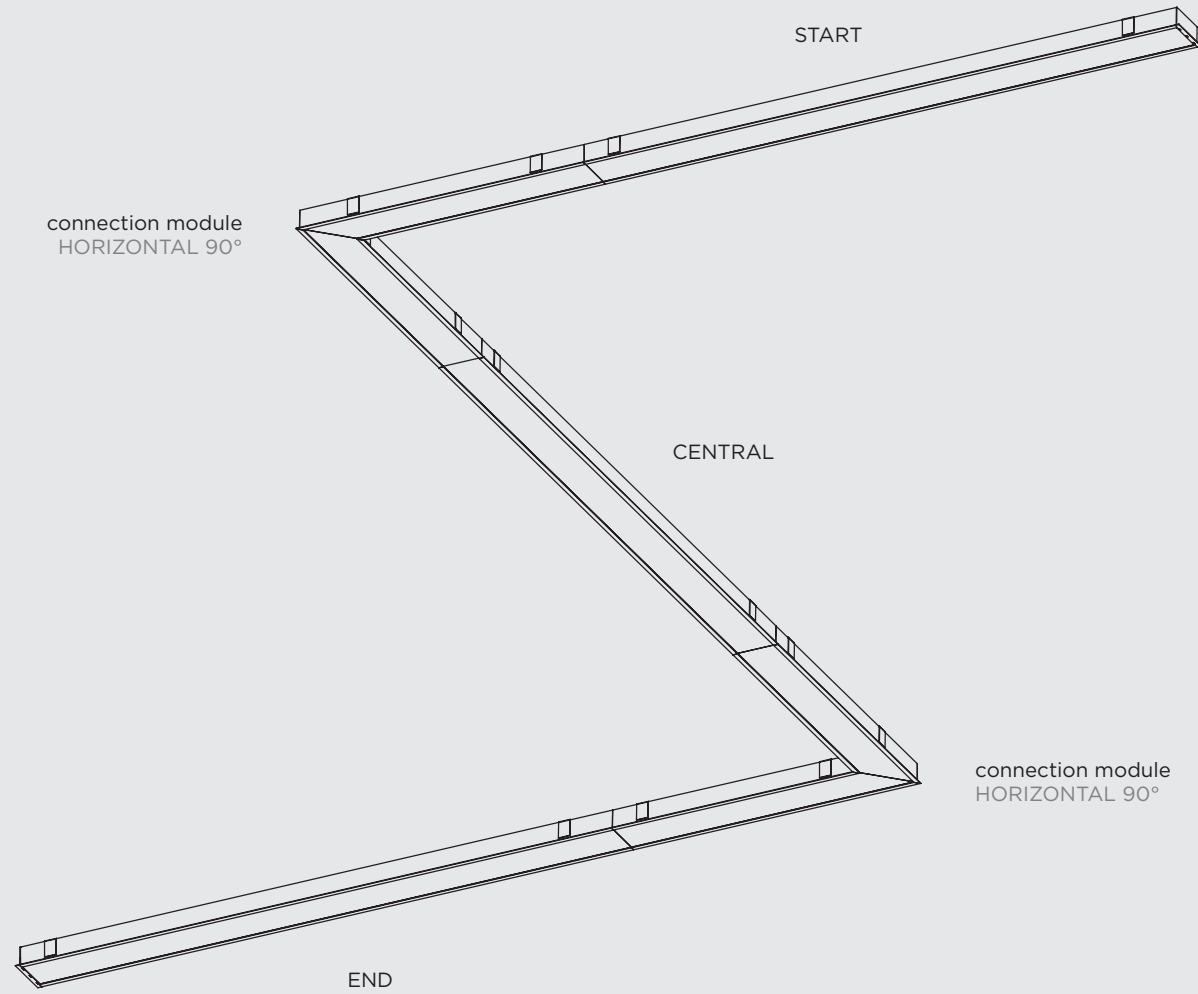
Data based on CRI80, 4000K

Model	Optics	Direct light output (lm/m) 			System power (W/m)		
		LP	HE	HO	LP	HE	HO
KYRA P / C / R	OP	1720	2380	3170	16	22	31
	PR	1740	2420	3220	16	22	31
	NERO	350	480	650	16	22	31

Data based on CRI80, 4000K

RECESSED SYSTEM

dimensional sketch



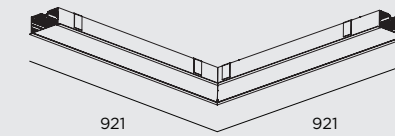
START	CENTRAL	END (mm)
1414	1402	1414
1484	1472	1484
1554	1542	1554
1624	1612	1624
1694	1682	1694
1764	1752	1764
1834	1822	1834
1904	1892	1904
1974	1962	1974
2044	2032	2044
2114	2102	2114
2184	2172	2184
2254	2242	2254
2324	2312	2324
2394	2382	2394
2464	2452	2464
2534	2522	2534
2604	2592	2604
2674	2662	2674
2744	2732	2744
2814	2802	2814

Name	Lco (mm)
RECESSED START MODULES	L - 5
RECESSED CENTRAL MODULES	L
RECESSED END MODULES	L - 5

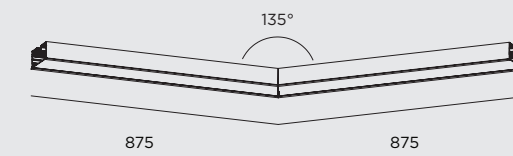
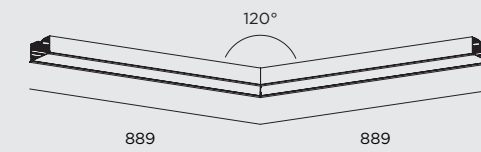
RECESSED

connection modules

HORIZONTAL 90°



OTHER DEGREE ANGLES

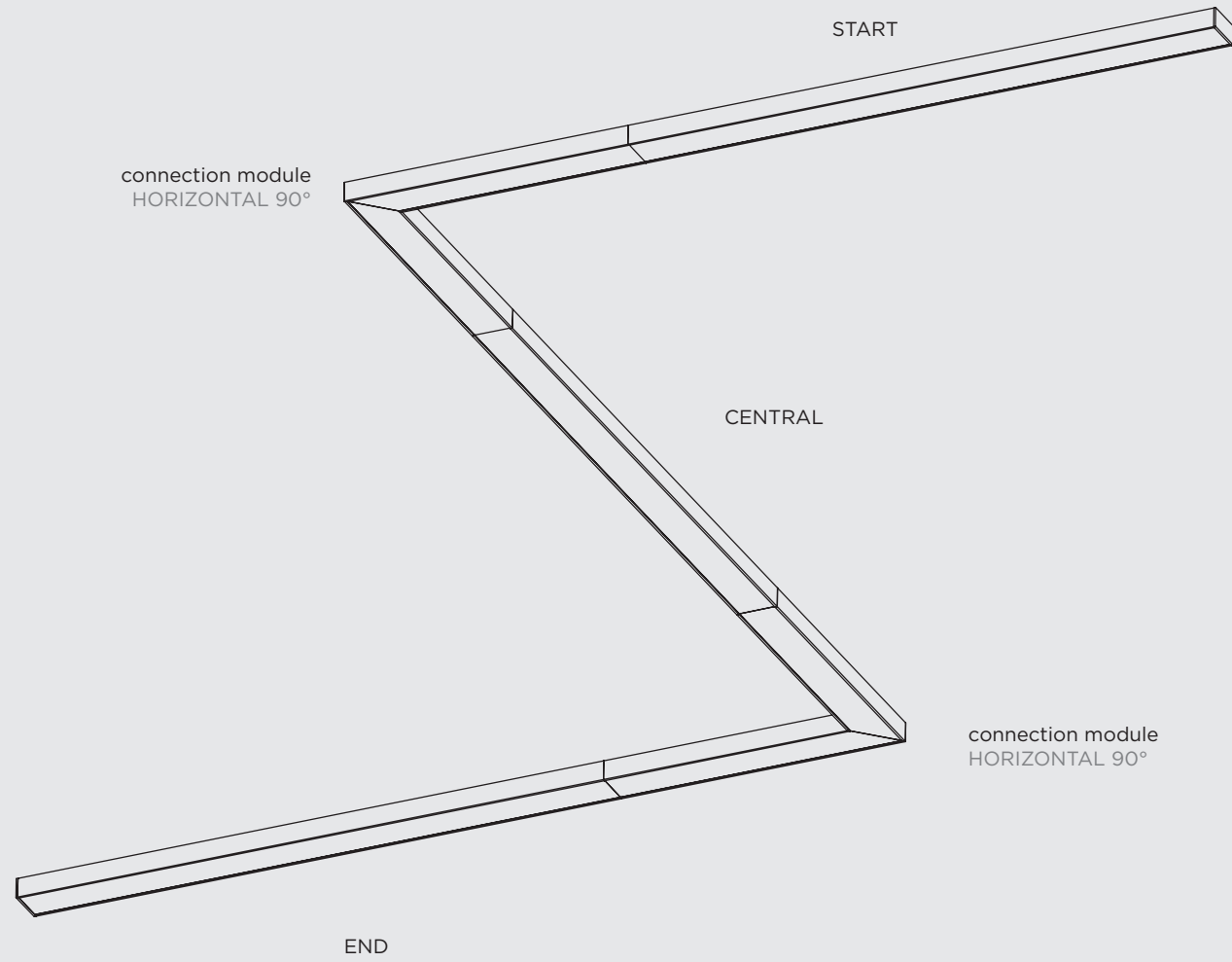


Model	Optics	Direct light output (lm/m)			System power (W/m)		
		LP	HE	HO	LP	HE	HO
KYRA P / C / R	OP	1720	2380	3170	16	22	31
	PR	1740	2420	3220	16	22	31
	NERO	350	480	650	16	22	31

Data based on CRI > 80, 4000 K

CEILING / PENDANT

dimensional sketch

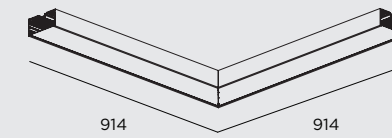


START	CENTRAL	END (mm)
1404	1402	1404
1474	1472	1474
1544	1542	1544
1614	1612	1614
1684	1682	1684
1754	1752	1754
1824	1822	1824
1894	1892	1894
1964	1962	1964
2034	2032	2034
2104	2102	2104
2174	2172	2174
2244	2242	2244
2314	2312	2314
2384	2382	2384
2454	2452	2454
2524	2522	2524
2594	2592	2594
2664	2662	2664
2734	2732	2734
2804	2802	2804

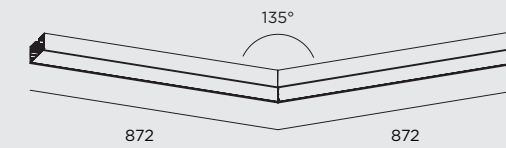
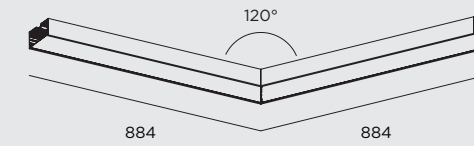
CEILING / PENDANT

connection modules

HORIZONTAL 90°



OTHER DEGREE ANGLES

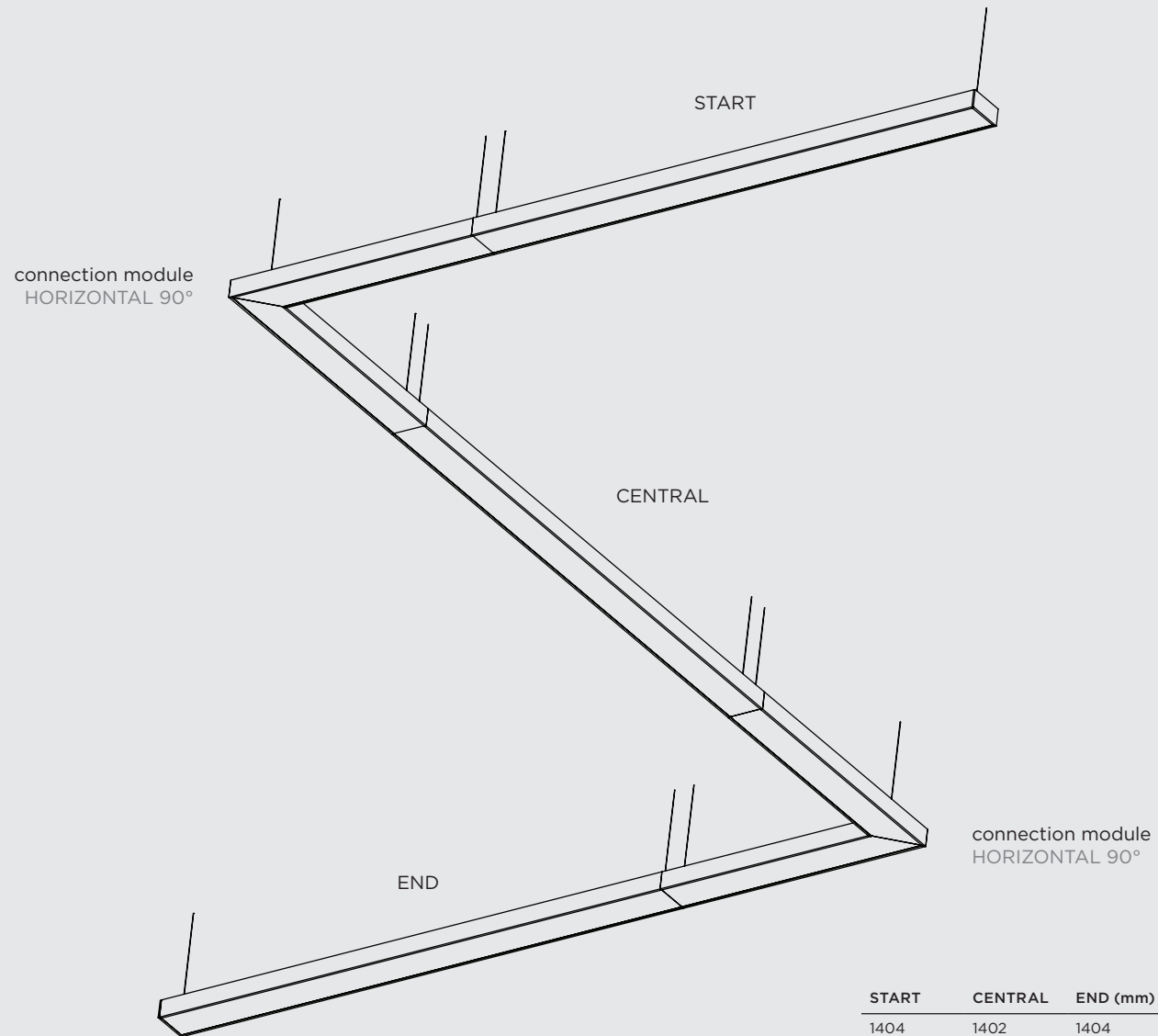


Model	Optics	Direct light output (lm/m)			System power (W/m)		
		LP	HE	HO	LP	HE	HO
KYRA P / C / R	OP	1720	2380	3170	16	22	31
	PR	1740	2420	3220	16	22	31
	NERO	350	480	650	16	22	31

Data based on CRI > 80, 4000 K

PENDANT D/I

dimensional sketch

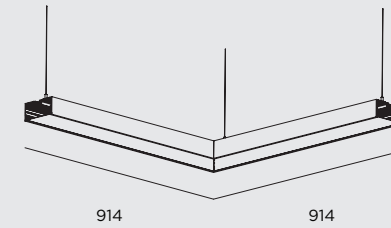


START	CENTRAL	END (mm)
1404	1402	1404
1474	1472	1474
1544	1542	1544
1614	1612	1614
1684	1682	1684
1754	1752	1754
1824	1822	1824
1894	1892	1894
1964	1962	1964
2034	2032	2034
2104	2102	2104
2174	2172	2174
2244	2242	2244
2314	2312	2314
2384	2382	2384
2454	2452	2454
2524	2522	2524
2594	2592	2594
2664	2662	2664
2734	2732	2734
2804	2802	2804

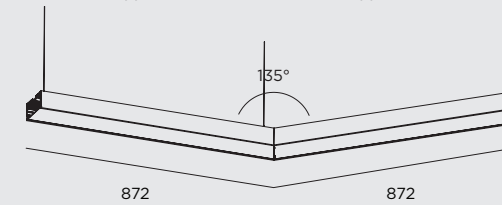
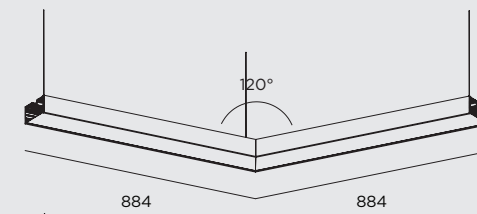
PENDANT D/I

connection modules

HORIZONTAL 90°



OTHER DEGREE ANGLES



Model	Optics	Direct light output (lm/m)			Indirect Light output (lm/m)			System power (W/m)		
		LP	HE	HO	LP	HE	HO	LP	HE	HO
KYRA PDI	OP	1720	2380	3170	1920	2660	3550	30	42	59
	PR	1740	2420	3220	1920	2660	3550	30	42	59
	NERO	350	480	650	1920	2660	3550	30	42	59

Data based on CRI > 80, 4000 K



SHAPES^{ILO}

Square, rectangular and hexagon pendant luminaires. Simple and contemporary.

Based on the design of ILO profiles, ILO Hexagon and ILO Quadro come in various sizes, optics options and up and down light. The geometrical shape adds playful feel to any architectural or office spaces. Being pre-assembled as one unit, an easy installation is guaranteed.



Customized solution



HEXAGON

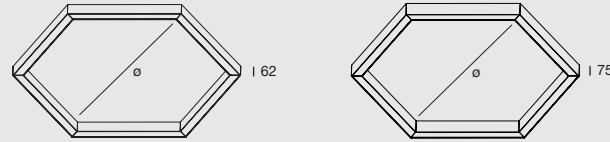
PENDANT PENDANT DIRECT / INDIRECT



size

Ø 780 | 1200 | 1480 | 1760 mm

dimensional sketch



housing colour



High-quality aluminium with powder coated finish in RAL9016 white fine texture | RAL9005 black fine texture

optics

Prismatic PMMA



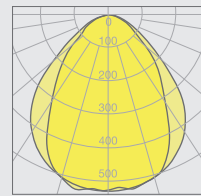
Opal PMMA



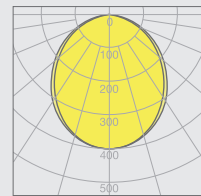
Nero PMMA



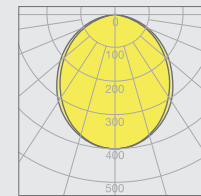
light distribution



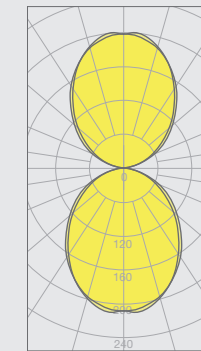
Prismatic



Opal



Nero




Direct / Indirect

QUADRO

PENDANT PENDANT DIRECT / INDIRECT



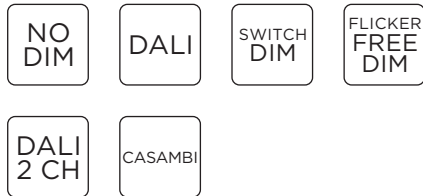
rectangular: 910x1540 | 910x1850 | 910x2380 | 1190x1540 | 1190x1820 | 1190x2380 mm
square: 630x630 | 910x910 | 1190x1190 | 1470x1470 | 1750x1750 mm



Features

- HE: 2000 lm/m; HO: 3000 lm/m
- 25-35 W/m
- 2700 / 3000 / 4000 / 5000 K or TW 2700-5000 K
- CRI > 80 / CRI > 90 / CRI > 95
- MacAdam Step 3
- L80 B20 at 100.000 h, Ta=25 °C ambient temperature
- Standard suspension kit: 2 m
- Standard power cable: 2 m

Options





Go to product configurator

ILO HEXAGON Pendant



Order code	Description	Diameter (mm)	System power (W)	Light output (lm)	Weight (kg)
ILO Pendant High Efficiency					
I500P6Z1100EY0Q0	ILO 50 P HEX 780 HE	780	31	2892	4
I500P6Z2000EY0Q0	ILO 50 P HEX 1200 HE	1200	75	6996	6,4
I500P6Z2200EY0Q0	ILO 50 P HEX 1480 HE	1480	93	8675	8
I500P6Z3000EY0Q0	ILO 50 P HEX 1760 HE	1760	114	10634	9,6
I500P6Z1100EY1Q0	ILO 50 P HEX 780 HE DALI	780	32	2985	4
I500P6Z2000EY1Q0	ILO 50 P HEX 1200 HE DALI	1200	76	7089	6,4
I500P6Z2200EY1Q0	ILO 50 P HEX 1480 HE DALI	1480	94	8768	8
I500P6Z3000EY1Q0	ILO 50 P HEX 1760 HE DALI	1760	116	10820	9,6
ILO Pendant High Output					
I500P6Z1100OY0Q0	ILO 50 P HEX 780 HO	780	44	4104	4
I500P6Z2000OY0Q0	ILO 50 P HEX 1200 HO	1200	108	10074	6,4
I500P6Z2200OY0Q0	ILO 50 P HEX 1480 HO	1480	132	12313	8
I500P6Z3000OY0Q0	ILO 50 P HEX 1760 HO	1760	162	15111	9,6
I500P6Z1100OY1Q0	ILO 50 P HEX 780 HO DALI	780	46	4291	4
I500P6Z2000OY1Q0	ILO 50 P HEX 1200 HO DALI	1200	109	10168	6,4
I500P6Z2200OY1Q0	ILO 50 P HEX 1480 HO DALI	1480	134	12500	8
I500P6Z3000OY1Q0	ILO 50 P HEX 1760 HO DALI	1760	164	15298	9,6



Order code	Description	Diameter (mm)	System power (W)	Direct light output (lm)	Indirect light output (lm)	Weight (kg)
ILO Pendant D/I High Efficiency						
I500I6Z1100EY0Q0	ILO 50 PDI HEX 780 HE	780	59	3030	2911	5
I500I6Z2000EY0Q0	ILO 50 PDI HEX 1200 HE	1200	141	7176	6897	8
I500I6Z2200EY0Q0	ILO 50 PDI HEX 1480 HE	1480	118	6060	5822	10
I500I6Z3000EY0Q0	ILO 50 PDI HEX 1760 HE	1760	204	11004	10572	12
I500I6Z1100EY1Q0	ILO 50 PDI HEX 780 HE DALI	780	60	3030	2911	5
I500I6Z2000EY1Q0	ILO 50 PDI HEX 1200 HE DALI	1200	143	7176	6897	8
I500I6Z2200EY1Q0	ILO 50 PDI HEX 1480 HE DALI	1480	120	6060	5822	10
I500I6Z3000EY1Q0	ILO 50 PDI HEX 1760 HE DALI	1760	206	11004	10572	12
ILO Pendant D/I High Output						
I500I6Z1100OY0Q0	ILO 50 PDI HEX 780 HO	780	84	4143	3980	5
I500I6Z2000OY0Q0	ILO 50 PDI HEX 1200 HO	1200	132	6542	6284	8
I500I6Z2200OY0Q0	ILO 50 PDI HEX 1480 HO	1480	168	8286	7960	10
I500I6Z3000OY0Q0	ILO 50 PDI HEX 1760 HO	1760	294	14394	13824	12
I500I6Z1100OY1Q0	ILO 50 PDI HEX 780 HO DALI	780	85	4143	3980	5
I500I6Z2000OY1Q0	ILO 50 PDI HEX 1200 HO DALI	1200	134	6542	6284	8
I500I6Z2200OY1Q0	ILO 50 PDI HEX 1480 HO DALI	1480	170	8286	7960	10
I500I6Z3000OY1Q0	ILO 50 PDI HEX 1760 HO DALI	1760	296	14394	13824	12



Go to product configurator

ILO QUADRO Pendant



Order code	Description	L1/L2 (mm)	System power (W)	Light output (lm)	Weight (kg)
ILO Pendant High Efficiency					
I500P4Z2000EY0Q0	ILO 50 P QUADRO 630/630 HE	630/630	50	4664	6
I500P4Z3000EY0Q0	ILO 50 P QUADRO 910/910 HE	910/910	75	6996	9
I500P4Z4000EY0Q0	ILO 50 P QUADRO 1190/1190 HE	1190/1190	100	9328	12
I500P4Z5000EY0Q0	ILO 50 P QUADRO 1470/1470 HE	1470/1470	125	11660	15
I500P4Z6000EY0Q0	ILO 50 P QUADRO 1750/1750 HE	1750/1750	150	13992	18
I500P4Z3051EY0Q0	ILO 50 P QUADRO 910/1540 HE	910/1540	110	10202	11
I500P4Z3061EY0Q0	ILO 50 P QUADRO 910/1850 HE	910/1850	122	11368	12
I500P4Z3081EY0Q0	ILO 50 P QUADRO 910/2380 HE	910/2380	147	13700	15
I500P4Z4051EY0Q0	ILO 50 P QUADRO 1190/1540 HE	1190/1540	125	11660	12
I500P4Z4061EY0Q0	ILO 50 P QUADRO 1190/1820 HE	1190/1820	138	12826	13
I500P4Z4081EY0Q0	ILO 50 P QUADRO 1190/2380 HE	1190/2380	163	15158	16
I500P4Z2000EY1Q0	ILO 50 P QUADRO 630/630 HE DALI	630/630	51	4664	6
I500P4Z3000EY1Q0	ILO 50 P QUADRO 910/910 HE DALI	910/910	76	6996	9
I500P4Z4000EY1Q0	ILO 50 P QUADRO 1190/1190 HE DALI	1190/1190	102	9328	12
I500P4Z5000EY1Q0	ILO 50 P QUADRO 1470/1470 HE DALI	1470/1470	127	11660	15
I500P4Z6000EY1Q0	ILO 50 P QUADRO 1750/1750 HE DALI	1750/1750	152	13992	18
I500P4Z3051EY1Q0	ILO 50 P QUADRO 910/1540 HE DALI	910/1540	112	10202	11
I500P4Z3061EY1Q0	ILO 50 P QUADRO 910/1850 HE DALI	910/1850	124	11368	12
I500P4Z3081EY1Q0	ILO 50 P QUADRO 910/2380 HE DALI	910/2380	149	13700	15
I500P4Z4051EY1Q0	ILO 50 P QUADRO 1190/1540 HE DALI	1190/1540	127	11660	12
I500P4Z4061EY1Q0	ILO 50 P QUADRO 1190/1820 HE DALI	1190/1820	140	12826	13
I500P4Z4081EY1Q0	ILO 50 P QUADRO 1190/2380 HE DALI	1190/2380	165	15158	16
ILO Pendant High Output					
I500P4Z2000OY0Q0	ILO P QUADRO 630/630 HO	630/630	72	6374	6
I500P4Z3000OY0Q0	ILO P QUADRO 910/910 HO	910/910	159	14343	9
I500P4Z4000OY0Q0	ILO P QUADRO 1190/1190 HO	1190/1190	144	12748	12
I500P4Z5000OY0Q0	ILO P QUADRO 1470/1470 HO	1470/1470	176	15936	15
I500P4Z6000OY0Q0	ILO P QUADRO 1750/1750 HO	1750/1750	318	28686	18
I500P4Z3051OY0Q0	ILO P QUADRO 910/1540 HO	910/1540	149	13147	11
I500P4Z3061OY0Q0	ILO P QUADRO 910/1850 HO	910/1850	167	14740	12
I500P4Z3081OY0Q0	ILO P QUADRO 910/2380 HO	910/2380	203	17927	15
I500P4Z4051OY0Q0	ILO P QUADRO 1190/1540 HO	1190/1540	167	14740	12
I500P4Z4061OY0Q0	ILO P QUADRO 1190/1820 HO	1190/1820	185	16334	13
I500P4Z4081OY0Q0	ILO P QUADRO 1190/2380 HO	1190/2380	221	19521	16
I500P4Z2000OY1Q0	ILO P QUADRO 630/630 HO DALI	630/630	73	6374	6
I500P4Z3000OY1Q0	ILO P QUADRO 910/910 HO DALI	910/910	161	14343	9
I500P4Z4000OY1Q0	ILO P QUADRO 1190/1190 HO DALI	1190/1190	146	12748	12
I500P4Z5000OY1Q0	ILO P QUADRO 1470/1470 HO DALI	1470/1470	179	15936	15
I500P4Z6000OY1Q0	ILO P QUADRO 1750/1750 HO DALI	1750/1750	322	28686	18
I500P4Z3051OY1Q0	ILO P QUADRO 910/1540 HO DALI	910/1540	151	13147	11
I500P4Z3061OY1Q0	ILO P QUADRO 910/1850 HO DALI	910/1850	169	14740	12
I500P4Z3081OY1Q0	ILO P QUADRO 910/2380 HO DALI	910/2380	205	17927	15
I500P4Z4051OY1Q0	ILO P QUADRO 1190/1540 HO DALI	1190/1540	169	14740	12
I500P4Z4061OY1Q0	ILO P QUADRO 1190/1820 HO DALI	1190/1820	187	16334	13
I500P4Z4081OY1Q0	ILO P QUADRO 1190/2380 HO DALI	1190/2380	223	19521	16

Optic	Code Z	
OP	Opal	O
PR	Prismatic	P
N	Nero/black opal	N
LED color temperature	Code Y	
2700 K, CRI > 80	Warm white	2
3000 K, CRI > 80	Warm white	3
4000 K, CRI > 80	Natural white	4
5000 K, CRI > 80	Cool white	5
2700 - 5000 K, CRI > 80	TW	D
2700 K, CRI > 90	Warm white	6
3000 K, CRI > 90	Warm white	7
4000 K, CRI > 90	Natural white	8
5000 K, CRI > 90	Natural white	9
2700 - 5000 K, CRI > 90	TW	T
SUNLIKE LEDs		
LED color temperature	Code Y	
2700 K, CRI > 95	Warm white	H
3000 K, CRI > 95	Warm white	G
4000 K, CRI > 95	Natural white	E
5000 K, CRI > 95	Cool white	C
2700 K - 5000 K	Sunlike Tunable white	S
Housing Color	Code Q	
White	RAL9016 fine texture	1
Black	RAL9005 fine texture	2
Grey	RAL9006 fine texture	3

Optic	Code Z	
OP	Opal	O
PR	Prismatic	P
N	Nero/black opal	N
LED color temperature	Code Y	
2700 K, CRI > 80	Warm white	2
3000 K, CRI > 80	Warm white	3
4000 K, CRI > 80	Natural white	4
5000 K, CRI > 80	Cool white	5
2700 - 5000 K, CRI > 80	TW	D
2700 K, CRI > 90	Warm white	6
3000 K, CRI > 90	Warm white	7
4000 K, CRI > 90	Natural white	8
5000 K, CRI > 90	Natural white	9
2700 - 5000 K, CRI > 90	TW	T
SUNLIKE LEDs		
LED color temperature	Code Y	
2700 K, CRI > 95	Warm white	H
3000 K, CRI > 95	Warm white	G
4000 K, CRI > 95	Natural white	E
5000 K, CRI > 95	Cool white	C
2700 K - 5000 K	Sunlike Tunable white	S
Housing Color	Code Q	
White	RAL9016 fine texture	1
Black	RAL9005 fine texture	2
Grey	RAL9006 fine texture	3

ILO QUADRO Pendant D/I



Order code	Description	L1/L2 (mm)	System power (W)	Direct light output (lm)	Indirect light output (lm)	Weight (kg)
ILO Pendant D/I High Efficiency						
I500I4Z2000EY0Q0	ILO 50 PDI QUADRO 630/630 HE	630/630	97	4943	4750	8
I500I4Z3000EY0Q0	ILO 50 PDI QUADRO 910/910 HE	910/910	146	7415	7125	11
I500I4Z4000EY0Q0	ILO 50 PDI QUADRO 1190/1190 HE	1190/1190	194	9886	9500	15
I500I4Z5000EY0Q0	ILO 50 PDI QUADRO 1470/1470 HE	1470/1470	243	12358	11875	19
I500I4Z6000EY0Q0	ILO 50 PDI QUADRO 1750/1750 HE	1750/1750	291	14829	14250	23
I500I4Z3051EY0Q0	ILO 50 PDI QUADRO 910/1540 HE	910/1540	201	10195	9797	14
I500I4Z3061EY0Q0	ILO 50 PDI QUADRO 910/1850 HE	910/1850	225	11431	10985	15
I500I4Z3081EY0Q0	ILO 50 PDI QUADRO 910/2380 HE	910/2380	273	13903	13360	19
I500I4Z4051EY0Q0	ILO 50 PDI QUADRO 1190/1540 HE	1190/1540	225	11431	10985	15
I500I4Z4061EY0Q0	ILO 50 PDI QUADRO 1190/1820 HE	1190/1820	249	12667	12172	16
I500I4Z4081EY0Q0	ILO 50 PDI QUADRO 1190/2380 HE	1190/2380	298	15138	14547	20
I500I4Z2000EY1Q0	ILO 50 PDI QUADRO 630/630 HE DALI	630/630	98	4943	4750	8
I500I4Z3000EY1Q0	ILO 50 PDI QUADRO 910/910 HE DALI	910/910	148	7415	7125	11
I500I4Z4000EY1Q0	ILO 50 PDI QUADRO 1190/1190 HE DALI	1190/1190	196	9886	9500	15
I500I4Z5000EY1Q0	ILO 50 PDI QUADRO 1470/1470 HE DALI	1470/1470	245	12358	11875	19
I500I4Z6000EY1Q0	ILO 50 PDI QUADRO 1750/1750 HE DALI	1750/1750	293	14829	14250	23
I500I4Z3051EY1Q0	ILO 50 PDI QUADRO 910/1540 HE DALI	910/1540	204	10195	9797	14
I500I4Z3061EY1Q0	ILO 50 PDI QUADRO 910/1850 HE DALI	910/1850	228	11431	10985	15
I500I4Z3081EY1Q0	ILO 50 PDI QUADRO 910/2380 HE DALI	910/2380	276	13903	13360	19
I500I4Z4051EY1Q0	ILO 50 PDI QUADRO 1190/1540 HE DALI	1190/1540	228	11431	10985	15
I500I4Z4061EY1Q0	ILO 50 PDI QUADRO 1190/1820 HE DALI	1190/1820	252	12667	12172	16
I500I4Z4081EY1Q0	ILO 50 PDI QUADRO 1190/2380 HE DALI	1190/2380	301	15138	14547	20
ILO Pendant D/I High Output						
I500I4Z2000OY0Q0	ILO 50 PDI QUADRO 630/630 HO	630/630	131	6414	6160	8
I500I4Z3000OY0Q0	ILO 50 PDI QUADRO 910/910 HO	910/910	196	9596	9216	11
I500I4Z4000OY0Q0	ILO 50 PDI QUADRO 1190/1190 HO	1190/1190	264	13084	12568	15
I500I4Z5000OY0Q0	ILO 50 PDI QUADRO 1470/1470 HO	1470/1470	327	16010	15376	19
I500I4Z6000OY0Q0	ILO 50 PDI QUADRO 1750/1750 HO	1750/1750	392	19192	18432	23
I500I4Z3051OY0Q0	ILO 50 PDI QUADRO 910/1540 HO	910/1540	271	13229	12705	14
I500I4Z3061OY0Q0	ILO 50 PDI QUADRO 910/1850 HO	910/1850	303	14833	14245	15
I500I4Z3081OY0Q0	ILO 50 PDI QUADRO 910/2380 HO	910/2380	369	18040	17325	19
I500I4Z4051OY0Q0	ILO 50 PDI QUADRO 1190/1540 HO	1190/1540	303	14833	14245	15
I500I4Z4061OY0Q0	ILO 50 PDI QUADRO 1190/1820 HO	1190/1820	336	16436	15785	16
I500I4Z4081OY0Q0	ILO 50 PDI QUADRO 1190/2380 HO	1190/2380	402	19643	18865	20
I500I4Z2000OY1Q0	ILO 50 PDI QUADRO 630/630 HO DALI	630/630	133	6414	6254	8
I500I4Z3000OY1Q0	ILO 50 PDI QUADRO 910/910 HO DALI	910/910	198	9596	9310	11
I500I4Z4000OY1Q0	ILO 50 PDI QUADRO 1190/1190 HO DALI	1190/1190	263	13084	12366	15
I500I4Z5000OY1Q0	ILO 50 PDI QUADRO 1470/1470 HO DALI	1470/1470	329	16010	15470	19
I500I4Z6000OY1Q0	ILO 50 PDI QUADRO 1750/1750 HO DALI	1750/1750	394	19192	18526	23
I500I4Z3051OY1Q0	ILO 50 PDI QUADRO 910/1540 HO DALI	910/1540	274	13229	12705	14
I500I4Z3061OY1Q0	ILO 50 PDI QUADRO 910/1850 HO DALI	910/1850	306	14833	14245	15
I500I4Z3081OY1Q0	ILO 50 PDI QUADRO 910/2380 HO DALI	910/2380	372	18040	17325	19
I500I4Z4051OY1Q0	ILO 50 PDI QUADRO 1190/1540 HO DALI	1190/1540	306	14833	14245	15
I500I4Z4061OY1Q0	ILO 50 PDI QUADRO 1190/1820 HO DALI	1190/1820	339	16436	15785	16
I500I4Z4081OY1Q0	ILO 50 PDI QUADRO 1190/2380 HO DALI	1190/2380	406	19643	18865	20



HEXAGON^{ORA}

Based on the design of ORA profiles, ORA Hexagon comes in various sizes, optics options and up and down light. Besides its geometrical shape, ORA Hexagon stands out with its curved-edge form. Being pre-assembled as one unit, an easy installation is guaranteed.

Features

- HE: 2000 lm/m; HO: 3000 lm/m
- 25-35 W/m
- 2700 / 3000 / 4000 / 5000 K or TW 2700 to 5000 K
- CRI > 80 / CRI > 90 / CRI > 95
- MacAdam Step 3
- L80 B20 at 100.000 h, Ta=25 °C ambient temperature
- Standard suspension kit: 2 m
- Standard power cable: 2 m

Options

NO DIM
 SWITCH DIM
 FLICKER FREE DIM
 DALI 2 CH

CASAMBI



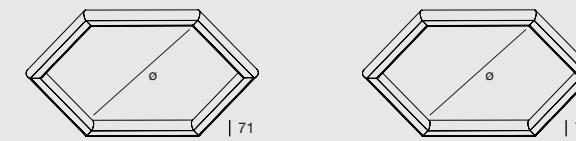
PENDANT PENDANT DIRECT / INDIRECT



size

Ø 780 | 1200 | 1480 | 1760 mm

dimensional sketch



housing colour



High-quality aluminium with powder coated finish in RAL9016 white fine texture | RAL9005 black fine texture

optics

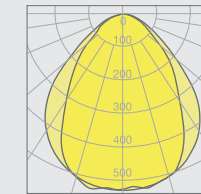
Prismatic PMMA

Opal PMMA

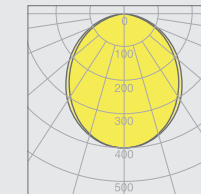
Nero PMMA



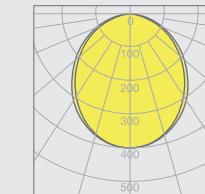
light distribution



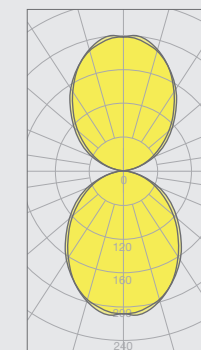
Prismatic



Opal



Nero



Direct / Indirect

ORA HEXAGON Pendant



Go to product configurator

Order code	Description	Diameter (mm)	System power (W)	Light output (lm)	Weight (kg)
ORA Pendant High Efficiency					
O0P6Z1100EY0QX	ORA P HEX 780 HE	780	31	2892	4
O0P6Z2000EY0QX	ORA P HEX 1200 HE	1200	75	6996	6,4
O0P6Z2200EY0QX	ORA P HEX 1500 HE	1480	93	8675	8
O0P6Z3000EY0QX	ORA P HEX 1800 HE	1760	114	10634	9,6
O0P6Z1100EY1QX	ORA P HEX 780 HE DALI	780	32	2985	4
O0P6Z2000EY1QX	ORA P HEX 1200 HE DALI	1200	76	7089	6,4
O0P6Z2200EY1QX	ORA P HEX 1500 HE DALI	1480	94	8768	8
O0P6Z3000EY1QX	ORA P HEX 1800 HE DALI	1760	116	10820	9,6
ORA Pendant High Output					
O0P6Z1100OY0QX	ORA P HEX 780 HO	780	44	4104	4
O0P6Z2000OY0QX	ORA P HEX 1200 HO	1200	108	10074	6,4
O0P6Z2200OY0QX	ORA P HEX 1500 HO	1480	132	12313	8
O0P6Z3000OY0QX	ORA P HEX 1800 HO	1760	162	15111	9,6
O0P6Z1100OY1QX	ORA P HEX 780 HO DALI	780	46	4291	4
O0P6Z2000OY1QX	ORA P HEX 1200 HO DALI	1200	109	10168	6,4
O0P6Z2200OY1QX	ORA P HEX 1500 HO DALI	1480	134	12500	8
O0P6Z3000OY1QX	ORA P HEX 1800 HO DALI	1760	164	15298	9,6

Optic **Code Z**

OP	Opal	O
PR	Prismatic	P
N	Nero/black opal	N

LED color temperature **Code Y**

2700 K, CRI > 80	Warm white	2
3000 K, CRI > 80	Warm white	3
4000 K, CRI > 80	Natural white	4
5000 K, CRI > 80	Cool white	5
2700 - 5000 K, CRI > 80	TW	D
2700 K, CRI > 90	Warm white	6
3000 K, CRI > 90	Warm white	7
4000 K, CRI > 90	Natural white	8
5000 K, CRI > 90	Natural white	9
2700 - 5000 K, CRI > 90	TW	T

SUNLIKE LEDs

LED color temperature **Code Y**

2700 K, CRI > 95	Warm white	H
3000 K, CRI > 95	Warm white	G
4000 K, CRI > 95	Natural white	E
5000 K, CRI > 95	Cool white	C
2700 K - 5000 K	Sunlike Tunable white	S

Housing Color **Code Q**

White	RAL9016 fine texture	1
Black	RAL9005 fine texture	2
Grey	RAL9006 fine texture	3

ORA HEXAGON Pendant D/I



Order code	Description	Length (mm)	System power (W)	Direct light output (lm)	Indirect light output (lm)	Weight (kg)
ORA Pendant D/I High Efficiency						
O0I6Z1100EY0QX	ORA PDI HEX 700 HE	780	59	3030	2911	5
O0I6Z2000EY0QX	ORA PDI HEX 1200 HE	1200	141	7176	6897	8
O0I6Z2200EY0QX	ORA PDI HEX 1500 HE	1480	118	6060	5822	10
O0I6Z3000EY0QX	ORA PDI HEX 1800 HE	1760	204	11004	10572	12
O0I6Z1100EY1QX	ORA PDI HEX 700 HE DALI	780	60	3030	2911	5
O0I6Z2000EY1QX	ORA PDI HEX 1200 HE DALI	1200	143	7176	6897	8
O0I6Z2200EY1QX	ORA PDI HEX 1500 HE DALI	1480	120	6060	5822	10
O0I6Z3000EY1QX	ORA PDI HEX 1800 HE DALI	1760	206	11004	10572	12
ORA Pendant D/I High Output						
O0I6Z1100OY0QX	ORA PDI HEX 700 HO	780	84	4143	3980	5
O0I6Z2000OY0QX	ORA PDI HEX 1200 HO	1200	132	6542	6284	8
O0I6Z2200OY0QX	ORA PDI HEX 1500 HO	1480	168	8286	7960	10
O0I6Z3000OY0QX	ORA PDI HEX 1800 HO	1760	294	14394	13824	12
O0I6Z1100OY1QX	ORA PDI HEX 700 HO DALI	780	85	4143	3980	5
O0I6Z2000OY1QX	ORA PDI HEX 1200 HO DALI	1200	134	6542	6284	8
O0I6Z2200OY1QX	ORA PDI HEX 1500 HO DALI	1480	170	8286	7960	10
O0I6Z3000OY1QX	ORA PDI HEX 1800 HO DALI	1760	296	14394	13824	12




Minimalistic,
yet impressive.

MINI ILO

With its aesthetic appeal, ILO Mini offers new application opportunities for a modern and sophisticated look for any type of environment, including offices, the private sector, hotels, restaurants, museums, corridors and other similar areas.

Thanks to its short lengths, it gives a minimalistic and elegant touch to ceilings. Specially developed and designed optical lenses deliver optimal wide (more general) or narrow (more concentrated) light distribution to adapt the lighting to specific needs, whether it is for basic illumination or to accentuate individual areas.



recessed



wall



track with rod



recessed




track / track with hinge

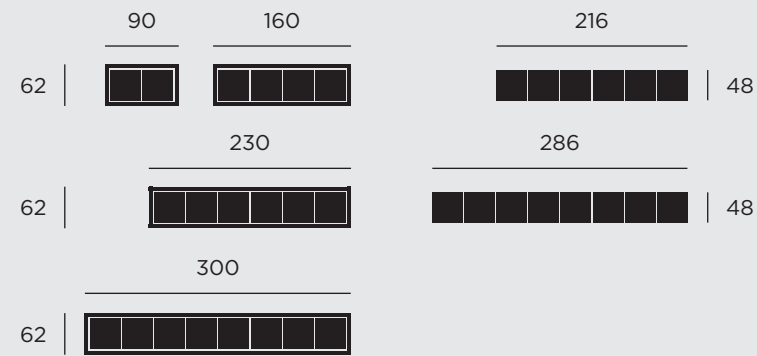
Features

- 2700 / 3000 / 4000 / 5000 K
- CRI > 80 / CRI > 90
- MacAdam Step 3
- UGR < 16
- L80 B20 at 100.000 h, Ta=25 °C ambient temperature

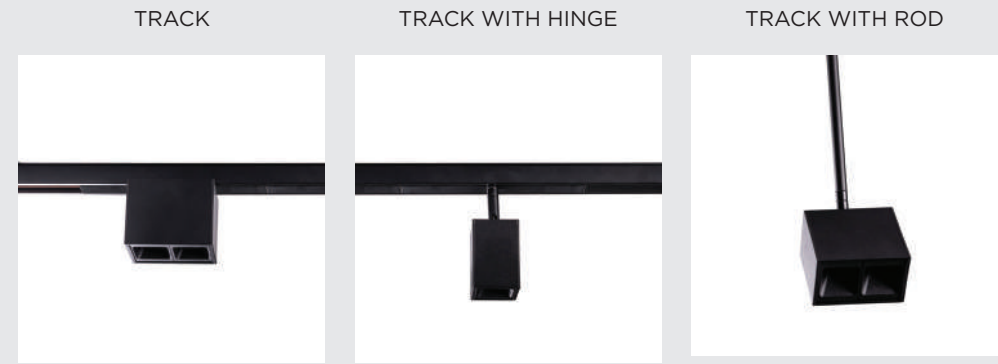
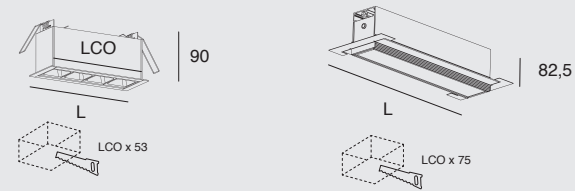
Options



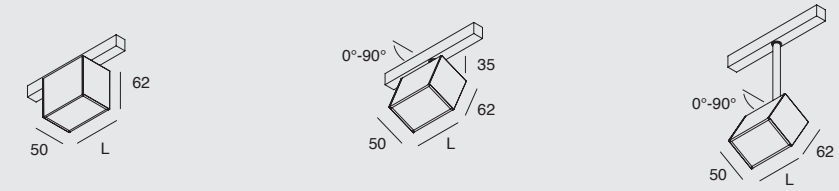
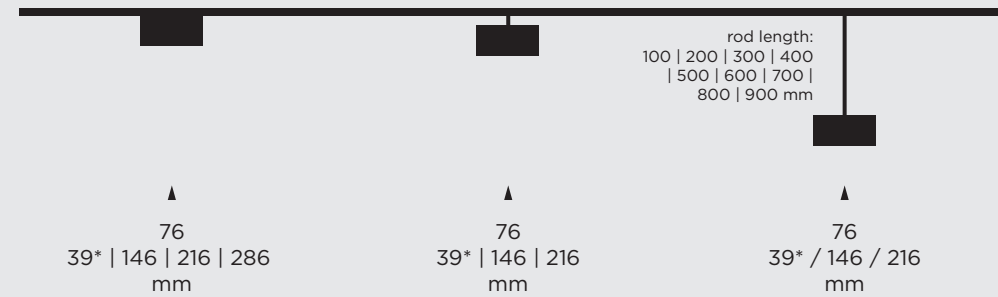
size



dimensional sketch



*available only with modular optic



housing colour



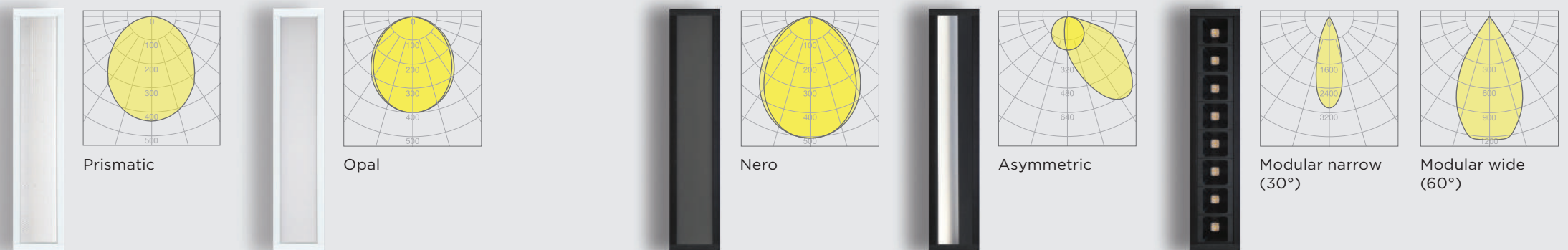
High-quality aluminium with powder coated finish in RAL9016 white fine texture | RAL9005 black fine texture | RAL9006 grey fine texture

reflector colour for modular optic



RAL9016 white fine texture reflector
RAL9005 black fine texture reflector
RAL9006 grey fine texture reflector

optics & light distribution



Movable head



Go to product configurator

ILO MINI Recessed



Order code	Description	Length (mm)	System power (W)	Light output (lm)	Weight (kg)
ILO MINI Recessed Low Power					
I500R0Z0100LYFQX	ILO MINI 50 R 90 LP DALI	90	3	130	1
I500R0Z0200LYFQX	ILO MINI 50 R 160 LP DALI	160	4	260	1,1
I500R0Z0300LYFQX	ILO MINI 50 R 230 LP DALI	230	5	507	1,2
I500R0Z1000LYFQX	ILO MINI 50 R 300 LP DALI	300	6	519	1,4
ILO MINI Recessed High Efficiency					
I500R0Z0100EYFQX	ILO MINI 50 R 90 HE DALI	90	3	186	1
I500R0Z0200EYFQX	ILO MINI 50 R 160 HE DALI	160	5	371	1,1
I500R0Z0300EYFQX	ILO MINI 50 R 230 HE DALI	230	6	556	1,2
I500R0Z1000EYFQX	ILO MINI 50 R 300 HE DALI	300	8	741	1,4
ILO MINI Recessed High Output					
I500R0Z0100OYFQX	ILO MINI 50 R 90 HO DALI	90	4	254	1
I500R0Z0200OYFQX	ILO MINI 50 R 160 HO DALI	160	6	507	1,1
I500R0Z0300OYFQX	ILO MINI 50 R 230 HO DALI	230	9	760	1,2
I500R0Z1000OYFQX	ILO MINI 50 R 300 HO DALI	300	11	1014	1,4

* for the exact data related to specific optics, use the product configurator on the webpage

L (mm)	Lco (mm)
90	78
160	148
230	218
300	288

Optic	Code Z
OP Opal	O
PR Prismatic	P
AS Asymmetrical	A
N Nero/black opal	N
M Modular 30	3
M Modular 60	6

LED color temperature	Code Y
2700 K, CRI > 80 Warm white	2
3000 K, CRI > 80 Warm white	3
4000 K, CRI > 80 Natural white	4
5000 K, CRI > 80 Cool white	5
2700 K, CRI > 90 Warm white	6
3000 K, CRI > 90 Warm white	7
4000 K, CRI > 90 Natural white	8
5000 K, CRI > 90 Natural white	9

Housing Color	Code Q
White RAL9016 fine texture	1
Black RAL9005 fine texture	2
Grey RAL9006 fine texture	3

Reflector color	Code X
For OP, PR, AS optic	0
Modular / white reflector	1
Modular / black reflector	2
Modular / grey reflector	3

L (mm)	Lco (mm)
216	218
286	288

ILO MINI Recessed Trimless



Order code	Description	Length (mm)	System power (W)	Light output (lm)	Weight (kg)
ILO MINI Trimless Low Power					
I500T0Z0300LYFQX	ILO MINI 50 RT 216 LP DALI	216	5	507	1,2
I500T0Z1000LYFQX	ILO MINI 50 RT 286 LP DALI	286	6	519	1,4
ILO MINI Trimless High Efficiency					
I500T0Z0300EYFQX	ILO MINI 50 RT 216 HE DALI	216	6	556	1,2
I500T0Z1000EYFQX	ILO MINI 50 RT 286 HE DALI	286	8	741	1,4
ILO MINI Trimless High Output					
I500T0Z0300OYFQX	ILO MINI 50 RT 216 HO DALI	216	9	760	1,2
I500T0Z1000OYFQX	ILO MINI 50 RT 286 HO DALI	286	11	1014	1,4

ILO MINI Track



Order code	Description	Length (mm)	System power (W)	Light output (lm)	Weight (kg)
ILO MINI Track					
I500L0Z0010LY1QX	ILO MINI 50 TRACK 39 LP DALI	39	2	65	0,8
I500L0Z0100LY1QX	ILO MINI 50 TRACK 76 LP DALI	76	3	130	1
I500L0Z0200LY1QX	ILO MINI 50 TRACK 146 LP DALI	146	4	260	1,1
I500L0Z0300LY1QX	ILO MINI 50 TRACK 216 LP DALI	216	5	507	1,2
I500L0Z1000LY1QX	ILO MINI 50 TRACK 286 LP DALI	286	6	519	1,4
I500L0Z0010EY1QX	ILO MINI 50 TRACK 39 HE DALI	39	2	102	0,8
I500L0Z0100EY1QX	ILO MINI 50 TRACK 76 HE DALI	76	3	186	1
I500L0Z0200EY1QX	ILO MINI 50 TRACK 146 HE DALI	146	5	371	1,1
I500L0Z0300EY1QX	ILO MINI 50 TRACK 216 HE DALI	216	6	556	1,2
I500L0Z1000EY1QX	ILO MINI 50 TRACK 286 HE DALI	286	8	741	1,4
I500L0Z0010OY1QX	ILO MINI 50 TRACK 39 HO DALI	39	2	140	0,8
I500L0Z0100OY1QX	ILO MINI 50 TRACK 76 HO DALI	76	4	254	1
I500L0Z0200OY1QX	ILO MINI 50 TRACK 146 HO DALI	146	6	507	1,1
I500L0Z0300OY1QX	ILO MINI 50 TRACK 216 HO DALI	216	9	760	1,2
I500L0Z1000OY1QX	ILO MINI 50 TRACK 286 HO DALI	286	11	1014	1,4

Modules	L (mm)
00	39
01	76
02	146
03	216
10	286

Optic	Code Z
OP Opal	O
PR Prismatic	P
AS Asymmetrical	A
N Nero/black opal	N
M Modular 30	3
M Modular 60	6

LED color temperature	Code Y
2700 K, CRI > 80 Warm white	2
3000 K, CRI > 80 Warm white	3
4000 K, CRI > 80 Natural white	4
5000 K, CRI > 80 Cool white	5
2700 K, CRI > 90 Warm white	6
3000 K, CRI > 90 Warm white	7
4000 K, CRI > 90 Natural white	8
5000 K, CRI > 90 Natural white	9

Housing Color	Code Q
White RAL9016 fine texture	1
Black RAL9005 fine texture	2

Reflector color	Code X
For OP, PR, AS optic	0
Modular / white reflector	1
Modular / black reflector	2
Modular / grey reflector	3



ILO MINI Track with hinge

Order code	Description	Length (mm)	System power (W)	Light output (lm)	Weight (kg)
ILO MINI Track with hinge					
I500LHZ0010LY1QX	ILO MINI 50 TRACK 39 LP DALI HINGE	39	2	65	0,8
I500LHZ0100LY1QX	ILO MINI 50 TRACK 76 LP DALI HINGE	76	3	130	1
I500LHZ0200LY1QX	ILO MINI 50 TRACK 146 LP DALI HINGE	146	4	260	1,1
I500LHZ0300LY1QX	ILO MINI 50 TRACK 216 LP DALI HINGE	216	5	507	1,2
I500LHZ1000LY1QX	ILO MINI 50 TRACK 286 LP DALI HINGE	286	6	519	1,4
I500LHZ0010EY1QX	ILO MINI 50 TRACK 39 HE DALI HINGE	39	2	102	0,8
I500LHZ0100EY1QX	ILO MINI 50 TRACK 76 HE DALI HINGE	76	3	186	1
I500LHZ0200EY1QX	ILO MINI 50 TRACK 146 HE DALI HINGE	146	5	371	1,1
I500LHZ0300EY1QX	ILO MINI 50 TRACK 216 HE DALI HINGE	216	6	556	1,2
I500LHZ1000EY1QX	ILO MINI 50 TRACK 286 HE DALI HINGE	286	8	741	1,4
I500LHZ0010OY1QX	ILO MINI 50 TRACK 39 HO DALI HINGE	39	2	140	0,8
I500LHZ0100OY1QX	ILO MINI 50 TRACK 76 HO DALI HINGE	76	4	254	1
I500LHZ0200OY1QX	ILO MINI 50 TRACK 146 HO DALI HINGE	146	6	507	1,1
I500LHZ0300OY1QX	ILO MINI 50 TRACK 216 HO DALI HINGE	216	9	760	1,2
I500LHZ1000OY1QX	ILO MINI 50 TRACK 286 HO DALI HINGE	286	11	1014	1,4

48 V track to be ordered separately. See page 228.

ILO MINI Track with rod



Order code	Description	Length (mm)	System power (W)	Light output (lm)	Weight (kg)
ILO MINI Track with rod					
I500LRZ001WLY1QX	ILO MINI 50 TRACK 39 LP DALI ROD...	39	2	65	0,8
I500LRZ010WLY1QX	ILO MINI 50 TRACK 76 LP DALI ROD...	76	3	130	1
I500LRZ020WLY1QX	ILO MINI 50 TRACK 146 LP DALI ROD...	146	4	260	1,1
I500LRZ030WLY1QX	ILO MINI 50 TRACK 216 LP DALI ROD...	216	5	507	1,2
I500LRZ100WLY1QX	ILO MINI 50 TRACK 286 LP DALI ROD...	286	6	519	1,4
I500LRZ001WEY1QX	ILO MINI 50 TRACK 39 HE DALI ROD...	39	2	102	0,8
I500LRZ010WEY1QX	ILO MINI 50 TRACK 76 HE DALI ROD...	76	3	186	1
I500LRZ020WEY1QX	ILO MINI 50 TRACK 146 HE DALI ROD...	146	5	371	1,1
I500LRZ030WEY1QX	ILO MINI 50 TRACK 216 HE DALI ROD...	216	6	556	1,2
I500LRZ100WEY1QX	ILO MINI 50 TRACK 286 HE DALI ROD...	286	8	741	1,4
I500LRZ001WOY1QX	ILO MINI 50 TRACK 39 HO DALI ROD...	39	2	140	0,8
I500LRZ010WOY1QX	ILO MINI 50 TRACK 76 HO DALI ROD...	76	4	254	1
I500LRZ020WOY1QX	ILO MINI 50 TRACK 146 HO DALI ROD...	146	6	507	1,1
I500LRZ030WOY1QX	ILO MINI 50 TRACK 216 HO DALI ROD...	216	9	760	1,2
I500LRZ100WOY1QX	ILO MINI 50 TRACK 286 HO DALI ROD...	286	11	1014	1,4

Rod length	Code W
100mm	1
200mm	2
300mm	3
400mm	4
500mm	5
600mm	6
700mm	7
800mm	8
900mm	9

48 V track to be ordered separately. See page 228.



Ring-shaped luminaire

IKAR

Characterized by a ring light, IKAR is a fascinating alternative to conventionally-shaped luminaires. The fully adjustable head can be freely rotated up to 360° as well as to a $\pm 90^\circ$ direction for an optimum adaptation of light on different angles. Specially-designed optical lenses developed using innovative know-how in optical expertise deliver pleasant and directional light with low UGR and with hidden LED hot spots.

The registered luminaire design offers various mounting options (track, ceiling, recessed) and colour temperatures. Available in two sizes (65, 127mm), the IKAR family is the ultimate downlight solution for a wide range of applications, such as hospitality and receptions areas, corridors, foyers, and similar ambiances.










Features

- 2700 / 3000 / 4000 / 5000 K
- CRI > 80 / CRI > 90
- MacAdam Step 3
- L80 B20 at 100.000 h, Ta=25 °C ambient temperature


Options



RECESSED




RECESSED WITH ROD




CEILING



CEILING WITH ROD



TRACK



TRACK WITH ROD



size

Ø 65 | 127 mm

Ø 65 | 127 mm

Ø 127 mm

Ø 127 mm

Ø 65 | 127 mm

Ø 65 | 127 mm

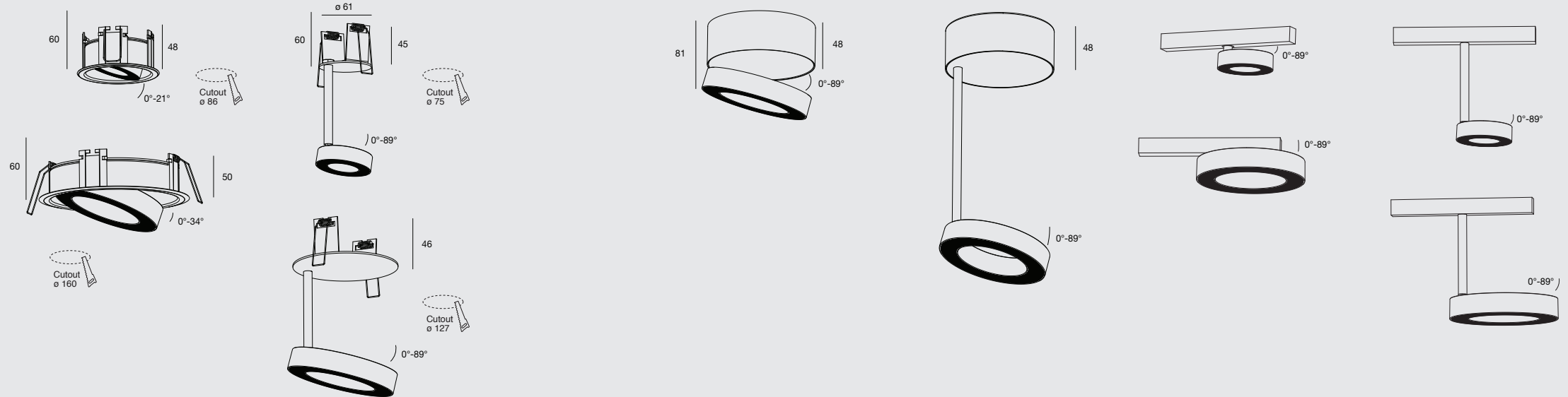
rod lenght

100 | 200 | 300 | 400 | 500 | 600 | 700 | 800 | 900 mm

100 | 200 | 300 | 400 | 500 | 600 | 700 | 800 | 900 mm

100 | 200 | 300 | 400 | 500 | 600 | 700 | 800 | 900 mm

dimensional sketch

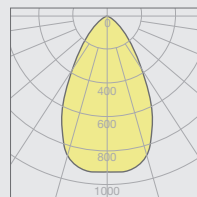


housing colour



High-quality aluminium with powder coated finish in RAL9016 white fine texture | RAL9005 black fine texture

light distribution





IKAR Recessed



Order code	Description	Length (mm)	System power (W)	Light output (lm)	Weight (kg)
IKAR Recessed					
IKSR060000LY0Q0	IKAR R 65 LP FO	65	3	258	0,6
IKLR060000LY0Q0	IKAR R 127 LP FO	127	5	392	0,8
IKSR060000LY1Q0	IKAR R 65 LP DALI	65	4	258	0,6
IKLR060000LY1Q0	IKAR R 127 LP DALI	127	6	392	0,8
IKSR060000EY0Q0	IKAR R 65 HE FO	65	4	344	0,6
IKLR060000EY0Q0	IKAR R 127 HE FO	127	7	548	0,8
IKSR060000EY1Q0	IKAR R 65 HE DALI	65	5	344	0,6
IKLR060000EY1Q0	IKAR R 127 HE DALI	127	8	548	0,8
IKSR060000OY0Q0	IKAR R 65 HO FO	65	6	518	0,6
IKLR060000OY0Q0	IKAR R 127 HO FO	127	10	778	0,8
IKSR060000OY1Q0	IKAR R 65 HO DALI	65	7	518	0,6
IKLR060000OY1Q0	IKAR R 127 HO DALI	127	11	778	0,8

IKAR Recessed with rod

IKAR Recessed with rod					
Order code	Description	Length (mm)	System power (W)	Light output (lm)	Weight (kg)
IKSRR60W000LY0Q0	IKAR R 65 LP FO ROD...	65	3	258	0,6
IKLRR60W000LY0Q0	IKAR R 127 LP FO ROD...	127	5	392	0,8
IKSRR60W000LY1Q0	IKAR R 65 LP DALI ROD...	65	4	258	0,6
IKLRR60W000LY1Q0	IKAR R 127 LP DALI ROD...	127	6	392	0,8
IKSRR60W000EY0Q0	IKAR R 65 HE FO ROD...	65	4	344	0,6
IKLRR60W000EY0Q0	IKAR R 127 HE FO ROD...	127	7	548	0,8
IKSRR60W000EY1Q0	IKAR R 65 HE DALI ROD...	65	5	344	0,6
IKLRR60W000EY1Q0	IKAR R 127 HE DALI ROD...	127	8	548	0,8
IKSRR60W000OY0Q0	IKAR R 65 HO FO ROD...	65	6	518	0,6
IKLRR60W000OY0Q0	IKAR R 127 HO FO ROD...	127	10	778	0,8
IKSRR60W000OY1Q0	IKAR R 65 HO DALI ROD...	65	7	518	0,6
IKLRR60W000OY1Q0	IKAR R 127 HO DALI ROD...	127	11	778	0,8

IKAR Ceiling



Order code	Description	Length (mm)	System power (W)	Light output (lm)	Weight (kg)
IKAR Recessed					
IKLC060000LY0Q0	IKAR C 127 LP FO	127	5	392	0,8
IKLC060000LY1Q0	IKAR C 127 LP DALI	127	6	392	0,8
IKLC060000EY0Q0	IKAR C 127 HE FO	127	7	548	0,8
IKLC060000EY1Q0	IKAR C 127 HE DALI	127	8	548	0,8
IKLC060000OY0Q0	IKAR C 127 HO FO	127	10	778	0,8
IKLC060000OY1Q0	IKAR C 127 HO DALI	127	11	778	0,8

LED color temperature		Code Y
2700 K, CRI > 80	Warm white	2
3000 K, CRI > 80	Warm white	3
4000 K, CRI > 80	Natural white	4
5000 K, CRI > 80	Cool white	5
2700 K, CRI > 90	Warm white	6
3000 K, CR l> 90	Warm white	7
4000 K, CRI > 90	Natural white	8
5000 K, CRI > 90	Natural white	9

Housing Color		Code Q
White	RAL9016 fine texture	1
Black	RAL9005 fine texture	2

Rod length	Code W
100mm	1
200mm	2
300mm	3
400mm	4
500mm	5
600mm	6
700mm	7
800mm	8
900mm	9

LED color temperature		Code Y
2700 K, CRI > 80	Warm white	2
3000 K, CRI > 80	Warm white	3
4000 K, CRI > 80	Natural white	4
5000 K, CRI > 80	Cool white	5
2700 K, CRI > 90	Warm white	6
3000 K, CR l> 90	Warm white	7
4000 K, CRI > 90	Natural white	8
5000 K, CRI > 90	Natural white	9

Housing Color		Code Q
White	RAL9016 fine texture	1
Black	RAL9005 fine texture	2

IKAR Ceiling with rod

Order code	Description	Length (mm)	System power (W)	Light output (lm)	Weight (kg)
IKAR Recessed					
IKLCR60W000LY0Q0	IKAR C 127 LP FO ROD...	127	5	392	0,8
IKLCR60W000LY1Q0	IKAR C 127 LP DALI ROD...	127	6	392	0,8
IKLCR60W000EY0Q0	IKAR C 127 HE FO ROD...	127	7	548	0,8
IKLCR60W000EY1Q0	IKAR C 127 HE DALI ROD...	127	8	548	0,8
IKLCR60W000OY0Q0	IKAR C 127 HO FO ROD...	127	10	778	0,8
IKLCR60W000OY1Q0	IKAR C 127 HO DALI ROD...	127	11	778	0,8



IKAR Track

Order code	Description	Length (mm)	System power (W)	Light output (lm)	Weight (kg)
IKAR Low voltage Track					
IKST060000LY1Q0	IKAR TRACK 65 LP DALI	65	4	258	0,6
IKLT060000LY1Q0	IKAR TRACK 127 LP DALI	127	6	392	0,8
IKST060000EY1Q0	IKAR TRACK 65 HE DALI	65	5	344	0,6
IKLT060000EY1Q0	IKAR TRACK 127 HE DALI	127	8	548	0,8
IKST060000OY1Q0	IKAR TRACK 65 HO DALI	65	7	518	0,6
IKLT060000OY1Q0	IKAR TRACK 127 HO DALI	127	11	778	0,8



IKAR Track with rod

Order code	Description	Length (mm)	System power (W)	Light output (lm)	Weight (kg)
IKAR Low voltage Track					
IKSTR60W000LY1Q0	IKAR TRACK 65 LP DALI ROD...	65	4	258	0,6
IKLTR60W000LY1Q0	IKAR TRACK 127 LP DALI ROD...	127	6	392	0,8
IKSTR60W000EY1Q0	IKAR TRACK 65 HE DALI ROD...	65	5	344	0,6
IKLTR60W000EY1Q0	IKAR TRACK 127 HE DALI ROD...	127	8	548	0,8
IKSTR60W000OY1Q0	IKAR TRACK 65 HO DALI ROD...	65	7	518	0,6
IKLTR60W000OY1Q0	IKAR TRACK 127 HO DALI ROD...	127	11	778	0,8

Rod length	Code W
100mm	1
200mm	2
300mm	3
400mm	4
500mm	5
600mm	6
700mm	7
800mm	8
900mm	9

LED color temperature		Code Y
2700 K, CRI > 80	Warm white	2
3000 K, CRI > 80	Warm white	3
4000 K, CRI > 80	Natural white	4
5000 K, CRI > 80	Cool white	5
2700 K, CRI > 90	Warm white	6
3000 K, CR l> 90	Warm white	7
4000 K, CRI > 90	Natural white	8
5000 K, CRI > 90	Natural white	9

Rod length	Code W
100mm	1
200mm	2
300mm	3
400mm	4
500mm	5
600mm	6
700mm	7
800mm	8
900mm	9

48 V track to be ordered separately. See page 228.



APOLLO

With its wide area of illuminated circular surface and indirect lighting, the Apollo delivers homogeneous illumination and a pleasant atmosphere. Being available in various dimensions, it offers you several possibilities when applying the same luminaire's family within a project. The Apollo is a versatile solution for offices, lobbies, foyers, lounges, reception areas and other spacious ambiances, adding character and enhancing the room.

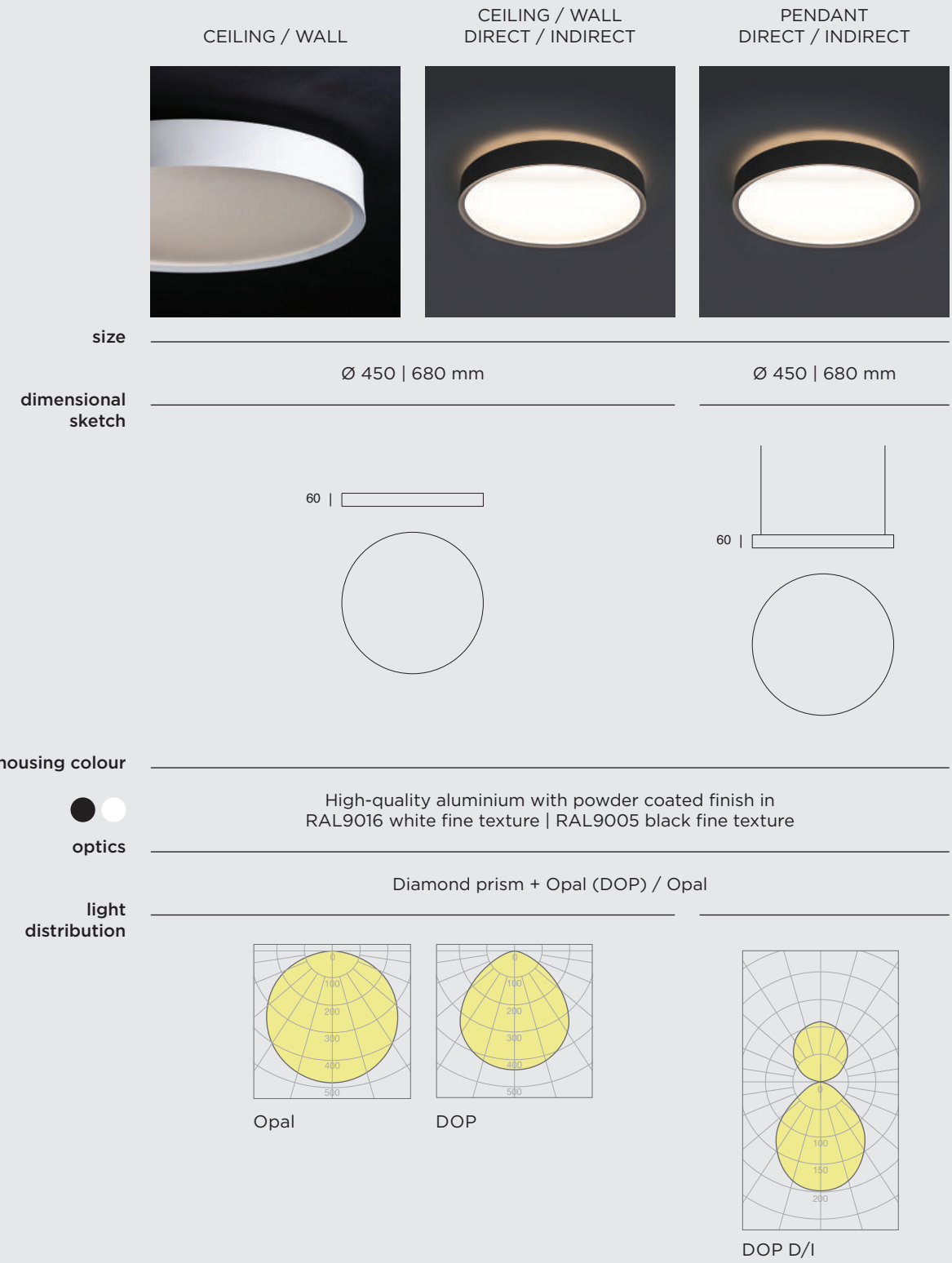


Features

- 2700 / 3000 / 4000 / 5000 K
- CRI > 80 / CRI > 90
- MacAdam Step 3
- L80 B20 at 100.000 h, Ta=25 °C ambient temperature

Options

- Presence and light sensor



APOLLO Ceiling



Order code	Description	Diameter (mm)	System power (W)	Light output (lm)	Weight (kg)
AP45C0Z0000LY0Q0	APOLLO C 450 LP FO	450	18	1796	4
AP45C0Z0000LY1Q0	APOLLO C 450 LP DALI	450	19	1796	4
AP65C0Z0000LY0Q0	APOLLO C 680 LP FO	680	40	3992	7
AP65C0Z0000LY1Q0	APOLLO C 680 LP DALI	680	41	3992	7
AP45C0Z0000EY0Q0	APOLLO C 450 HE FO	450	26	2595	4
AP45C0Z0000EY1Q0	APOLLO C 450 HE DALI	450	27	2595	4
AP65C0Z0000EY0Q0	APOLLO C 680 HE FO	680	57	5689	7
AP65C0Z0000EY1Q0	APOLLO C 680 HE DALI	680	58	5689	7
AP45C0Z0000OY0Q0	APOLLO C 450 HO FO	450	36	3593	4
AP45C0Z0000OY1Q0	APOLLO C 450 HO DALI	450	37	3593	4
AP65C0Z0000OY0Q0	APOLLO C 680 HO FO	680	80	7984	7
AP65C0Z0000OY1Q0	APOLLO C 680 HO DALI	680	81	7984	7

APOLLO Ceiling D/I



Order code	Description	Diameter (mm)	System power (W)	Light output (lm)	Weight (kg)
AP45D0Z0000LY0Q0	APOLLO CDI 450 LP FO	450	18	1796	4
AP45D0Z0000LY1Q0	APOLLO CDI 450 LP DALI	450	19	1796	4
AP65D0Z0000LY0Q0	APOLLO CDI 680 LP FO	680	40	3992	7
AP65D0Z0000LY1Q0	APOLLO CDI 680 LP DALI	680	41	3992	7
AP45D0Z0000EY0Q0	APOLLO CDI 450 HE FO	450	26	2595	4
AP45D0Z0000EY1Q0	APOLLO CDI 450 HE DALI	450	27	2595	4
AP65D0Z0000EY0Q0	APOLLO CDI 680 HE FO	680	57	5689	7
AP65D0Z0000EY1Q0	APOLLO CDI 680 HE DALI	680	58	5689	7
AP45D0Z0000OY0Q0	APOLLO CDI 450 HO FO	450	36	3593	4
AP45D0Z0000OY1Q0	APOLLO CDI 450 HO DALI	450	37	3593	4
AP65D0Z0000OY0Q0	APOLLO CDI 680 HO FO	680	80	7984	7
AP65D0Z0000OY1Q0	APOLLO CDI 680 HO DALI	680	81	7984	7



Go to product configurator

Optic	Code Z
OP Opal	O
DOP Diamond prism + Opal	P
LED color temperature	Code Y
2700 K, CRI > 80 Warm white	2
3000 K, CRI > 80 Warm white	3
4000 K, CRI > 80 Natural white	4
5000 K, CRI > 80 Cool white	5
2700 K, CRI > 90 Warm white	6
3000 K, CRI > 90 Warm white	7
4000 K, CRI > 90 Natural white	8
5000 K, CRI > 90 Natural white	9
Housing Color	Code Q
White RAL9016 fine texture	1
Black RAL9005 fine texture	2

APOLLO Pendant



Optic	Code Z
OP Opal	O
DOP Diamond prism + Opal	P
LED color temperature	Code Y
2700 K, CRI > 80 Warm white	2
3000 K, CRI > 80 Warm white	3
4000 K, CRI > 80 Natural white	4
5000 K, CRI > 80 Cool white	5
2700 K, CRI > 90 Warm white	6
3000 K, CRI > 90 Warm white	7
4000 K, CRI > 90 Natural white	8
5000 K, CRI > 90 Natural white	9
Housing Color	Code Q
White RAL9016 fine texture	1
Black RAL9005 fine texture	2

Order code	Description	Diameter (mm)	System power (W)	Light output (lm)	Weight (kg)
AP45P0Z0000LY0Q0	APOLLO P 450 LP FO	450	18	1796	4
AP45P0Z0000LY1Q0	APOLLO P 450 LP DALI	450	19	1796	4
AP65P0Z0000LY0Q0	APOLLO P 680 LP FO	680	40	3992	7
AP65P0Z0000LY1Q0	APOLLO P 680 LP DALI	680	41	3992	7
AP45P0Z0000EY0Q0	APOLLO P 450 HE FO	450	26	2595	4
AP45P0Z0000EY1Q0	APOLLO P 450 HE DALI	450	27	2595	4
AP65P0Z0000EY0Q0	APOLLO P 680 HE FO	680	57	5689	7
AP65P0Z0000EY1Q0	APOLLO P 680 HE DALI	680	58	5689	7
AP45P0Z0000OY0Q0	APOLLO P 450 HO FO	450	36	3593	4
AP45P0Z0000OY1Q0	APOLLO P 450 HO DALI	450	37	3593	4
AP65P0Z0000OY0Q0	APOLLO P 680 HO FO	680	80	7984	7
AP65P0Z0000OY1Q0	APOLLO P 680 HO DALI	680	81	7984	7

APOLLO Pendant D/I



Order code	Description	Diameter (mm)	System power (W)	Light output (lm)	Weight (kg)
AP45I0Z0000LY0Q0	APOLLO PDI 450 LP FO	450	27	2560	4
AP45I0Z0000LY1Q0	APOLLO PDI 450 LP DALI	450	28	2560	4
AP65I0Z0000LY0Q0	APOLLO PDI 680 LP FO	680	53	5024	7
AP65I0Z0000LY1Q0	APOLLO PDI 680 LP DALI	680	54	5024	7
AP45I0Z0000EY0Q0	APOLLO PDI 450 HE FO	450	38	3602	4
AP45I0Z0000EY1Q0	APOLLO PDI 450 HE DALI	450	39	3602	4
AP65I0Z0000EY0Q0	APOLLO PDI 680 HE FO	680	76	7205	7
AP65I0Z0000EY1Q0	APOLLO PDI 680 HE DALI	680	77	7205	7
AP45I0Z0000OY0Q0	APOLLO PDI 450 HO FO	450	53	5024	4
AP45I0Z0000OY1Q0	APOLLO PDI 450 HO DALI	450	54	5024	4
AP65I0Z0000OY0Q0	APOLLO PDI 680 HO FO	680	106	10049	7
AP65I0Z0000OY1Q0	APOLLO PDI 680 HO DALI	680	108	10049	7



From transparency
to homogenous
light.

EOS Circular is defined by a slim frame around a transparent panel which makes the luminaire an elegant and unobtrusive element in the room. When switched on, the luminaire changes its form and creates the perception of pleasant circular light hanging in the air.

EOS CIRCULAR

darc awards
ARCHITECTURAL
SHORTLISTED





Slim design

High quality lighting

A combination of pleasant and comfortable atmosphere from indirect lighting and the efficiency of direct lighting. Emitting light both up to the ceiling and down to the workspace, it diminishes glare and delivers a high level of visual comfort. Light intensity can be dimmed via the DALI.

Features

- 3500 - 10000 lm
- 39 - 140 W
- 2700 / 3000 / 4000 K
- CRI > 80 / CRI > 90
- MacAdam Step 3
- UGR < 19
- L80 B20 at 100.000 h, Ta=25 °C ambient temperature

Options

- Coloured detail in the housing in black, white or red



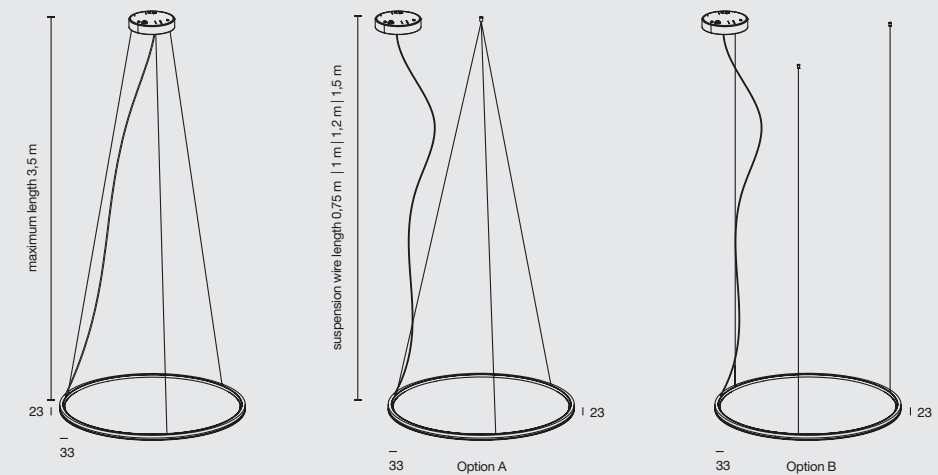
PENDANT



size

Ø 470 | 560 | 650 | 740 | 825 | 1000 | 1200 | 1500 | 1800 | 2000 mm

suspension options



Standard suspension kit

Optional suspension kit A

Optional suspension kit B
(more rosettes required for rings larger than 825 mm)

housing colour

● High-quality aluminium with powder coated finish in RAL9016 white fine texture | RAL9005 black fine texture

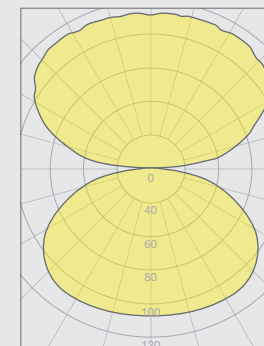
ring colour

● white | black | red

optics

Transparent high-quality PMMA prismatic sheet for better light distribution

light distribution





Go to product configurator

EOS Circular



Order code	Description	System power (W)	Direct light output (lm)	Indirect light output (lm)	Weight (kg)
EOS SKY					
EC01S0000X0YQ0	EOS C 470 SKY	39	1651	1983	5,1
EC02S0000X0YQ0	EOS C 560 SKY	48	1980	2379	5,6
EC03S0000X0YQ0	EOS C 650 SKY	55	2311	2777	6,2
EC04S0000X0YQ0	EOS C 740 SKY	62	2642	3173	6,7
EC05S0000X0YQ0	EOS C 825 SKY	70	2972	3570	7,3
EC06S0000X0YQ0	EOS C 1000 SKY	70	2833	3404	9,6
EC07S0000X0YQ0	EOS C 1200 SKY	82	3274	3933	13,5
EC08S0000X0YQ0	EOS C 1500 SKY	107	4136	4968	17
EC09S0000X0YQ0	EOS C 1800 SKY	126	4694	5638	21,5
EC0AS0000X0YQ0	EOS C 2000 SKY	138	5037	6051	26

LED color temperature		Code X
2700 K	Warm white	2
3000 K	Warm white	3
4000 K	Natural white	4
5000 K	Cool white	5
Housing color		Code Y
White	RAL 9016 fine texture	1
Black	RAL 9005 fine textured	2
Ring Color		Code Q
White		1
Black		2
Red		3

Rosette with standard suspension kit

Order code	Description
EOS Rosette with adjustable suspension kit	
ECR00000E00100	EOS C ROSETTE WHITE WITH ADJ. SUSP KIT
ECR00000E00200	EOS C ROSETTE BLACK WITH ADJ. SUSP KIT
ECR00000E01100	EOS C ROSETTE DALI WHITE WITH ADJ. SUSP KIT
ECR00000E01200	EOS C ROSETTE DALI BLACK WITH ADJ. SUSP KIT
ECR00000E0C100	EOS C ROSETTE CASAMBI WHITE WITH ADJ. SUSP KIT
ECR00000E0C200	EOS C ROSETTE CASAMBI BLACK WITH ADJ. SUSP KIT

How to order?

Choose:

| 1 | luminaire + rosette with standard suspension kit
 | 2 | luminaire + rosette + Option A or Option B suspension kit*

*Number of rosettes required:
 < 825 mm = 1 rosettes
 < 1500 mm = 2 rosettes
 < 2000 mm = 3 rosettes

Optional

Order code	Description
EOS Rosette	
ECR00100E00100	EOS C ROSETTE WHITE
ECR00100E00200	EOS C ROSETTE BLACK
ECR00100E01100	EOS C ROSETTE DALI WHITE
ECR00100E01200	EOS C ROSETTE DALI BLACK
ECR00100E0C100	EOS C ROSETTE CASAMBI WHITE
ECR00100E0C200	EOS C ROSETTE CASAMBI BLACK
Order code	Description
EOS Optional suspension kit	
OPTION A	
1MEOC0P007	EOS Triple ceiling attachment 1,5m
1MEOC0P008	EOS Triple ceiling attachment 1,2m
1MEOC0P009	EOS Triple ceiling attachment 1,0m
1MEOC0P012	EOS Triple ceiling attachment 0,75m
OPTION B	
1MECC10035	EOS C single adj. pendant kit 3,5m



Minimalism.
Style.
High visual
comfort.

EOS

The luminaire that makes your office a place of comfort and gives a stylish touch to your interior. Emitting light both up to the ceiling and down to the workspace, it supplies homogenous glare-free light and a maximum level of visual comfort. It is the perfect fixture for conference rooms, open offices, lobbies, and other environments where you want to make an impact.

Characterized by a slim frame around a transparent panel, the EOS Sky does not impose on the architecture of the room, but adds elegance. When switched on, it creates the perception of a pleasant homogenous light floating in the air. Lighting intensity can be dimmed via the DALI.





PENDANT



Features

- 2700 / 3000 / 4000 K
- CRI > 80 / CRI > 90
- MacAdam Step 3
- L80 B20 at 100.000 h, Ta=25 °C ambient temperature
- Standard suspension kit: 1,5 m
- Standard power cable: 2 m

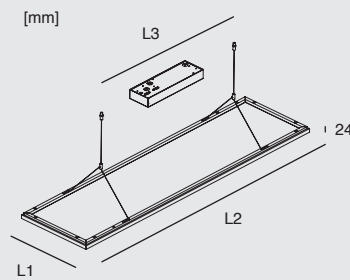
Options



size

1200x300 | 1200x450 | 1500x300 | 1500x450 mm

dimensional sketch



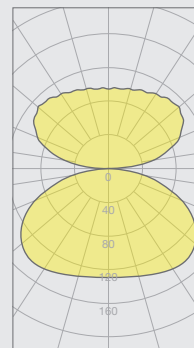
housing colour

- High-quality aluminium with powder coated finish in RAL9016 white fine texture | RAL9005 black fine texture

optics

Transparent high-quality PMMA prismatic sheet for better light distribution

light distribution



Slim design





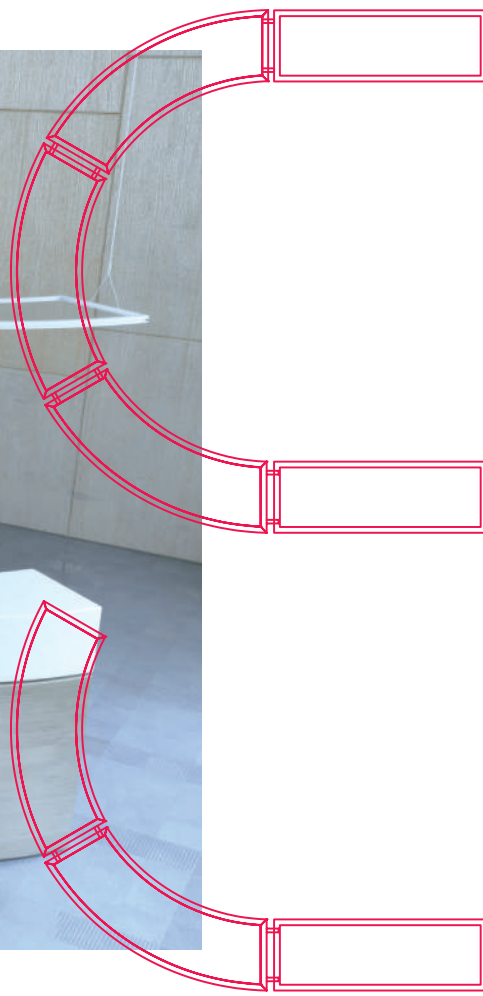
Go to product configurator

EOS Sky

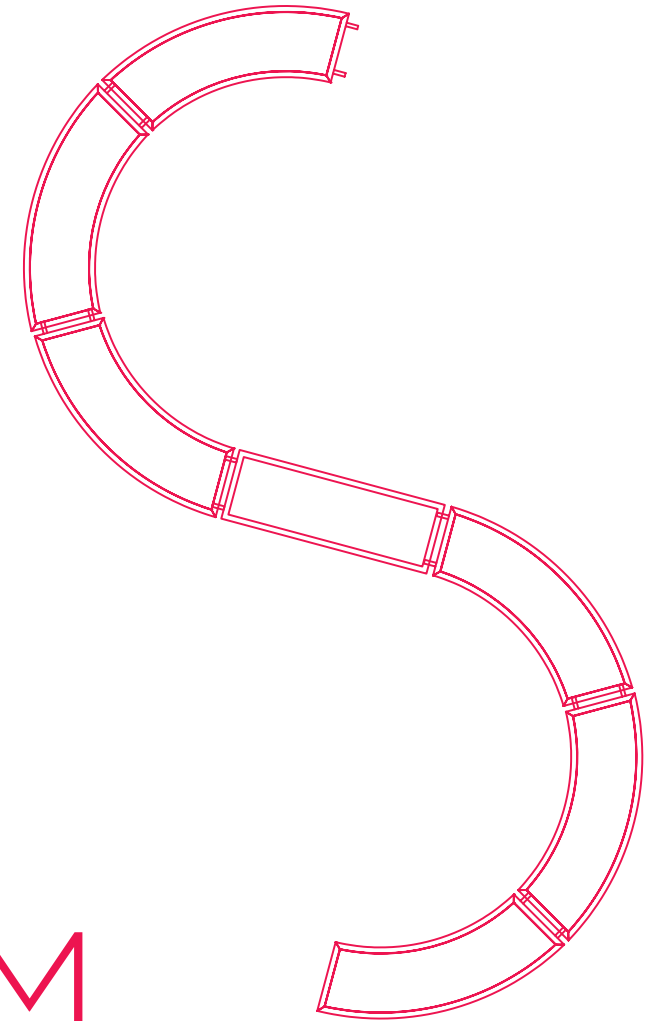
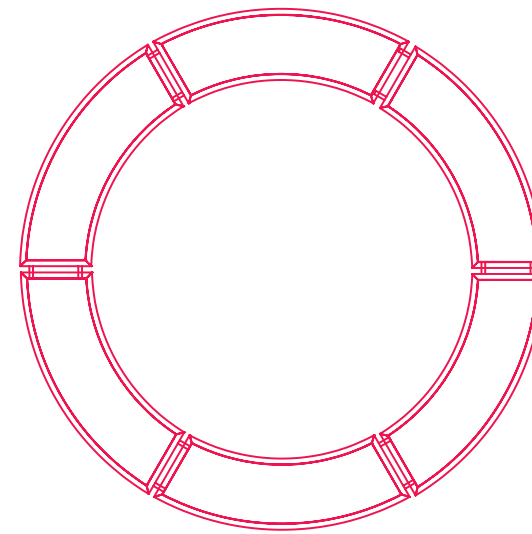


Order code	Description	System power (W)	Direct light output (lm)	Indirect light output (lm)	Weight (kg)
EOS SKY					
EO12030SEY00X0	EOS SKY 1200x300	58	2634	2243	4,6
EO12030SEY01X0	EOS SKY 1200x300 DALI	59	2634	2243	4,6
EO12030SEY0CX0	EOS SKY 1200x300 CASAMBI	59	2634	2243	4,6
EO12040SEY00X0	EOS SKY 1200x450	58	2634	2243	5,6
EO12040SEY01X0	EOS SKY 1200x450 DALI	59	2634	2243	5,6
EO12040SEY0CX0	EOS SKY 1200x450 CASAMBI	59	2634	2243	5,6
EO15030SEY00X0	EOS SKY 1500x300	64	2912	2480	6,3
EO15030SEY01X0	EOS SKY 1500x300 DALI	65	2912	2480	6,3
EO15030SEY0CX0	EOS SKY 1500x300 CASAMBI	65	2912	2480	6,3
EO15040SEY00X0	EOS SKY 1500x450	64	2912	2480	7,4
EO15040SEY01X0	EOS SKY 1500x450 DALI	65	2912	2480	7,4
EO15040SEY0CX0	EOS SKY 1500x450 CASAMBI	65	2912	2480	7,4

L1	L2	L3
315	1155	600
465	1435	1200
LED color temperature		Code Y
2700 K	Warm white	2
3000 K	Warm white	3
4000 K	Natural white	4
5000 K	Cool white	5
Housing Color		Code X
White	RAL9016 fine texture	1
Black	RAL9005 fine texture	2



Pendant modular
system for special
applications



SYSTEM

A perfect balance between decorative and functional lighting, a fixture that enhances the mood and modern feel of every lighting area in an office building, hotel foyer, conference room, entrance or corridor.






Features

- 2700 / 3000 / 4000 K
- CRI > 80 / CRI > 90
- MacAdam Step 3
- L80 B20 at 100.000 h, Ta=25 °C ambient temperature
- Standard suspension kit: 1,5 m
- Standard power cable: 2 m

Options



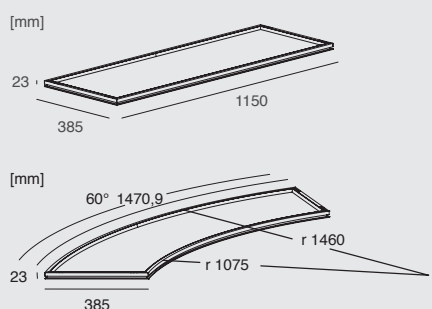
PENDANT



size

rectangular: 1150x385 mm
Curve Ø: outside curve dimension R730x60 °

dimensional sketch



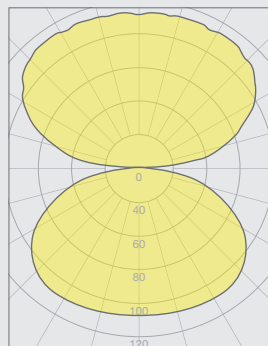
housing colour

● ● High-quality aluminium with powder coated finish in RAL9016 white fine texture | RAL9005 black fine texture

optics

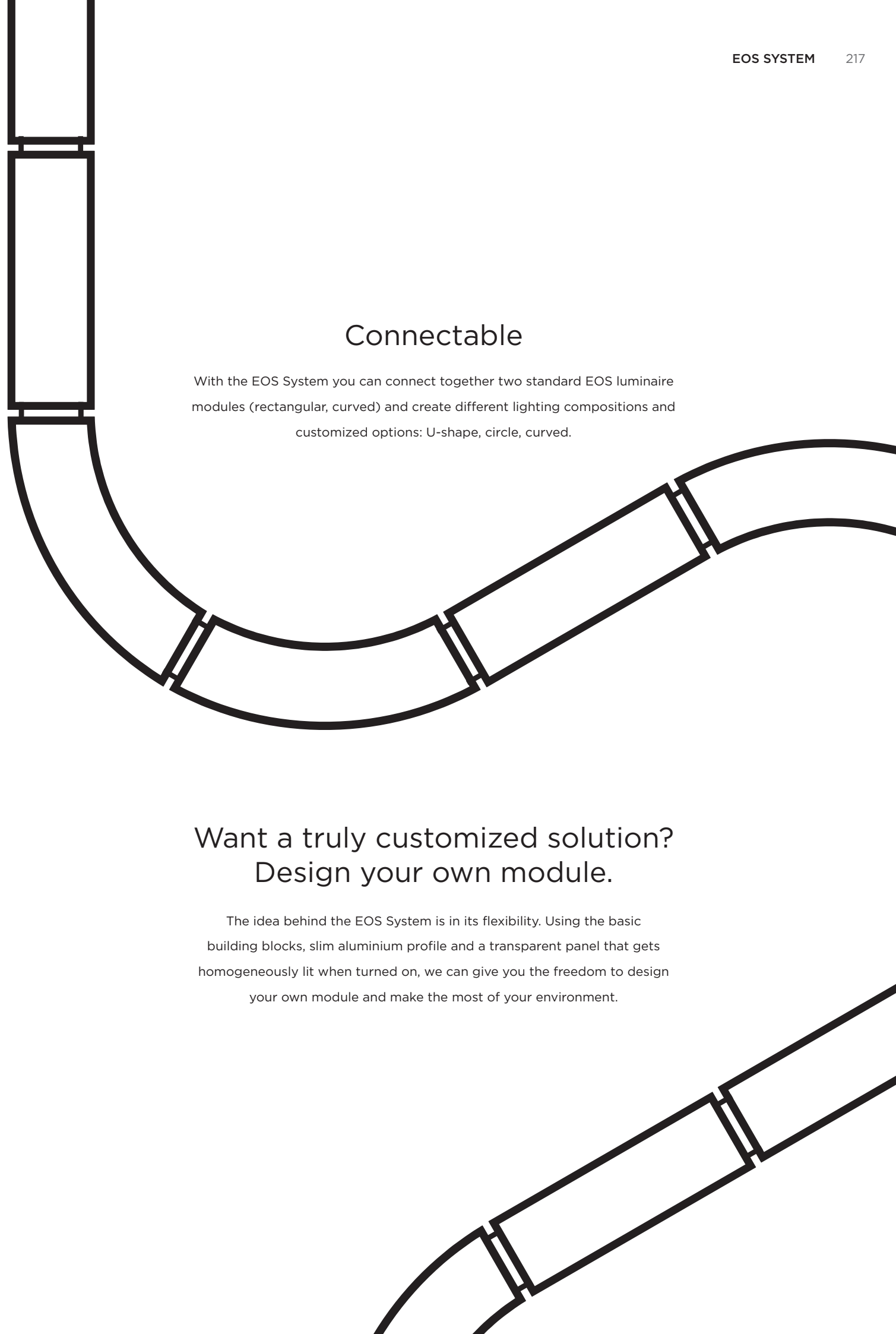
Transparent high-quality PMMA prismatic sheet for better light distribution

light distribution



Connectable

With the EOS System you can connect together two standard EOS luminaire modules (rectangular, curved) and create different lighting compositions and customized options: U-shape, circle, curved.



Want a truly customized solution? Design your own module.

The idea behind the EOS System is in its flexibility. Using the basic building blocks, slim aluminium profile and a transparent panel that gets homogeneously lit when turned on, we can give you the freedom to design your own module and make the most of your environment.

EOS System Modules



Go to product configurator

Order code	Description	System power (W)	Direct light output (lm)	Indirect light output (lm)	Weight (kg)
EOS SKY					
ES4SRQ1Y01	EOS SYS Rectangular 1200 DALI	70	2972	3570	7,5
ES5SCQ1Y61	EOS SYS Circle 1500 60 degree DALI	70	2642	3173	7,5

LED color temperature		Code Q
2700 K	Warm white	2
3000 K	Warm white	3
4000 K	Natural white	4
5000 K	Cool white	5
Housing color		Code Y
White	RAL 9016 fine texture	1
Black	RAL 9005 fine texture	2





ARUN



Light that supports performance and well-being

The ARUN LED recessed luminaire is an ACTIVE lighting solution producing biologically effective light. Thanks to the Tunable White option, it not only has a strong positive affect on the human biorhythm, health and sleeping quality, but also influences effectiveness and concentration at work. It is the perfect solution for places with suspended ceilings.






For suspended ceilings with grids

- Matches the most common sizes of ceiling tiles
- There is no extra cutting needed – just remove a tile and replace it with an ARUN light


On request



Wieland plug



Wago winsta



Linect® plug system



Features

- 2700 / 3000 / 4000 / 5000 K or TW 2700 - 5000 K
- CRI > 80 / CRI > 90 / CRI > 95
- MacAdam Step 3
- L80 B20 at 100.000 h, Ta=25 °C ambient temperature
- UGR < 19

Options

- EM 1 h or EM 3 h
- ARUN IP with tempered glass
- ARUN Spectra (CRI > 95)



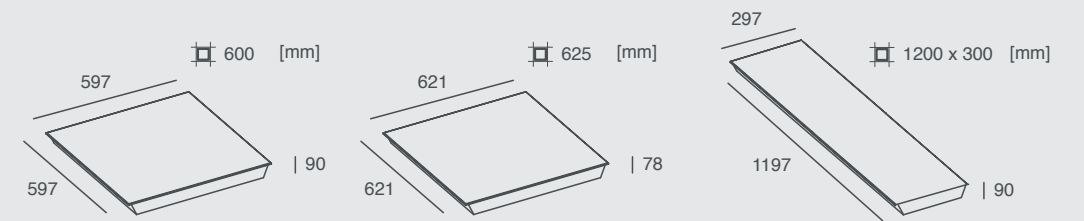
RECESSED T-BAR



size

600x600 | 620x620 | 1200x300 mm

dimensional sketch



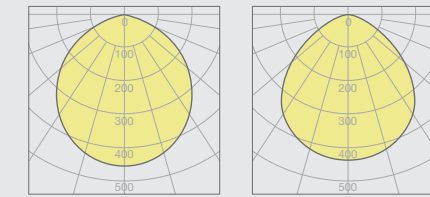
housing colour

Sheet-steel housing powder coated matt white RAL 9003

optics

Diamond prism + Opal (DOP) | opal PMMA

light distribution



OP

DOP



Go to product configurator

ARUN 600x600



Order code	DesCRIPTION	System power (W)	Light output (lm)	Weight (kg)
ARUN 600x600 Low Power				
AR1OLY0B01	ARUN 600x600 LP FO OP	25	2905	5,3
AR1OLY0B02	ARUN 600x600 LP DALI OP	26	2905	5,3
AR1OLY0B03	ARUN 600x600 LP FO DOP	25	2838	5,3
AR1OLY0B04	ARUN 600x600 LP DALI DOP	26	2838	5,3
ARUN 600x600 High Efficiency				
AR1OEY0B01	ARUN 600x600 HE FO OP	35	3910	5,3
AR1OEY1B01	ARUN 600x600 HE DALI OP	36	3910	5,3
AR1PEY0B01	ARUN 600x600 HE FO DOP	35	3825	5,3
AR1PEY1B01	ARUN 600x600 HE DALI DOP	36	3825	5,3
ARUN 600x600 High Output				
AR1OOY0B01	ARUN 600x600 HO FO OP	46	4692	5,3
AR1OOY1B01	ARUN 600x600 HO DALI OP	47	4692	5,3
AR1POY0B01	ARUN 600x600 HO FO DOP	46	4612	5,3
AR1POY1B01	ARUN 600x600 HO DALI DOP	47	4612	5,3
ARUN 600x600 Super High Output				
AR1OSY0B01	ARUN 600x600 SHO FO OP	55	5445	5,3
AR1OSY1B01	ARUN 600x600 SHO DALI OP	56	5544	5,3
AR1PSY3B01	ARUN 600x600 SHO FO DOP	55	5410	5,3
AR1PSY4001	ARUN 600x600 SHO DALI DOP	56	5410	5,3

Optic		Code X
DPR	Diamond prism (6000/5080lm)	D
OP	Opal (5100/4300lm)	O
DOP	Diamond prism + opal (5440/4650lm)	P
LED color temperature		Code Y
2700 K, CRI > 80	Warm white	2
3000 K, CRI > 80	Warm white	3
4000 K, CRI > 80	Natural white	4
5000 K, CRI > 80	Cool white	5
2700 - 5000 K, CRI > 80	TW	D
2700 K, CRI > 90	Warm white	6
3000 K, CRI > 90	Warm white	7
4000 K, CRI > 90	Natural white	8
5000 K, CRI > 90	Natural white	9
2700 - 5000 K, CRI > 90	TW	T
ARUN SPECTRA - SUNLIKE LEDs		
LED color temperature		Code Y
2700K, CRI > 95	Warm white	H
3000K, CRI > 95	Warm white	G
4000K, CRI > 95	Natural white	E
5000K, CRI > 95	Cool white	C
2700K - 5000 K	Sunlike Tunable white	S

ARUN 1200x300



Order code	DesCRIPTION	System power (W)	Light output (lm)	Weight (kg)
ARUN 1200x300 High Efficiency				
AR2XEY0001	ARUN 1200x300 HE	44	5080	5,3
AR2XEY1001	ARUN 1200x300 HE DALI	45	5080	5,3
AR2XEY3001	ARUN 1200x300 HE EM 1h	46	5080	5,5
AR2XEY4001	ARUN 1200x300 HE DALI EM 1h	47	5080	5,5
AR2XEY3002	ARUN 1200x300 HE EM 3h	46	5080	5,6
AR2XEY4002	ARUN 1200x300 HE DALI EM 3h	47	5080	5,6
ARUN 1200x300 High Output				
AR2XOY0001	ARUN 1200x300 HO	54	6000	5,3
AR2XOY1001	ARUN 1200x300 HO DALI	55	6000	5,3
AR2XOY3001	ARUN 1200x300 HO EM 1h	56	6000	5,5
AR2XOY4001	ARUN 1200x300 HO DALI EM 1h	57	6000	5,5
AR2XOY3002	ARUN 1200x300 HO EM 3h	56	6000	5,6
AR2XOY4002	ARUN 1200x300 HO DALI EM 3h	57	6000	5,6


Optic		Code X
DPR	Diamond prism (6000/5080lm)	D
OP	Opal (5100/4300lm)	O
DOP	Diamond prism + opal (5440/4650lm)	P
LED color temperature		Code Y
2700 K, CRI > 80	Warm white	2
3000 K, CRI > 80	Warm white	3
4000 K, CRI > 80	Natural white	4
5000 K, CRI > 80	Cool white	5
2700 - 5000 K, CRI > 80	TW	D
2700 K, CRI > 90	Warm white	6
3000 K, CRI > 90	Warm white	7
4000 K, CRI > 90	Natural white	8
5000 K, CRI > 90	Natural white	9
2700 - 5000 K, CRI > 90	TW	T
ARUN SPECTRA - SUNLIKE LEDs		
LED color temperature		Code Y
2700K, CRI > 95	Warm white	H
3000K, CRI > 95	Warm white	G
4000K, CRI > 95	Natural white	E
5000K, CRI > 95	Cool white	C
2700K - 5000K	Sunlike Tunable white	S

ARUN 625x625

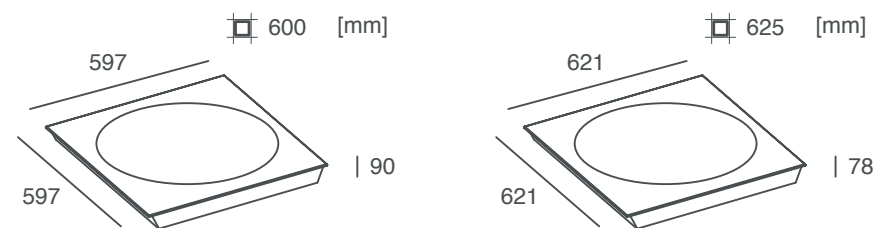


Order code	DesCRIPTION	System power (W)	Light output (lm)	Weight (kg)
ARUN 625x625 High Efficiency				
AR4XEY0001	ARUN 625x625 HE	44	5080	5,6
AR4XEY1001	ARUN 625x625 HE DALI	45	5080	5,6
AR4XEY3001	ARUN 625x625 HE EM 1h	46	5080	5,7
AR4XEY4001	ARUN 625x625 HE DALI EM 1h	47	5080	5,7
AR4XEY3002	ARUN 625x625 HE EM 3h	46	5080	5,8
AR4XEY4002	ARUN 625x625 HE DALI EM 3h	47	5080	5,8
ARUN 625x625 High Output				
AR4XOY0001	ARUN 625x625 HO	54	6000	5,6
AR4XOY1001	ARUN 625x625 HO DALI	55	6000	5,6
AR4XOY3001	ARUN 625x625 HO EM 1h	56	6000	5,7
AR4XOY4001	ARUN 625x625 HO DALI EM 1h	57	6000	5,7
AR4XOY3002	ARUN 625x625 HO EM 3h	56	6000	5,8
AR4XOY4002	ARUN 625x625 HO DALI EM 3h	57	6000	5,8

ARUN CIRCULAR



dimensional sketch



ARUN Circular 600x600

LED color temperature		Code Y
2700 K, CRI > 80	Warm white	2
3000 K, CRI > 80	Warm white	3
4000 K, CRI > 80	Natural white	4
5000 K, CRI > 80	Cool white	5
2700 K, CRI > 90	Warm white	6
3000 K, CRI > 90	Warm white	7
4000 K, CRI > 90	Natural white	8
5000 K, CRI > 90	Natural white	9
2700 K - 5000 K	Tunable white	D

Order code	DesCRIPTION	System power (W)	Light output (lm)	Weight (kg)
ARUN 600x600 High Efficiency				
AR1CEY0001	ARUN C 600x600 HE	44	3720	5,3
AR1CEY1001	ARUN C 600x600 HE DALI	45	3720	5,3
AR1CEY3001	ARUN C 600x600 HE EM 1h	46	3720	5,5
AR1CEY4001	ARUN C 600x600 HE DALI EM 1h	47	3720	5,5
AR1CEY3002	ARUN C 600x600 HE EM 3h	46	3720	5,6
AR1CEY4002	ARUN C 600x600 HE DALI EM 3h	47	3720	5,6
ARUN 600x600 High Output				
AR1COY0001	ARUN C 600x600 HO	54	4368	5,3
AR1COY1001	ARUN C 600x600 HO DALI	55	4368	5,3
AR1COY3001	ARUN C 600x600 HO EM 1h	56	4368	5,5
AR1COY4001	ARUN C 600x600 HO DALI EM 1h	57	4368	5,5
AR1COY3002	ARUN C 600x600 HO EM 3h	56	4368	5,6
AR1COY4002	ARUN C 600x600 HO DALI EM 3h	57	4368	5,6



ARUN Circular 625x625

Order code	DesCRIPTION	System power (W)	Light output (lm)	Weight (kg)
ARUN 625x625 High Efficiency				
AR4CEY0001	ARUN C 625x625 HE	44	3720	5,6
AR4CEY1001	ARUN C 625x625 HE DALI	45	3720	5,6
AR4CEY3001	ARUN C 625x625 HE EM 1h	46	3720	5,7
AR4CEY4001	ARUN C 625x625 HE DALI EM 1h	47	3720	5,7
AR4CEY3002	ARUN C 625x625 HE EM 3h	46	3720	5,8
AR4CEY4002	ARUN C 625x625 HE DALI EM 3h	47	3720	5,8
ARUN 625x625 High Output				
AR4COY0001	ARUN C 625x625 HO	54	4368	5,6
AR4COY1001	ARUN C 625x625 HO DALI	55	4368	5,6
AR4COY3001	ARUN C 625x625 HO EM 1h	56	4368	5,7
AR4COY4001	ARUN C 625x625 HO DALI EM 1h	57	4368	5,7
AR4COY3002	ARUN C 625x625 HO EM 3h	56	4368	5,8
AR4COY4002	ARUN C 625x625 HO DALI EM 3h	57	4368	5,8





ALVA



A premium lighting environment for sustainable offices

The ALVA represents a smart combination of design and technology achieving the best possible light quality even when illuminating the most demanding lighting areas. Its slim design makes it an ideal solution for tight ceiling conditions and the perfect option to expose the place's architecture. It can be the ultimate lighting solution for your offices.






For suspended ceilings with grids

- Matches the most common sizes of ceiling tiles
- There is no extra cutting needed – just remove a tile and replace it with an ARUN light


On request



Wieland plug




Wago winsta



Linect® plug system



Smooth transition of light



FMD difuser

Features

- 2700 / 3000 / 4000 / 5000 K
- CRI > 80 / CRI > 90
- MacAdam Step 3
- UGR < 19
- L80 B20 at 100.000 h, Ta=25 °C ambient temperature
- SMD LED > 160 lm/W

Options

- EM 1 h or EM 3 h
- SNSR: light and presence sensor unit with 6 predefined operating modes and tuning possibilities



RECESSED



SEMI-RECESSED



CEILING



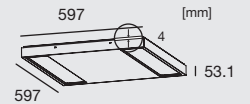
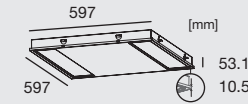
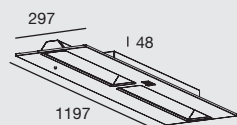
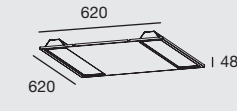
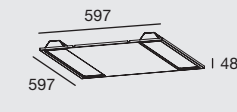
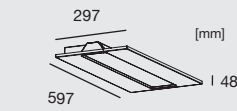
size

300x600 | 600x600 | 625x625 | 1200x300 mm

600x600 mm

600x600 mm

dimensional sketch



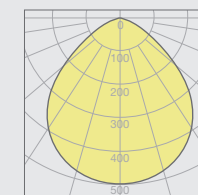
housing colour

Sheet-steel housing with rounded corners; powder coated matt white RAL 9003

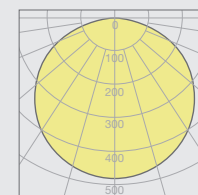
optics

Fine prismatic PMMA (FPR) | opal PMMA | Fine prismatic with microstructured foil (FMD)

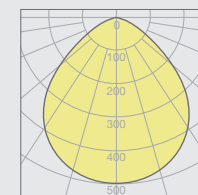
light distribution



FPR



OP



FMD



Go to product configurator

ALVA 300x600



Order code	Description	System power (W)	Light output (lm)	Weight (kg)
ALVA 600x600 High Efficiency				
AL0X3Y0001	ALVA 300x600 HE	18	2091	4,1
AL0X3Y1001	ALVA 300x600 HE DALI	19	2091	4,1
AL0X3Y3001	ALVA 300x600 HE EM 1h	20	2091	4,2
AL0X3Y4001	ALVA 300x600 HE DALI EM 1h	21	2091	4,2
AL0X3Y3002	ALVA 300x600 HE EM 3h	20	2091	4,3
AL0X3Y4002	ALVA 300x600 HE DALI EM 3h	21	2091	4,3
AL0X3Y5001	ALVA 300x600 HE SNSR	20	2091	4,2
ALVA 600x600 High Output				
AL0X4Y0001	ALVA 300x600 HO	23	2484	4,1
AL0X4Y1001	ALVA 300x600 HO DALI	24	2484	4,1
AL0X4Y3001	ALVA 300x600 HO EM 1h	25	2484	4,2
AL0X4Y4001	ALVA 300x600 HO DALI EM 1h	26	2484	4,2
AL0X4Y3002	ALVA 300x600 HO EM 3h	25	2484	4,3
AL0X4Y4002	ALVA 300x600 HO DALI EM 3h	26	2484	4,3
AL0X4Y5001	ALVA 300x600 HO SNSR	25	2484	4,2

Optic		Code X
FPR	Fine Prism	F
OP	Opal	O
FMD	Fine micro diffusion	M
LED color temperature		Code Y
2700 K, CRI > 80	Warm white	2
3000 K, CRI > 80	Warm white	3
4000 K, CRI > 80	Natural white	4
5000 K, CRI > 80	Cool white	5
2700 K, CRI > 90	Warm white	6
3000 K, CRI > 90	Warm white	7
4000 K, CRI > 90	Natural white	8
5000 K, CRI > 90	Natural white	9

ALVA 600x600



Order code	Description	System power (W)	Light output (lm)	Weight (kg)
ALVA 600x600 High Efficiency				
AL1X3Y0001	ALVA 600x600 HE	37	4182	5,7
AL1X3Y1001	ALVA 600x600 HE DALI	38	4182	5,7
AL1X3Y3001	ALVA 600x600 HE EM 1h	39	4182	5,9
AL1X3Y4001	ALVA 600x600 HE DALI EM 1h	40	4182	5,9
AL1X3Y3002	ALVA 600x600 HE EM 3h	39	4182	6,0
AL1X3Y4002	ALVA 600x600 HE DALI EM 3h	40	4182	6,0
AL1X3Y5001	ALVA 600x600 HE SNSR	39	4182	5,8
ALVA 600x600 High Output				
AL1X4Y0001	ALVA 600x600 HO	46	4968	5,7
AL1X4Y1001	ALVA 600x600 HO DALI	47	4968	5,7
AL1X4Y3001	ALVA 600x600 HO EM 1h	48	4968	5,9
AL1X4Y4001	ALVA 600x600 HO DALI EM 1h	49	4968	5,9
AL1X4Y3002	ALVA 600x600 HO EM 3h	48	4968	6,0
AL1X4Y4002	ALVA 600x600 HO DALI EM 3h	49	4968	6,0
AL1X4Y5001	ALVA 600x600 HO SNSR	48	4968	5,8

ALVA 625x625



Optic		Code X
FPR	Fine Prism	F
OP	Opal	O
FMD	Fine micro diffusion	M
LED color temperature		Code Y
2700 K, CRI > 80	Warm white	2
3000 K, CRI > 80	Warm white	3
4000 K, CRI > 80	Natural white	4
5000 K, CRI > 80	Cool white	5
2700 K, CRI > 90	Warm white	6
3000 K, CRI > 90	Warm white	7
4000 K, CRI > 90	Natural white	8
5000 K, CRI > 90	Natural white	9

Order code	Description	System power (W)	Light output (lm)	Weight (kg)
ALVA 625x625 High Efficiency				
AL3X3Y0001	ALVA 625x625 HE	37	4182	5,9
AL3X3Y1001	ALVA 625x625 HE DALI	38	4182	5,9
AL3X3Y3001	ALVA 625x625 HE EM 1h	39	4182	6,1
AL3X3Y4001	ALVA 625x625 HE DALI EM 1h	40	4182	6,1
AL3X3Y3002	ALVA 625x625 HE EM 3h	39	4182	6,2
AL3X3Y4002	ALVA 625x625 HE DALI EM 3h	40	4182	6,2
AL3X3Y5001	ALVA 625x625 HE SNSR	39	4182	6
ALVA 625x625 High Output				
AL3X4Y0001	ALVA 625x625 HO	46	4968	5,9
AL3X4Y1001	ALVA 625x625 HO DALI	47	4968	5,9
AL3X4Y3001	ALVA 625x625 HO EM 1h	48	4968	6,1
AL3X4Y4001	ALVA 625x625 HO DALI EM 1h	49	4968	6,1
AL3X4Y3002	ALVA 625x625 HO EM 3h	48	4968	6,2
AL3X4Y4002	ALVA 625x625 HO DALI EM 3h	49	4968	6,2
AL3X4Y5001	ALVA 625x625 HO SNSR	48	4968	6

ALVA 1200x300

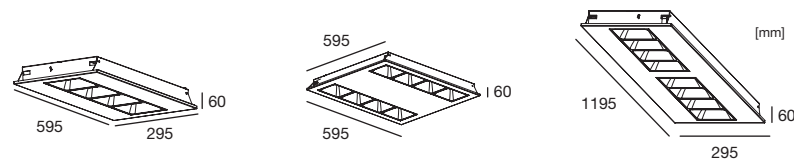


Order code	Description	System power (W)	Light output (lm)	Weight (kg)
ALVA 600x600 High Efficiency				
AL1X3Y0001	ALVA 600x600 HE	37	4182	5,7
AL1X3Y1001	ALVA 600x600 HE DALI	38	4182	5,7
AL1X3Y3001	ALVA 600x600 HE EM 1h	39	4182	5,9
AL1X3Y4001	ALVA 600x600 HE DALI EM 1h	40	4182	5,9
AL1X3Y3002	ALVA 600x600 HE EM 3h	39	4182	6,0
AL1X3Y4002	ALVA 600x600 HE DALI EM 3h	40	4182	6,0
AL1X3Y5001	ALVA 600x600 HE SNSR	39	4182	5,8
ALVA 600x600 High Output				
AL1X4Y0001	ALVA 600x600 HO	46	4968	5,7
AL1X4Y1001	ALVA 600x600 HO DALI	47	4968	5,7
AL1X4Y3001	ALVA 600x600 HO EM 1h	48	4968	5,9
AL1X4Y4001	ALVA 600x600 HO DALI EM 1h	49	4968	5,9
AL1X4Y3002	ALVA 600x600 HO EM 3h	48	4968	6,0
AL1X4Y4002	ALVA 600x600 HO DALI EM 3h	49	4968	6,0
AL1X4Y5001	ALVA 600x600 HO SNSR	48	4968	5,8

ALVA MODULAR



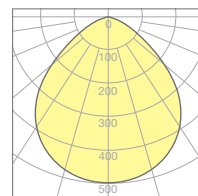
dimensional sketch



optics

Small symmetrical reflectors placed in the housing with diamond prism (DPR) diffuser

light distribution



DPR



Go to product configurator



ALVA Modular 300x600

LED color temperature	Code X
2700 K, CRI > 80 Warm white	2
3000 K, CRI > 80 Warm white	3
4000 K, CRI > 80 Natural white	4
5000 K, CRI > 80 Cool white	5
2700 K, CRI > 90 Warm white	6
3000 K, CRI > 90 Warm white	7
4000 K, CRI > 90 Natural white	8
5000 K, CRI > 90 Natural white	9

Order code	Description	System power (W)	Light output (lm)	Weight (kg)
ALVA MODULAR Low power Efficiency				
ALM0000RDLX010	ALVA MOD R 300x600 LP DPR	12	2550	5,7
ALM0000RDLX110	ALVA MOD R 300x600 LP DPR DALI	13	2550	5,7
ALM0000RDLX310	ALVA MOD R 300x600 LP DPR EM 1h	14	2550	5,9
ALM0000RDLX610	ALVA MOD R 300x600 LP DPR DALI EM 1h	14	2550	5,9
ALVA MODULAR High Efficiency				
ALM0000RDEX010	ALVA MOD R 300x600 HE DPR	18	3700	5,7
ALM0000RDEX110	ALVA MOD R 300x600 HE DPR DALI	19	3700	5,7
ALM0000RDEX310	ALVA MOD R 300x600 HE DPR EM 1h	20	3700	5,9
ALM0000RDEX610	ALVA MOD R 300x600 HE DPR DALI EM 1h	20	3700	5,9
ALVA MODULAR High Output				
ALM0000RDOX010	ALVA MOD R 300x600 HO DPR	23	4560	5,7
ALM0000RDOX110	ALVA MOD R 300x600 HO DPR DALI	24	4560	5,7
ALM0000RDOX310	ALVA MOD R 300x600 HO DPR EM 1h	25	4560	5,9
ALM0000RDOX610	ALVA MOD R 300x600 HO DPR DALI EM 1h	25	4560	5,9



ALVA Modular 300x600

Order code	Description	System power (W)	Light output (lm)	Weight (kg)
ALVA MODULAR Low power Efficiency				
ALM1000RDLX010	ALVA MOD R 600x600 LP DPR	25	2550	5,7
ALM1000RDLX110	ALVA MOD R 600x600 LP DPR DALI	26	2550	5,7
ALM1000RDLX310	ALVA MOD R 600x600 LP DPR EM 1h	27	2550	5,9
ALM1000RDLX610	ALVA MOD R 600x600 LP DPR DALI EM 1h	27	2550	5,9
ALVA MODULAR High Efficiency				
ALM1000RDEX010	ALVA MOD R 600x600 HE DPR	37	3700	5,7
ALM1000RDEX110	ALVA MOD R 600x600 HE DPR DALI	38	3700	5,7
ALM1000RDEX310	ALVA MOD R 600x600 HE DPR EM 1h	39	3700	5,9
ALM1000RDEX610	ALVA MOD R 600x600 HE DPR DALI EM 1h	39	3700	5,9
ALVA MODULAR High Output				
ALM1000RDOX010	ALVA MOD R 600x600 HO DPR	46	4560	5,7
ALM1000RDOX110	ALVA MOD R 600x600 HO DPR DALI	47	4560	5,7
ALM1000RDOX310	ALVA MOD R 600x600 HO DPR EM 1h	48	4560	5,9
ALM1000RDOX610	ALVA MOD R 600x600 HO DPR DALI EM 1h	48	4560	5,9

ALVA Modular 1200x600



Order code	Description	System power (W)	Light output (lm)	Weight (kg)
ALVA MODULAR Low power Efficiency				
ALM4000RDLX010	ALVA MOD R 1200x300 LP DPR	25	2550	5,7
ALM4000RDLX110	ALVA MOD R 1200x300 LP DPR DALI	26	2550	5,7
ALM4000RDLX310	ALVA MOD R 1200x300 LP DPR EM 1h	27	2550	5,9
ALM4000RDLX610	ALVA MOD R 1200x300 LP DPR DALI EM 1h	27	2550	5,9
ALVA MODULAR High Efficiency				
ALM4000RDEX010	ALVA MOD R 1200x300 HE DPR	37	3700	5,7
ALM4000RDEX110	ALVA MOD R 1200x300 HE DPR DALI	38	3700	5,7
ALM4000RDEX310	ALVA MOD R 1200x300 HE DPR EM 1h	39	3700	5,9
ALM4000RDEX610	ALVA MOD R 1200x300 HE DPR DALI EM 1h	39	3700	5,9
ALVA MODULAR High Output				
ALM4000RDOX010	ALVA MOD R 1200x300 HO DPR	46	4560	5,7
ALM4000RDOX110	ALVA MOD R 1200x300 HO DPR DALI	47	4560	5,7
ALM4000RDOX310	ALVA MOD R 1200x300 HO DPR EM 1h	48	4560	5,9
ALM4000RDOX610	ALVA MOD R 1200x300 HO DPR DALI EM 1h	48	4560	5,9

LED color temperature	Code Y
2700 K, CRI > 80 Warm white	2
3000 K, CRI > 80 Warm white	3
4000 K, CRI > 80 Natural white	4
5000 K, CRI > 80 Cool white	5
2700 K, CRI > 90 Warm white	6
3000 K, CRI > 90 Warm white	7
4000 K, CRI > 90 Natural white	8
5000 K, CRI > 90 Natural white	9





HYPERION ALU



Professional high-bay luminaire,
the best choice for industry
and sport

The HYPERION is a price-performance high-bay luminaire suitable for suspended or ceiling installations. It offers sustainable, high-efficient lighting for industrial plants, warehouses and sports areas. Different optics, housing sizes, light output options and many accessories for its easy and precise installation and save operation makes it a perfect choice for various specific applications.



Case Study:
Sports Hall Slovenj Gradec

energy savings **56%**

improved average illuminance **41%**

increased lifetime **4x**

On request



Installer friendly
Quick power connection on side or on top



IP65 Protection Guarantee
GORE® vent pressure equalization

Additional features

- Power installation via quick connection
- Fast ceiling installation
- Silicon-sealed
- SMD LED > 160lm/W
- Electronic LED converter
- Safety glass-holder-25 to +50°C

Features

- 10600 - 44000 lm
- 3000 / 4000 / 5000 K
- CRI > 80 / CRI > 90
- MacAdam Step 3
- L80 B20 at 100.000 h, Ta=25 °C ambient temperature
- -25 to +50 °C

Options

- Through-wiring
- Ball-proof protection grid
- Mounting kit: ceiling mounting plate (ceiling version), 2-point chain suspension installation kit (pendant version)
- Tempered glass



CEILING

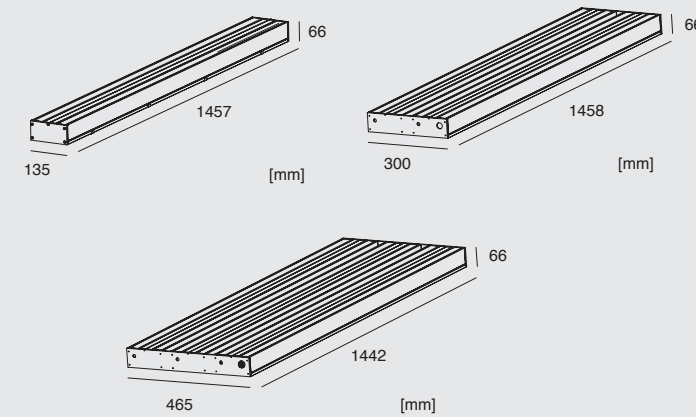
PENDANT



size

Single: 1500x135 | Double: 1500x300mm | Triple: 1500x500 mm

dimensional sketch



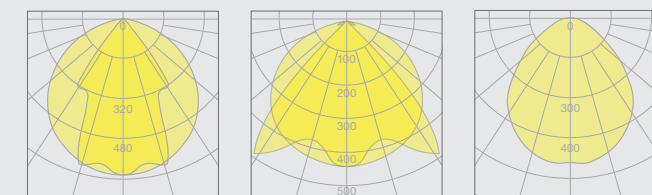
housing

Extruded aluminium profile
Sheet-steel housing powder coated matt white RAL 9003

optics

Reflector optic with symmetric narrow or wide light distribution (UGR < 23)
Wide optic with microstructured foil (MOP)

light distribution



Narrow Optic

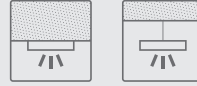
Wide Optic

MOP



Go to product configurator

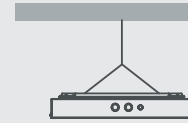
HYPERION ALU 1500



Order code	Description	System power (W)	Light output (lm)	Weight (kg)
HYPERION ALU 1500				
HYAWEZ0101	HYPERION ALU 1500 HE WIDE	75	10960	6,7
HYAWEZ1101	HYPERION ALU 1500 HE WIDE DALI	76	10960	6,7
HYAWOZ0101	HYPERION ALU 1500 HO WIDE	105	14353	6,7
HYAWOZ1101	HYPERION ALU 1500 HO WIDE DALI	106	14353	6,7
HYAWSZ0101	HYPERION ALU 1500 SHO WIDE	142	20852	6,7
HYAWSZ1101	HYPERION ALU 1500 SHO WIDE DALI	143	20852	6,7
HYANEZ0101	HYPERION ALU 1500 HE NARROW	75	10983	6,7
HYANEZ1101	HYPERION ALU 1500 HE NARROW DALI	76	10983	6,7
HYANOZ0101	HYPERION ALU 1500 HO NARROW	105	14956	6,7
HYANOZ1101	HYPERION ALU 1500 HO NARROW DALI	106	14956	6,7
HYANSZ0101	HYPERION ALU 1500 SHO NARROW	142	20852	6,7
HYANSZ1101	HYPERION ALU 1500 SHO NARROW DALI	143	20852	6,7
HYAMEZ0101	HYPERION ALU 1500 HE MOP	75	10050	6,7
HYAMEZ1101	HYPERION ALU 1500 HE MOP DALI	76	10050	6,7
HYAMOZ0101	HYPERION ALU 1500 HO MOP	105	13525	6,7
HYAMOZ1101	HYPERION ALU 1500 HO MOP DALI	106	13525	6,7
HYAMSZ0101	HYPERION ALU 1500 SHO MOP	142	18673	6,7
HYAMSZ1101	HYPERION ALU 1500 SHO MOP DALI	143	18673	6,7
HYPERION ALU 1500 DOUBLE				
HYAWEZ0121	HYPERION ALU 1500 DOUBLE HE WIDE	150	21920	13,4
HYAWEZ1121	HYPERION ALU 1500 DOUBLE HE WIDE DALI	152	21920	13,4
HYAWOZ0121	HYPERION ALU 1500 DOUBLE HO WIDE	210	28706	13,4
HYAWOZ1121	HYPERION ALU 1500 DOUBLE HO WIDE DALI	212	28706	13,4
HYANEZ0121	HYPERION ALU 1500 DOUBLE HE NARROW	150	21966	13,4
HYANEZ1121	HYPERION ALU 1500 DOUBLE HE NARROW DALI	152	21966	13,4
HYANOZ0121	HYPERION ALU 1500 DOUBLE HO NARROW	210	29912	13,4
HYANOZ1121	HYPERION ALU 1500 DOUBLE HO NARROW DALI	212	29912	13,4
HYAMEZ0121	HYPERION ALU 1500 DOUBLE HE MOP	150	20100	13,4
HYAMEZ1121	HYPERION ALU 1500 DOUBLE HE MOP DALI	152	20100	13,4
HYAMOZ0121	HYPERION ALU 1500 DOUBLE HO MOP	210	27050	13,4
HYAMOZ1121	HYPERION ALU 1500 DOUBLE HO MOP DALI	212	27050	13,4
HYPERION ALU 1500 TRIPLE				
HYAWOZ0131	HYPERION ALU 1500 TRIPLE HO WIDE	315	43059	20,1
HYAWOZ1131	HYPERION ALU 1500 TRIPLE HO WIDE DALI	318	43059	20,1
HYANOZ0131	HYPERION ALU 1500 TRIPLE HO NARROW	315	44868	20,1
HYANOZ1131	HYPERION ALU 1500 TRIPLE HO NARROW DALI	318	44868	20,1
HYAMOZ0131	HYPERION ALU 1500 TRIPLE HO MOP	315	40575	20,1
HYAMOZ1131	HYPERION ALU 1500 TRIPLE HO MOP DALI	318	40575	20,1

LED color temperature	Code Z
3000 K warm white	3
4000 K natural white	4
5000 K cool white	5

Accessory



Easy Installation

Hyperion Alu mounting kit chain 2,5 m
Order code:
Single version: 2X 1MHYC01200
Double/triple version: 2X 1MHYC01000



Hyperion Alu Ceiling mounting plate
Order code:
Double or triple version:
1X 1MHY303A00

Option: through wiring



HATOR

Durable and highly efficient moisture-proof luminaire

The HATOR represents a high quality, excellent energy efficient and maintenance free moisture-proof luminaire. Its robust housing makes it the best choice for many environments such as multi-story car parks, industrial plants, warehouses, storage and cold storage rooms, loading bays, corridors, agricultural buildings and other facilities with complex ambient conditions.

On request



Installer friendly
Quick power connection on side or on top



IP65 Protection Guarantee
GORE® vent pressure equalization



Anti-vandal Stainless Steel Clips



Remote Control
UHS5 Hator Order code: 6998000110



EBMPIR-MB-DD PIR Presence Detector

Features

- 3000 / 4000 / 5000 K
- CRI > 80 / CRI > 90
- MacAdam Step 3
- L80 B20 at 100.000 h, Ta=25 °C ambient temperature
- Silicon gasket for temperature -25 to +35 °C

Options

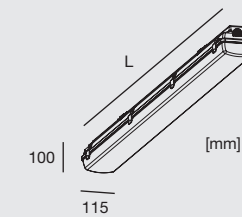
- EM 1 h
- Through-wiring 5 X 2.5 mm²
- Removable LED engine
- Automatic switch ON/OFF delay time based on the presence or light level
- Step-down illuminance function
- Adjustable maintained illuminance level
- Up to 10 luminaires per sensor (DALI)



size

1200x115 | 1500x115 mm

dimensional sketch



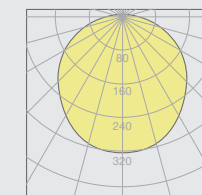
housing

Canopy: flame retardant glass-fiber reinforced polyester light grey RAL 7035
Gasket: non-aging expanded polyurethane
Gear tray: high quality sheet-steel powder coated white RAL 9003

optics

Opal PMMA with excellent light transmission and homogeneous light distribution

light distribution



Opal

HATOR 1200



Order code	Description	System power (W)	Light output (lm)	Weight (kg)
HATOR High Efficiency				
HA223Y0O01	HATOR 1200 HE OP	26	3250	2,1
HA223Y0OT1	HATOR 1200 HE OP THROUGH WIRING 5x2.5 mm ²	26	3250	2,3
HA223Y3O01	HATOR 1200 HE EM 1h OP	28	3250	2,6
HA223Y3OT1	HATOR 1200 HE OP THROUGH WIRING 5x2.5 mm ² EM 1h	28	3250	2,7
HATOR High Output				
HA224Y0O01	HATOR 1200 HO OP	37	4773	2,1
HA224Y1O01	HATOR 1200 HO OP DALI	38	4773	2,1
HA224Y0OT1	HATOR 1200 HO OP THROUGH WIRING 5x2.5 mm ²	37	4773	2,3
HA224Y1OT1	HATOR 1200 HO OP THROUGH WIRING 5x2.5 mm ² DALI	38	4773	2,3
HA224Y3O01	HATOR 1200 HO EM 1h OP	39	4773	2,6
HA224Y4O01	HATOR 1200 HO EM 1h OP DALI	40	4773	2,6
HA224Y3OT1	HATOR 1200 HO OP THROUGH WIRING 5x2.5 mm ² EM 1h	39	4773	2,7
HA224Y4OT1	HATOR 1200 HO OP THROUGH WIRING 5x2.5 mm ² EM 1h DALI	40	4773	2,7
HA224Y5O01	HATOR 1200 HO OP DALI SNSR	40	4773	2,6

L (mm)

1275

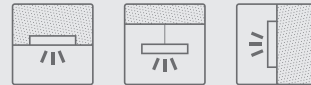
1580

LED color temperature

Code Y

3000K	Warm white	3
4000K	Natural white	4
5000K	Cool white	5

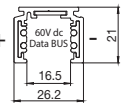
HATOR 1500



Order code	Description	System power (W)	Light output (lm)	Weight (kg)
HA236Y0O01	HATOR 1500 OP	49	6308	3,0
HA236Y1O01	HATOR 1500 OP DALI	50	6308	3,0
HA236Y0OT1	HATOR 1500 OP THROUGH WIRING 5x2.5 mm ²	49	6308	3,2
HA236Y1OT1	HATOR 1500 OP THROUGH WIRING 5x2.5 mm ² DALI	50	6308	3,2
HA236Y3O01	HATOR 1500 EM 1h OP	51	6308	3,5
HA236Y4O01	HATOR 1500 EM 1h OP DALI	52	6308	3,5
HA236Y3OT1	HATOR 1500 OP THROUGH WIRING 5x2.5 mm ² EM 1h	51	6308	3,6
HA236Y4OT1	HATOR 1500 OP THROUGH WIRING 5x2.5 mm ² EM 1h DALI	52	6308	3,6
HA236Y5O01	HATOR 1500 OP DALI SNSR	52	6308	3,6

48V tracks

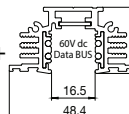
Low voltage 4 conductor track components for IKAR and ILO MINI



B W
Order code
 ST9500-1/B-ST10000
 ST9500-1/W-ST10000
Description
 Standard Track 1 m Black / White

B W
Order code
 ST9500-2/B-ST10000
 ST9500-2/W-ST10000
Description
 Standard Track 2 m Black / White

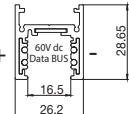
B W
Order code
 ST9500-3/B-ST10000
 ST9500-3/W-ST10000
Description
 Standard Track 3 m Black / White



B W
Order code
 ST9500-1/B-ST30000
 ST9500-1/W-ST30000
Description
 Trimless Track 1 m Black / White

B W
Order code
 ST9500-2/B-ST30000
 ST9500-2/W-ST30000
Description
 Trimless Track 2 m Black / White

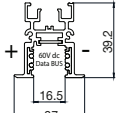
B W
Order code
 ST9500-3/B-ST30000
 ST9500-3/W-ST30000
Description
 Trimless Track 3 m Black / White



B W
Order code
 ST9500-1/B-ST60000
 ST9500-1/W-ST60000
Description
 Double emission Track 1 m Black / White

B W
Order code
 ST9500-2/B-ST60000
 ST9500-2/W-ST60000
Description
 Double emission Track 2 m Black / White

B W
Order code
 ST9500-3/B-ST60000
 ST9500-3/W-ST60000
Description
 Double emission Track 3 m Black / White



B W
Order code
 ST9500-1/B-ST80000
 ST9500-1/W-ST80000
Description
 Recessed Track 1 m Black / White

B W
Order code
 ST9500-2/B-ST80000
 ST9500-2/W-ST80000
Description
 Recessed Track 2 m Black / White

B W
Order code
 ST9500-3/B-ST80000
 ST9500-3/W-ST80000
Description
 Recessed Track 3 m Black / White

Track accessories




B W
Order code
 ST9504/ST1-B000000
 ST9504/ST1-W000000
Description
 End cap for standard track ST1 Black / White




B W
Order code
 ST9504/ST1-B-F0000
 ST9504/ST1-W-F0000
Description
 End cap for standard track ST1 with hole Black / White



B W
Order code
 ST9504/ST3-B000000
 ST9504/ST3-W000000
Description
 End cap for trimless track ST3 Black / White



B W
Order code
 ST9504/ST6-B000000
 ST9504/ST6-W000000
Description
 End cap for Double emission track ST6 Black / White



B W
Order code
 ST9504/ST6-B-F0000
 ST9504/ST6-W-F0000
Description
 End cap for Double emission track ST6 with hole Black / White



B W
Order code
 ST9504/ST8-B000000
 ST9504/ST8-W000000
Description
 End cap for recessed track ST8 Black / White



B W
Order code
 STS-9500/312-LA-B0
 STS-9500/312-LA-W0
Description
 Short bracket for suspensions Black / White



Order code
 STS-9500/316000000
Description
 Bracket with spring for recessed track



B W
Order code
 ST9501/B0000000000
 ST9501/W0000000000
Description
 End-feed Black / White



Order code
 STS-9500/315000000
Description
 Bracket for trimless use

Connection accessories



B W
Order code
 STS-9511/B-ST60000
 STS-9511/W-ST60000
Description
 Cover for L joint for double emission track ST6 Black / White



Order code
 STS-9511/316-LA000
Description
 L bracket for angles for ST6



B W
Order code
 STS-9500/322-LA-B0
 STS-9500/322-LA-W0
Description
 Bracket for "in row" use junction Black / White



B W
Order code
 ST9511/B0000000000
 ST9511/W0000000000
Description
 L feed Black / White



B W
Order code
 ST9503/B0000000000
 ST9503/W0000000000
Description
 Joining connector Black / White



Order code
 STS-9500/314-B0000
Description
 Reinforcing bracket for joining connector Black

Glossary



Recessed-mounting luminaire



Ceiling-mounted luminaire



Pendant direct luminaire



Pendant direct/indirect luminaire



Wall-mounted direct/indirect luminaire



Wall-mounted direct luminaire



Wall-mounted luminaire



Track system

CRI color rendering index; is a quantitative measure of the ability of a light source to reveal the colors of various objects faithfully in comparison with an ideal or natural light source.



European Conformity; compliance with the essential requirements of the relevant European health, safety and environmental protection legislation.



Protected against a solid object greater than 1mm such as a wire. Protected against water splashed from all directions. Limited ingress permitted.

DALI Digital Addressable Lighting Interface, a standardised communication interface to regulate lighting levels.



Luminaires suitable for mounting on normally combustible surfaces (ignition temperature at least 200°C) are marked with the 'F' symbol.



Jet-proof luminaires which are applicable where the surroundings are hosed down frequently by water jets, or where luminaires are applied in a dusty environment. Although the luminaires are not fully watertight, the potential ingress of moisture will not have any harmful effect on the luminaire function. IP 65 luminaires are often available in impact-protected versions. Dust tight. No ingress of dust. Two to eight hours. Protected against jets of water. Limited ingress permitted.

D/I Direct/Indirect light
DOP Diamond prism + opal
DPR Diamond prism
EM Emergency unit
FMD Fine prism + micro diffusion film
FO Fixed output
FPR Fine prism
HE High efficiency
HO High output
K Kelvin
LCO Length cutout
LP Low power
MPR Microprismatic
NERO Nlack opal
OP Opal
PS Pull switch
PSD Pull switch dim
TW Tunable white



Protected against 0.2 joules impact. Equivalent to impact of 0.25kg mass dropped from 80 mm above impacted surface.



Protected against 20 joules impact. Equivalent to impact of 5kg mass dropped from 400 mm above impacted surface.



Luminaires which can be applied indoors only if no specific pollution rates are expected. Offices, dry, heated industrial halls, shops, shopping malls and theatres are typical application segments. Protected against a solid object greater than 12.5 mm such as a finger.

www.ledluks.com

LED Luks d.o.o.

Mednarodni prehod 6, Vrtojba

SI-5290 Šempeter pri Gorici

Slovenia (EU)

info@ledluks.com

