

ALPHA BETA

BY ZAMBELIS



: [_Section // ALPHA >](#)

Index [<p_03>](#)

: [_Section // BETA >](#)

24mm Profiles [<p_10>](#)

48V Magnetic System [<p_24>](#)

34mm Profiles [<p_40>](#)

48mm Profiles [<p_84>](#)

50mm Profiles [<p_148>](#)

52mm Profiles [<p_170>](#)

78mm Profiles [<p_192>](#)

: [_Section // GAMMA >](#)

3 Circuite Track System [<p_234>](#)

Downlights [<p_244>](#)

Acoustic [<p_282>](#)



: [_A to...Zambelis >](#)

ALPHABET comes with the signature and know-how of Zambelis Lights, one of the most dynamic, modern, Greek companies, specializing in the wholesale of professional architectural and decorative lighting. Founded in 1967 in Greece, Zambelis Lights has 55 years of experience in manufacturing high quality products, with innovative designs, driven by customers insights and a dedicated R&D department. Since 2017, this experience is shared beyond borders, as the company has established its international presence, with exports to both EU and non EU countries.

ZAMPELIS S.A.


Greece , Attica , Keratea , Kivouri

Postal: 19001 , P.O. box: 4791

Tel.: (+30) 22990 63518-19 | Fax: (+30) 22990 63521

info@zambelislights.gr | zambelislights.gr

info@alphabetlights.com | alphabetlights.com





: [_In-House Design >](#)

You could consider it a passion to continuously surprise and inspire people with new lighting languages. An essential attribute in ALPHABET creative process is the extensive in-house design, development, testing, engineering, and manufacturing of all products. This enables us to achieve our short idea-to-market philosophy, resulting in extensive new collections being launched on a regular basis. Our in-house design team crafts cutting edge lighting solutions, that combine an architectural design language, a minimalist approach, and a boldness that challenges the boundaries of technology. In-house design is the foundation of our product portfolio, but we also love to collaborate with architects and designers, from different industries to create and innovate. ALPHABET's extensive design and R&D teams are constantly discovering future trends, both in terms of design and use of materials, whilst remaining focused on the power of imagination. We are focused on the detail. The looks, how a fixture moves, how it can be specified and installed, the ease of enjoying the light and so much more.



: [_Create Your Code >](#)

We have chosen to name our lighting solutions after alphabet letters. Let's say we see lighting projects - or lighting challenges - like crosswords. Choosing the right "letter", you can fill every gap in the crossword and help the project make sense.



: [_About Alphabet >](#)

The ALPHABET team is motivated by your passion in light, speaks your "language" and has the know-how and background to make things work for you. After all, ALPHABET comes with the signature and know-how of Zambelis Lights, one of the most dynamic, modern, Greek companies, specializing in the wholesale of professional architectural and decorative lighting.



: [_Behind the Letters >](#)

ALPHABET is more than a lighting brand. It is an archetypal code of communication among lighting experts. It is a lighting concept. It is a code we share together to "script" light and achieve the perfect fusion of decorative and architectural in lighting.



: [_Talk "alphabet" to me >](#)

Complex lighting combinations do not require complex ordering processes. ALPHABET can make it easy for you to code what you need...kind of like scripting light (yes, it is not our motto without a reason). So...give it a try and discover how to talk "alphabet" to us.





: [_Research and Development>](#)

Our company has advanced solar panels to have autonomy of operation of our entire factory only from the solar energy that is collected.

By manufacturing our personal solar panels we ensure our continuous operation and energy savings.

ALPHABET and Zambelis Lights contributing in practice to energy recovery through the use of renewable energy sources.

Continuous research and development help us to dissolve and produce new methods of construction and use of lighting that will help reduce energy degradation.



: [_Certified Laboratory Testing>](#)


Product quality and safety testing within our laboratory conform to the International Electrotechnical Commission standards.

An important feature in ALPHABET's creative process is the use of state-of-the-art development techniques.

The intensive use of 3D printing,goniophotometer measurement and an in-house third party recognised lab.efficient and 'first time right' development process. As such, it is an essential attribute in the company's short idea-to-market philosophy.

Throughout the entire production process ALPHABET distinguishes itself by handling the strictest quality parameters, to ensure products and services are designed and produced to exceed customer requirements. Every step in the production process has a routine quality procedure, covering both product quality and testing.

Every single product that leaves ALPHABET, has been inspected and tested thoroughly, resulting in minimal returns and maximum efficiency.



: [_Cutting-Edge LED Technology >](#)

As luminaire designers and manufacturers, we always strive to create the best possible thermal conditions in the luminaire, to ensure the LEDs operate at their optimum. From the design of the LED circuit boards and heat sink, to the selection of materials, to the assembly process and installation techniques... everything is engineered to reach optimal life expectancy and maximum efficiency.

By partnering with the best LED suppliers in the world, we ensure a consistent LED selection with colour uniformity across all product ranges. A minimum of MacAdam Step 2 is standard throughout our collection, whilst many of our new collection LEDs offer MacAdam Step 3.



The curtain of the Light + Building 22 exhibition has fallen!
At our booths, visitors had the opportunity to meet the family of Zambelis Lights and ALPHABET by Zambelis up close and learn about the possibilities of designing and implementing high-end residential-professional and architectural lighting that we offer!

A big thank you to the customers, partners, and everyone who visited our booths for their interest, and an extra thank you to the awesome and tireless family of Zambelis Lights and ALPHABET by Zambelis who participated in the design, implementation, and support of the booths!

But also for those who were not able to visit our booths in person, we are always here to help your ideas come true!



SCAN QR
GET A VIRTUAL TOUR 360°
OF OUR BOOTH IN
LIGHT AND BUILDING 2022





Discover **TAF24** Family

In the TAF24 case, a tube combines all that attributes with light, bringing into life a modern, minimalistic lighting system with endless, playful combinations.



A tube connects. A tube transfers. A tube encourages the flow.

In the TAF24 case, a tube combines all that attributes with light, bringing into life a modern, minimalistic lighting system with endless, playful combinations.


TAF24, the new, innovative lighting fixture by Alphabet by Zambelis, is an extruded aluminum tube, consisting of numerous lighting instruments, which can be combined in infinite ways in order to create unique lighting installations. Interior lighting design has now a modular, customizable ally, as TAF24 can transform into any type of lighting fixture: from pendant, to wall mounted, wall-to-wall, and so on.

All TAF24 lighting instruments are 355° rotatable.
Colors and materials can be applied to preference, in order to achieve the perfect fusion of decorative & architectural in lighting.

System TAF24 comes as all the Alphabet products with a guaranty of 5 years and equipped with the latest generation of well known LED brands with small color tolerance MacAdam 3.

The system needs 24V power supply and can be supplied from one point.

Available 24V drivers, On-Off , DALI.





TAF24 ALPHA



Your Code : **T24A**

Length	Led Strip Type	CRI	CCT	Optic/Diffuser	Driver	Body Colour
--------	----------------	-----	-----	----------------	--------	-------------

Example Code : **T24A 250 5 9 30 P D B**

Select technical features to configure your code.

Length*	LED Strip Type	CRI	CCT	Optic/Diffuser	Driver	Body Colour
030 = 30cm	3 = OSRAM TEC Flex TF1500S	8 = 80	27 = 2700K	P = OPAL	O = ON-OFF	W = WHITE
050 = 50cm		9 = 90	30 = 3000K		D = DALI	B = BLACK
100 = 100cm	4 = LINEAR light Flex POWER 4000		40 = 4000K		V = 1-10V	S = SPECIAL RAL
150 = 150cm			11 = TUNABLE WHITE			
250 = 250cm	5 = OSRAM TEC Flex TUNNABLE WHITE		12 = RGB			
	6 = OSRAM TEC Flex RGB					

*Open Edit Length min 30cm - max 250cm.

Technical Specifications & Constraints

Open Edit Length
Available in any length from 30cm to 250cm

CCT
2200K and 2700K
3000K and 4000K
Optionally, Tunable White and RGB

CRI
Available in CRI80 or CRI90

UGR
Low UGR <16

LED Strip Types
OSRAM TEC Flex TF1500S
LINEAR light Flex POWER 4000
OSRAM TEC Flex TUNNABLE WHITE
OSRAM TEC Flex RGB

Spots
"Skewer" spots Giota31 or Giota34
Incorporated into the linear tube forms

LED Drivers
24V On-Off
24V DALI
24V 1-10V

Optics / Diffusers
Diffusers and Louver to reduce UGR in Taf Alpha
12°, 24° or 36° on Spots

Body and Cover Colours
White | Black | Gold | Copper | Your Special RAL



A tube connects. A tube transfers. A tube encourages the flow.

In the "T24" case, a tube combines all that attributes with light, bringing into life a modern, minimalistic lighting system with endless, playful combinations.

"T24", the new, innovative lighting fixture by Alphabet by Zambelis, is an extruded aluminum tube, consisting of numerous lighting instruments, which can be combined in infinite ways in order to create unique lighting installations. Interior lighting design has now a modular, customizable ally, as "T24" can transform into any type of lighting fixture: from pendant, to wall mounted, wall-to-wall, and so on.

All "T24" lighting instruments are 355° rotatable.
Colors and materials can be applied to preference, in order to achieve the perfect fusion of decorative & architectural in lighting.

System 'TAF24' comes as all the Alphabet products with a guaranty of 5 years and equipped with the latest generation of well known LED brands with small color tolerance MacAdam 3.

The system needs 24V power supply and can be supplied from one point.

Available 24V drivers, On-Off, DALI.

	LED Strip Type	CCT	LOR	Lm/m	Lm/W
LED Strips ID Boarder	OSRAM TEC Flex TF1500S	4000K	50	1660	163,3
	LINEAR light Flex POWER 4000	4000K	50	3800	133
	OSRAM TEC Flex TUNNABLE WHITE	4000K	50	1940	144
	OSRAM TEC Flex RGB	4000K	50	400	33,3

TAF24 LAMDA



Select technical features to configure your code.

Length*	Body Colour
030 = 30cm	W = WHITE
050 = 50cm	B = BLACK
100 = 100cm	S = SPECIAL RAL
150 = 150cm	
250 = 250cm	

Your Code : **T24L**

Length	Body Colours
--------	--------------

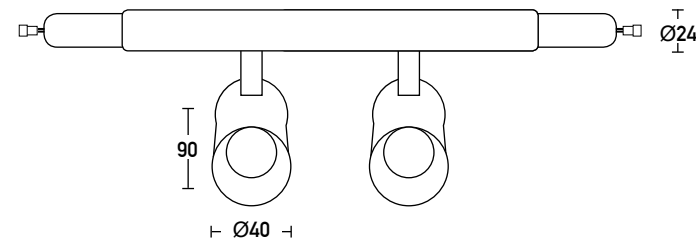
*Open Edit Length min 30cm - max 250cm.

TAF24 GIOTA34



Segment | T24I34 | Ø40mm

*Dimensions Indicated In Millimeters



Your Code : **T24I34**

Length	Number of Spots	Wattage	CRI	CCT	Optic	Driver	Body Colour	Cover Colour
--------	-----------------	---------	-----	-----	-------	--------	-------------	--------------

Select technical features to configure your code.

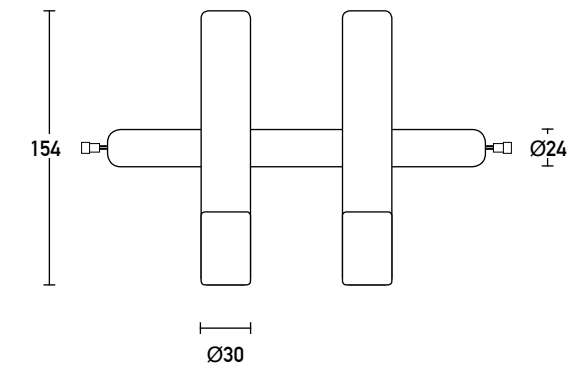
Length*	Number of Spots**	Wattage	CRI	CCT	Optic	Driver	Body Colour	Cover Colour
030 = 30cm	1 = 1 Spot	7 = 7W	8 = 80	27 = 2700K	N = 15°	O = ON-OFF	W = WHITE	W = WHITE
035 = 35cm	2 = 2 Spots		9 = 90	30 = 3000K	R = 36°	D = DALI	B = BLACK	B = BLACK
050 = 50cm	6 = 6 Spots			40 = 4000K	O = 24°	V = 1-10V	S = SPECIAL RAL	O = GOLD
100 = 100cm								C = COPPER
150 = 150cm								S = SPECIAL RAL
200 = 200cm								

*Open Edit Length min 30cm - max 200cm || **Number of Spots min 1spot - max 6spots / max 3spots per meter.

TAF24 GIOTA31



Segment | T24I31 | Ø30mm



Your Code : **T24I31**

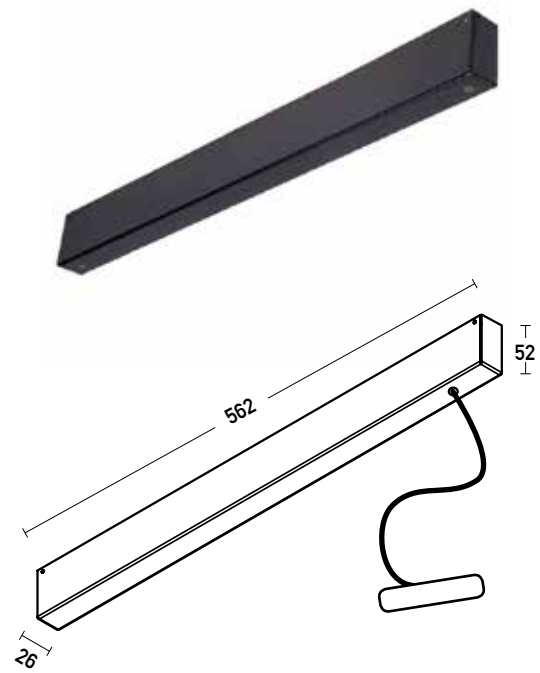
Length	Number of Spots	Wattage	CRI	CCT	Optic	Driver	Body Colour	Cover Colour
--------	-----------------	---------	-----	-----	-------	--------	-------------	--------------

Select technical features to configure your code.

Length*	Number of Spots**	Wattage	CRI	CCT	Optic	Driver	Body Colour	Cover Colour
030 = 30cm	1 = 1 Spot	9 = 9W	8 = 80	27 = 2700K	R = 36°	O = ON-OFF	W = WHITE	W = WHITE
035 = 35cm	2 = 2 Spots		9 = 90	30 = 3000K	O = 24°	D = DALI	B = BLACK	B = BLACK
050 = 50cm	6 = 6 Spots			40 = 4000K		V = 1-10V	S = SPECIAL RAL	O = GOLD
100 = 100cm								C = COPPER
150 = 150cm								S = SPECIAL RAL
200 = 200cm								

*Open Edit Length min 30cm - max 200cm || **Number of Leds min 1spot - max 6spots / max 3spots per meter.

TAF24 PENDANT BOX DRIVER



Your Code : **T24PD**

Wattage	Driver	Body Colours
---------	--------	--------------

REMOTE DRIVER KIT

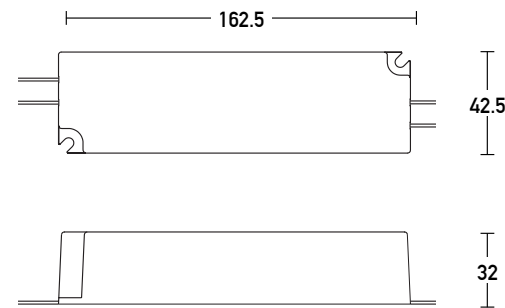


Your Code : **T24RD**

Wattage	Driver
---------	--------

Select technical features to configure your code.

Wattage	Driver	Body Colour
100 = 100W 150 = 150W	O = ON-OFF D = DALI P = PUSH V = 1-10V B = BLUETOOTH	W = WHITE B = BLACK S = SPECIAL RAL

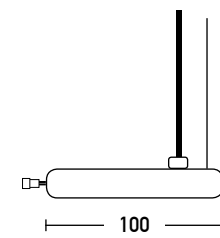


*Dimensions Indicated In Millimeters

ALPHABET
BY ZAMBELLIS

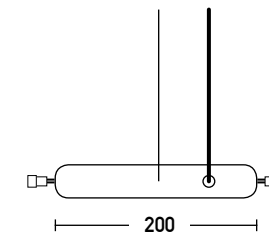
Use joints to create an astonishing profile system.

T24JP | TAF24 FEEDER | Ø24



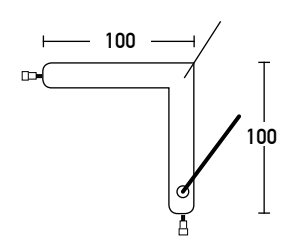
code **P**

T24JK | TAF24 LINEAR CONNECTOR WITH FEEDER | Ø24



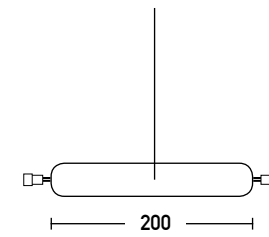
code **K**

T24JF | TAF24 JOINT WITH FEEDER 90° | Ø24 x 100 x 100mm



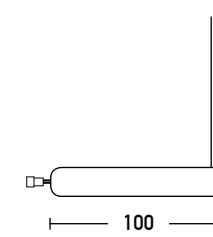
code **F**

T24JL | TAF24 LINEAR CONNECTOR | Ø24



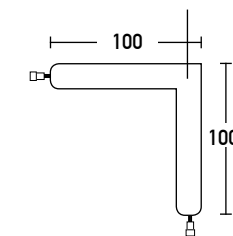
code **L**

T24JE | TAF24 END CAP | Ø24



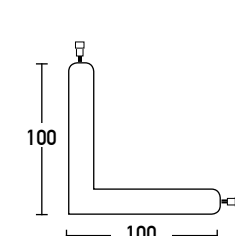
code **E**

T24JD | TAF24 JOINT DOWN | Ø24 x 100 x 100mm



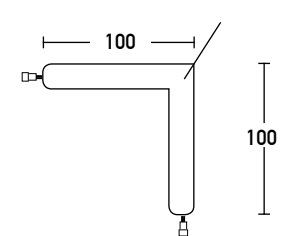
code **D**

T24JU | TAF24 JOINT UP | Ø24



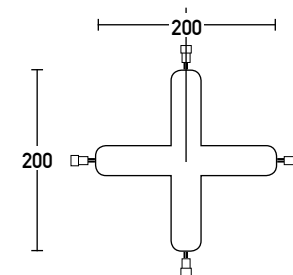
code **U**

T24JA | TAF24 JOINT 90° | Ø24 x 100 x 100mm



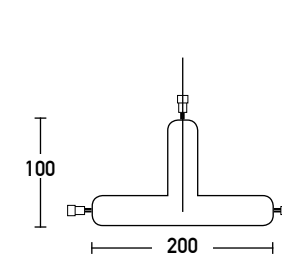
code **A**

T24JC | TAF24 CROSS | Ø24



code **C**

T24JT | TAF24 JOINT 'T' SHARE | Ø24

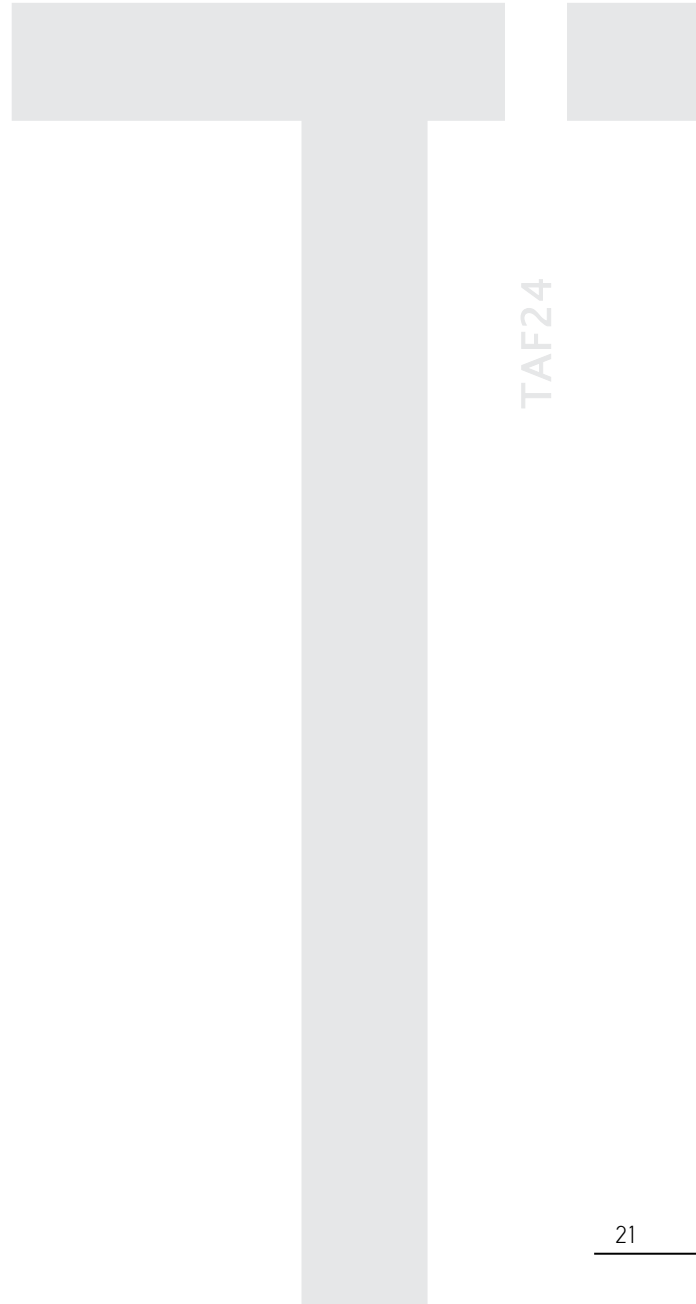
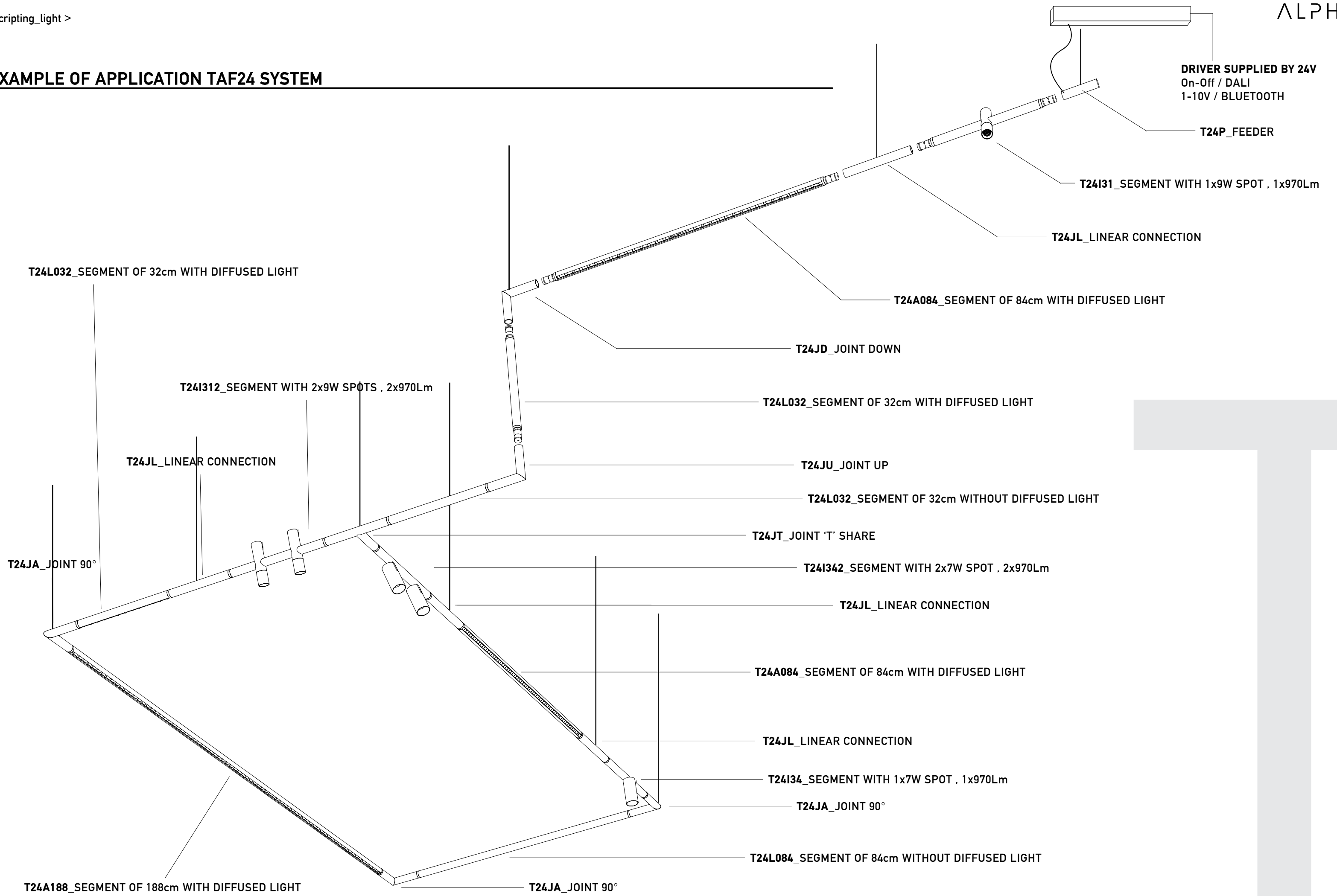



code **T**

Your Code : **T24J**

Model	Body Color
-------	------------

EXAMPLE OF APPLICATION TAF24 SYSTEM



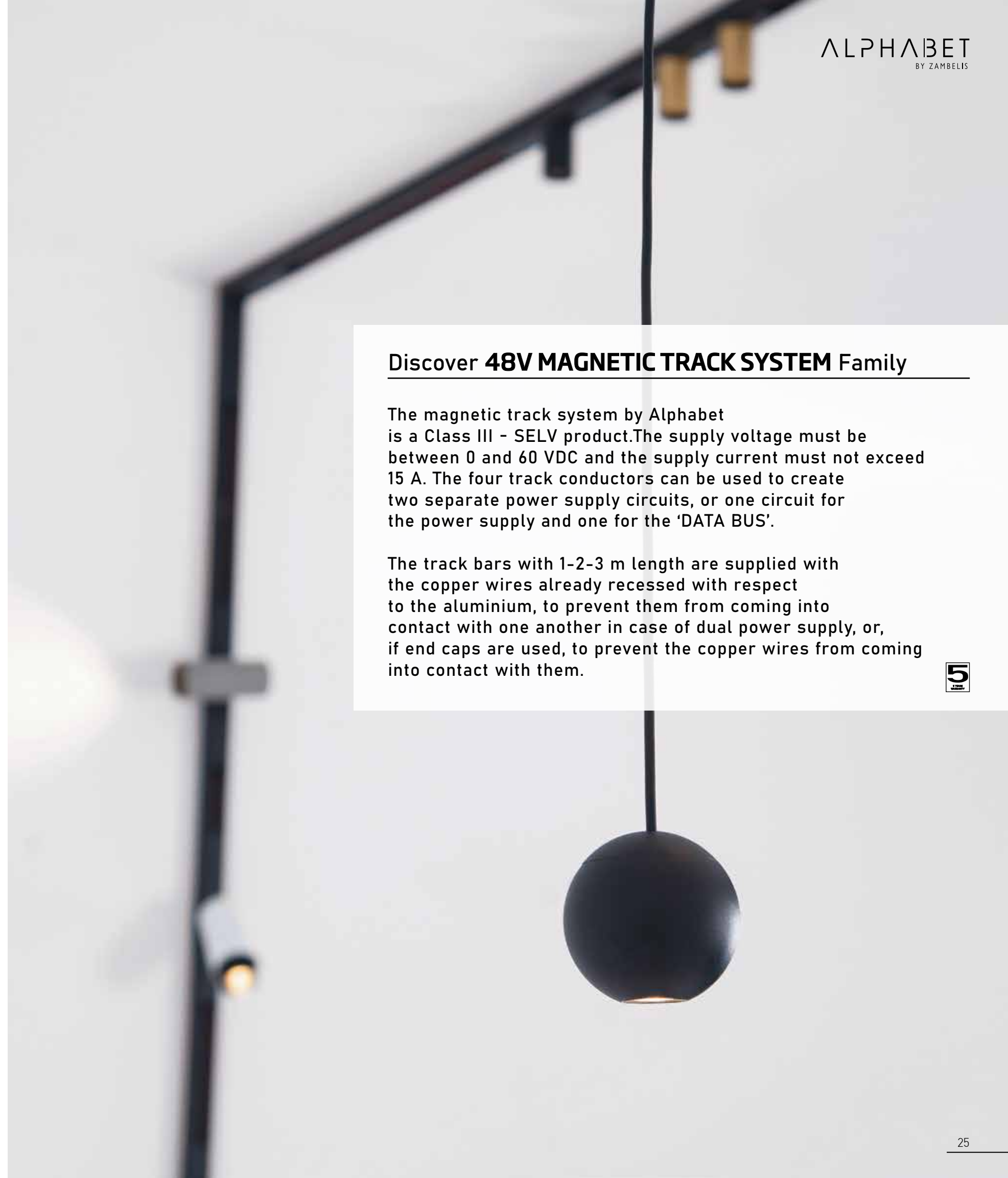




Discover **48V MAGNETIC TRACK SYSTEM** Family

The magnetic track system by Alphabet is a Class III - SELV product. The supply voltage must be between 0 and 60 VDC and the supply current must not exceed 15 A. The four track conductors can be used to create two separate power supply circuits, or one circuit for the power supply and one for the 'DATA BUS'.

The track bars with 1-2-3 m length are supplied with the copper wires already recessed with respect to the aluminium, to prevent them from coming into contact with one another in case of dual power supply, or, if end caps are used, to prevent the copper wires from coming into contact with them.

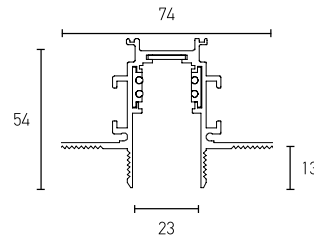


MAGNETIC TRIMLESS DEEP TRACK

*Dimensions Indicated In Millimeters



Your Code : **MTD** _____
 Length Body Colour



Length*	Body Colour
100 = 100cm	W = WHITE
200 = 200cm	B = BLACK
300 = 300cm	S = SPECIAL RAL

*Make your choices from the above dimensions only. Is not an open edit length track.

MECHANICAL CORNER CONNECTOR HORIZONTAL

Your Code : **MTDG** _____
 Body Colour



MECHANICAL CORNER CONNECTOR VERTICAL

Your Code : **MTDGD** _____
 Body Colour



*for MTDG also order MF

*for MTDGD also order MF

END CAP WITHOUT HOLE

Your Code : **MTDEE** _____
 Body Colour

END CAP WITH HOLE

Your Code : **MTDEH** _____
 Body Colour



PLASTIC COVER 300cm

Your Code : **MPCTD** _____
 Body Colour



The magnetic track system by Alphabet is a Class III - SELV product. The supply voltage must be between 0 and 60 VDC and the supply current must not exceed 15 A. The four track conductors can be used to create two separate power supply circuits, or one circuit for the power supply and one for the 'DATA BUS'.

The track bars with 1-2-3 m length are supplied with the copper wires already recessed with respect to the aluminium, to prevent them from coming into contact with one another in case of dual power supply, or, if end caps are used, to prevent the copper wires from coming into contact with them.

*It is forbidden to use control gear, drivers, DATA BUS systems and components that are not SELV-approved and/ or with U-OUT greater than 60 VDC.

During assembly operations, respect the polarity only for the light fittings that require it.

- 2 circuits: 2x +/- 15A/0-60V dc
- 1 circuit + Data Bus: +/- 15A/0-60V + D+/D-
- External extruded body in aluminium. Available colours: black and white or special ral
- Insulated extruded body in PVC
- Copper conductors

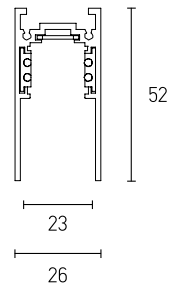


MAGNETIC CEILING DEEP TRACK

ALPHABET
BY ZAMBELLIS



Your Code : **MCD** _____
 Length Body Colour



*Clips-Spring for Installation Every 1m (1couple).



For Ceiling Installation, a special set of clips-springs are included.

Length*	Body Colour
100 = 100cm	W = WHITE
200 = 200cm	B = BLACK
300 = 300cm	S = SPECIAL RAL

*Make your choices from the above dimensions only. Is not an open edit length track.

MECHANICAL CORNER CONNECTOR HORIZONTAL

Your Code : **MCDG** _____
 Body Colour



MECHANICAL CORNER CONNECTOR VERTICAL

Your Code : **MCDGD** _____
 Body Colour



*for MCDG also order MG or MF

*for MCDGD also order MF

END CAP WITHOUT HOLE

Your Code : **MCDEE** _____
 Body Colour

END CAP WITH HOLE

Your Code : **MCDEH** _____
 Body Colour



PLASTIC COVER 300cm

Your Code : **MPCTD** _____
 Body Colour



SUSPENSION KIT WITH ADJUSTABLE WIRE 200cm

Your Code : **TRSMCD**



⚠ For MECHANICAL CORNER CONNECTORS HORIZONTAL required also to order FLEX CONNECTOR WITH CABLE (MF).

For MECHANICAL CORNER CONNECTORS VERTICAL required also to order FLEX CONNECTOR WITH CABLE (MF).

⚠ For MECHANICAL CORNER CONNECTORS HORIZONTAL required also to order ELECTRIC CORNER CONNECTOR (MG or MF).

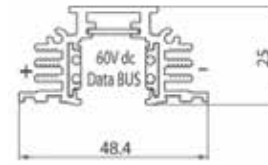
For MECHANICAL CORNER CONNECTORS VERTICAL required also to order ELECTRIC FLEX CONNECTOR WITH CABLE (MF).

MAGNETIC TRIMLESS SHALLOW TRACK

*Dimensions Indicated In Millimeters



Your Code : **MTS** _____
 Length Body Colour



*Flange for Installation Every 1m (1couple).



For Trimless Shallow Track, a special set of flange are included.

Length*	Body Colour
100 = 100cm	W = WHITE
200 = 200cm	B = BLACK
300 = 300cm	S = SPECIAL RAL

*Make your choices from the above dimensions only. Is not an open edit length track.

MECHANICAL CORNER CONNECTOR HORIZONTAL

Your Code : **MTSG** _____
 Body Colour



MECHANICAL CORNER CONNECTOR VERTICAL

Your Code : **MTSGD** _____
 Body Colour



*for MTSG also order MF

*for MTSGD also order MF

END CAP WITHOUT HOLE

Your Code : **MTSEE** _____
 Body Colour

END CAP WITH HOLE

Your Code : **MTSEH** _____
 Body Colour



The magnetic track system by Alphabet is a Class III - SELV product. The supply voltage must be between 0 and 60 VDC and the supply current must not exceed 15 A. The four track conductors can be used to create two separate power supply circuits, or one circuit for the power supply and one for the 'DATA BUS'.

The track bars with 1-2-3 m length are supplied with the copper wires already recessed with respect to the aluminium, to prevent them from coming into contact with one another in case of dual power supply, or, if end caps are used, to prevent the copper wires from coming into contact with them.

*It is forbidden to use control gear, drivers, DATA BUS systems and components that are not SELV-approved and/ or with U-OUT greater than 60 VDC.

During assembly operations, respect the polarity only for the light fittings that require it.

- 2 circuits: 2x +/- 15A/0-60V dc
- 1 circuit + Data Bus: +/- 15A/0-60V + D+/D-
- External extruded body in aluminium. Available colours: black and white or special ral
- Insulated extruded body in PVC
- Copper conductors

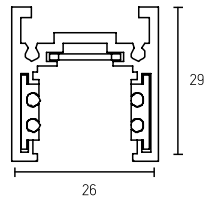


MAGNETIC CEILING SHALLOW TRACK

ALPHABET
BY ZAMBELLIS



Your Code : **MCS** _____
 Length Body Colour



Length*	Body Colour
100 = 100cm	W = WHITE
200 = 200cm	B = BLACK
300 = 300cm	S = SPECIAL RAL

*Make your choices from the above dimensions only. Is not an open edit length track.

MECHANICAL CORNER CONNECTOR HORIZONTAL

Your Code : **MCSG** _____
 Body Colour



MECHANICAL CORNER CONNECTOR VERTICAL

Your Code : **MCSGD** _____
 Body Colour



*for MCSG also order MG or MF

*for MCSGD also order MF

END CAP WITHOUT HOLE

Your Code : **MCSEE** _____
 Body Colour



SUSPENSION KIT WITH ADJUSTABLE WIRE 200cm

Your Code : **TRSMCS**



For MECHANICAL CORNER CONNECTORS HORIZONTAL required also to order ELECTRIC CORNER CONNECTOR (MG or MF).

For MECHANICAL CORNER CONNECTORS VERTICAL required also to order ELECTRIC FLEX CONNECTOR WITH CABLE (MF).

For MECHANICAL CORNER CONNECTORS HORIZONTAL required also to order FLEX CONNECTOR WITH CABLE (MF).

For MECHANICAL CORNER CONNECTORS VERTICAL required also to order FLEX CONNECTOR WITH CABLE (MF).

MAGNETIC RECESSED SHALLOW TRACK

*Dimensions Indicated In Millimeters



'Magnetic Shallow Track' Recessed is a LED profile, made of an extruded aluminum, powder-coated with fine matte finish.

Incorporated magnetic Track with 'ready to plug' at 48V power supply.

Designed for recessed installation.

Coming in white and black powder coated. Optionally in your special RAL.

Available from 100cm to 300cm

*Remote Driver in the Box.



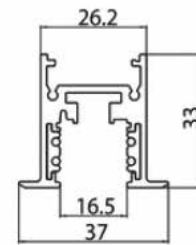
Your Code : **MRS** _____
 Length Body Colour

END CAP WITHOUT HOLE



Your Code : **MRSEE** _____
 Body Colour

Length	Body Colour
100 = 100cm	W = WHITE
200 = 200cm	B = BLACK
300 = 300cm	S = SPECIAL RAL



*Spring for Recessed Track Every 1m (1couper).



For Recessed Installation, a special set of springs are included.



EPSILON 52 Pendant MAGNETIC



'EPSILON 50 Magnetic' Pendant is a LED profile, made of an extruded aluminum, powder-coated with fine matte finish.

Incorporated magnetic Track with 'ready to plug' at 48V power supply.

Designed for pendant installation.

Coming in white, black and grey powder coated and in special decorative black and red oxidation. Optionally in your special RAL.

Available from 100cm to 300cm

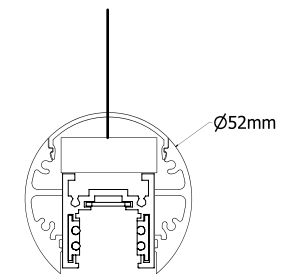
Remote Driver in the Box.

200cm Cable Adjustable Included



Your Code : **E52P** _____
 Length Body Colour

Length	Body Colour
100 = 100cm	W = WHITE
200 = 200cm	B = BLACK
300 = 300cm	G = GREY
	L = BLACK OXIDATION
	R = RED OXIDATION
	S = SPECIAL RAL



EPSILON 34 Up & Down MAGNETIC



'EPSILON 34 Magnetic' Up & Down is a LED profile, made of an extruded aluminum, powder-coated with fine matte finish.

Incorporated magnetic Track with 'ready to plug' at 48V power supply.

Designed for pendant installation with uplight, providing direct and indirect light emission.

Coming in white, black and grey powder coated and in special decorative black and red oxidation. Optionally in your special RAL.

Available from 100cm to 300cm

Driver 48V for Magnetic and

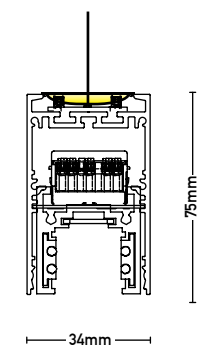
Driver 220V for Uplight Incorporated.

200cm Cable Adjustable Included



Your Code : **E34UM** _____
 Length Uplight Inset CRI CCT Driver Body Colour

Length	Uplight Inset	CRI	CCT	Driver	Body Colour
100 = 100cm	1 = HE 3357Lm/m 200Lm/W	8 = 80	27 = 2700K	0 = ON-OFF	W = WHITE
200 = 200cm	2 = HO 5640Lm/m 188Lm/W	9 = 90	30 = 3000K	D = DALI	B = BLACK
300 = 300cm	3 = EXTRA BRIGHT 7032Lm/m 179Lm/W		40 = 4000K	V = 1-10V	G = GREY
	4 = TUNABLE WHITE 5265Lm/m 162Lm/W		11 = TUNABLE WHITE		L = BLACK OXIDATION
					R = RED OXIDATION
					S = SPECIAL RAL



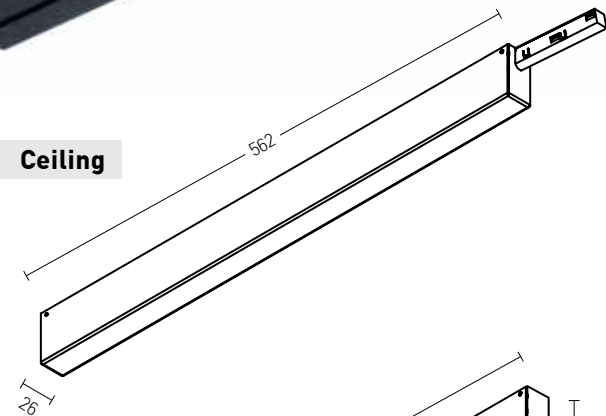
BOX DRIVER KIT

*for ceiling deep magnetic tracks only

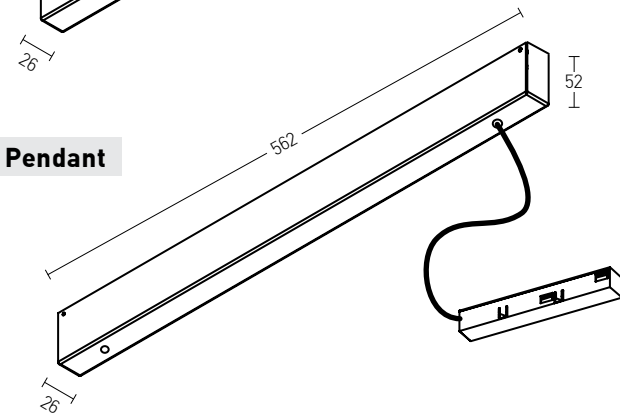
*Dimensions Indicated In Millimeters



Ceiling



Pendant



Your Code : **MD**
 Mounting Watt Driver Body Colour

⌋	W	◇	Ⓐ
Mounting	Watt	Driver	Body Colour
C = Ceiling	75 = 75W	O = ON-OFF	W = WHITE
P = Pendant	150 = 150W	D = DALI	B = BLACK
	200 = 200W	P = PUSH	
		V = 1-10V	
		B = BLUETOOTH	

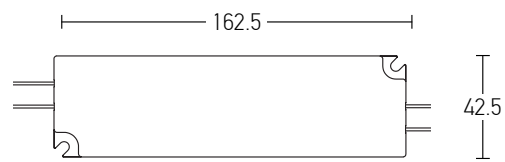
*Optional
 Driver box with left and right feeder for ceiling mounting.

REMOTE DRIVER KIT

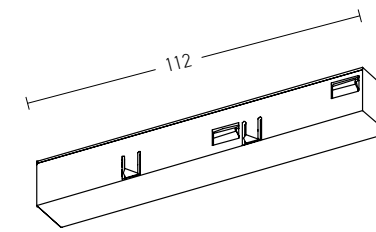


Your Code : **MDR**
 Watt Driver

W	◇
Watt	Driver
60 = 60W	O = ON-OFF
100 = 100W	D = DALI
150 = 150W	P = PUSH
200 = 200W	V = 1-10V
	B = BLUETOOTH

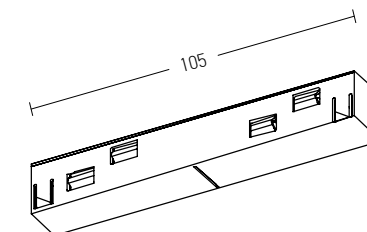


FEEDER



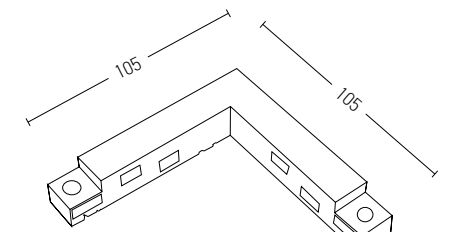
Your Code : **MP**
 Body Colour

INNER CONNECTOR



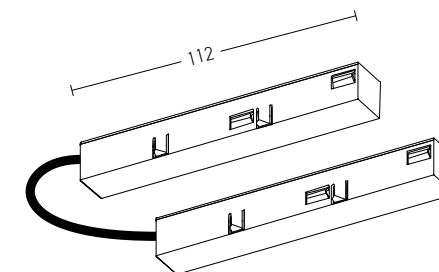
Your Code : **MI**
 Body Colour

CORNER CONNECTOR



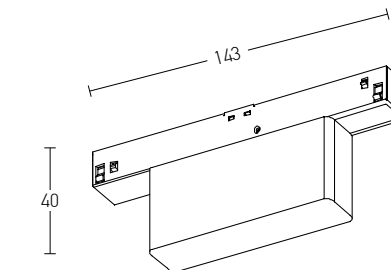
Your Code : **MG**
 Body Colour

FLEX CONNECTOR WITH CABLE



Your Code : **MF**
 Body Colour

BLUETOOTH WIRELESS CONTROL BLACK



Your Code : **MBB**

Power by :
CASAMBI
 Available App on :

⚠ For all MECHANICAL CORNER CONNECTORS HORIZONTAL required also to order CORNER CONNECTOR (MG).

For all MECHANICAL CORNER CONNECTORS VERTICAL required also to order FLEX CONNECTOR WITH CABLE (MGF).

FEEDER and all CONNECTORS comes only in BLACK body colour RAL 9005 & WHITE body colour RAL 9016.

Ⓐ
Body Colour

W = WHITE
 B = BLACK

: _Table Of Insets

Magnetic Track Luminaires
Lifetime up to 50.000h
3 MacAdam step

External extruded body in aluminium
Available colours: black and white or special ral
Insulated extruded body in PVC.

Input Voltage:
2 circuits: 2x +/- 15A/0-60V dc
1 circuit + Data Bus: +/- 15A/0-60V + D+/D-
Power Factor: 0.9
CCT: 3000K, 4000K & 2700K or Tunable White optionally
CRI: 80 & 90 optionally
Color tolerance: 2 MacAdam
THD < 20%

Electronic short-circuit protection
Overload protection
Overtemperature protection
Protection against "no load" operation
Operation temperature: -25° +45°
Operation lifetime 50.000h
5 years warranty
L90B10 @ 50.000h
Ambient temperature +24°



	ZETA MAGNETIC 30° 60°			
	CCT	CONSUMPTION W	LED CHIP Lumen Output Lm	FINAL* Lumen Output Lm
	2700K	9	1071	910
	3000K	9	1296	1102
	4000K	9	1458	1239

Consumption values of LED circuit PF: 0.91-0.95 .
Lumen Output values of LED chip @CRI 80 .

	WASHER MAGNETIC			
	CCT	CONSUMPTION W	LED CHIP Lumen Output Lm	FINAL* Lumen Output Lm
	3000K	10	1050	624

Consumption values of LED circuit PF: 0.91-0.95 .
Lumen Output values of LED chip @CRI 80 .

	SPHERE MAGNETIC 6°			
	CCT	CONSUMPTION W	LED CHIP Lumen Output Lm	FINAL* Lumen Output Lm
	3000K	5	782	512
	4000K	5	825	535

Consumption values of LED circuit PF: 0.91-0.95 .
Lumen Output values of LED chip @CRI 80 .

	SIGMAX1 MAGNETIC 10° 36°			
	CCT	CONSUMPTION W	LED CHIP Lumen Output Lm	FINAL* Lumen Output Lm
	2700K	3	325	255
	3000K	3	350	273
	4000K	3	368	287

Consumption values of LED circuit PF: 0.91-0.95 .
Lumen Output values of LED chip @CRI 80 .

: _48V Magnetic Track Luminaires >

	SIGMAX2 MAGNETIC 10° 36°			
	CCT	CONSUMPTION W	LED CHIP Lumen Output Lm	FINAL* Lumen Output Lm
	2700K	6	650	510
	3000K	6	700	546
	4000K	6	736	574

Consumption values of LED circuit PF: 0.91-0.95 .
Lumen Output values of LED chip @CRI 80 .

	GIOTA 34 MAGNETIC 15° 24° 36°			
	CCT	CONSUMPTION W	LED CHIP Lumen Output Lm	FINAL* Lumen Output Lm
	2700K	7	760	525
	3000K	7	940	645
	4000K	7	1014	695

Consumption values of LED circuit PF: 0.91-0.95 .
Lumen Output values of LED chip @CRI 80 .

	GIOTA 40 ZOOMABLE MAGNETIC 15° to 36°			
	CCT	CONSUMPTION W	LED CHIP Lumen Output Lm	FINAL* Lumen Output Lm
	2700K	10	1260	770
	3000K	10	1566	960
	4000K	10	1650	1010

Consumption values of LED circuit PF: 0.91-0.95 .
Lumen Output values of LED chip @CRI 80 .

	ALPHA MAGNETIC				
	LUMINAIRE LENGTH	INSET 1		INSET 2	
		CONSUMPTION W	LOUMEN OUTPUT Lm	CONSUMPTION W	LOUMEN OUTPUT Lm
	580	10	1972	17	3272
	860	15	2956	26	4904

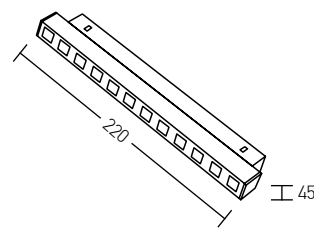
Lumen Output values of PCB @4000K CRI 80 .
LOR ALPHA MAGNETIC : 62 .

*Dimensions Indicated In Millimeters

ZETA MAGNETIC



Your Code : **ZM**
 Wattage CRI CCT Optic/Diffuser Driver Body Colour

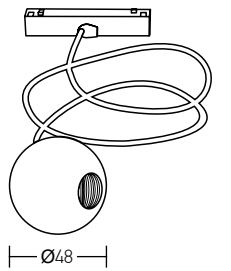


W	▲	■	●	◇	⊠
Wattage	CRI	CCT	Optic/Diffuser	Driver	Body Colour
10 = 10W	8 = 80 9 = 90	27 = 2700K 30 = 3000K 40 = 4000K 11 = TUNABLE WHITE	K = 30° W = 60°	O = ON-OFF D = DALI V = 1-10V B = BLUETOOTH	W = WHITE B = BLACK S = SPECIAL RAL

SPHERE PENDANT D4.8 MAGNETIC



Your Code : **SP**
 Wattage CRI CCT Optic/Diffuser Driver Body Colour

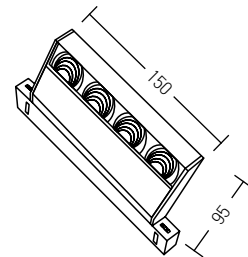


W	▲	■	●	◇	⊠
Wattage	CRI	CCT	Optic/Diffuser	Driver	Body Colour
5 = 5W	8 = 80 9 = 90	30 = 3000K	F = 38°	O = ON-OFF D = DALI V = 1-10V B = BLUETOOTH	W = WHITE B = BLACK

WASHER MAGNETIC



Your Code : **WM**
 Wattage CRI CCT Optic/Diffuser Driver Body Colour



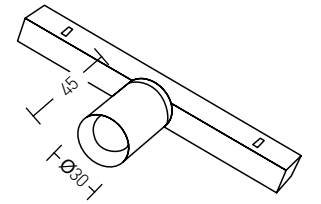
W	▲	■	●	◇	⊠
Wattage	CRI	CCT	Optic/Diffuser	Driver	Body Colour
10 = 10W	8 = 80 9 = 90	30 = 3000K	H = WALL WASHER	O = ON-OFF D = DALI V = 1-10V B = BLUETOOTH	W = WHITE B = BLACK S = SPECIAL RAL

SIGMAX1 MAGNETIC

*only for Shallow Tracks



Your Code : **SMx1**
 Wattage CRI CCT Optic/Diffuser Driver Body Colour Cover Colour

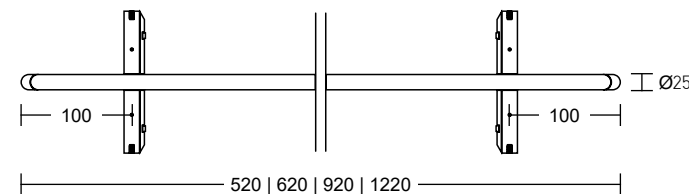


W	▲	■	●	◇	⊠	⊡
Wattage	CRI	CCT	Optic/Diffuser	Driver	Body Colour	Cover Colour
3 = 3W	8 = 80 9 = 90	27 = 2700K 30 = 3000K 40 = 4000K	N = 15° K = 30°	O = ON-OFF D = DALI V = 1-10V B = BLUETOOTH	W = WHITE B = BLACK S = SPECIAL RAL	W = WHITE B = BLACK O = GOLD C = COOPER

TUBE 25 MAGNETIC



Your Code : **TM**
 Length LED Strip Type CRI CCT Diffuser Driver

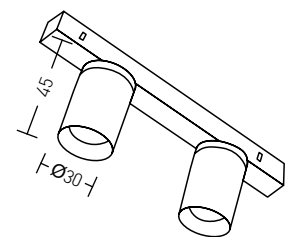


SIGMAX2 MAGNETIC

*only for Shallow Tracks



Your Code : **SMx2**
 Wattage CRI CCT Optic/Diffuser Driver Body Colour Cover Colour



W	▲	■	●	◇	⊠	⊡
Wattage	CRI	CCT	Optic/Diffuser	Driver	Body Colour	Cover Colour
7 = 7W	8 = 80 9 = 90	27 = 2700K 30 = 3000K 40 = 4000K	N = 15° K = 30°	O = ON-OFF D = DALI V = 1-10V B = BLUETOOTH	W = WHITE B = BLACK S = SPECIAL RAL	W = WHITE B = BLACK O = GOLD C = COOPER

◆	Ⓜ	▲	■	●	◇
Length	LED Strip Type	CRI	CCT	Diffuser	Driver
052 = 52cm	3 = OSRAM TEC Flex	8 = 80	27 = 2700K	P = OPAL	O = ON-OFF
062 = 62cm	TF1500S	9 = 90	30 = 3000K	B = BLACK	D = DALI
092 = 92cm	4 = LINEAR Light Flex		40 = 4000K		V = 1-10V
122 = 122cm	POWER 4000				B = BLUETOOTH

LED Strip Type	CCT	LOR	Lm/m	Lm/W
OSRAM TEC Flex TF1500S	4000K	50	1660	163.3
LINEAR light Flex POWER 4000	4000K	50	3800	133

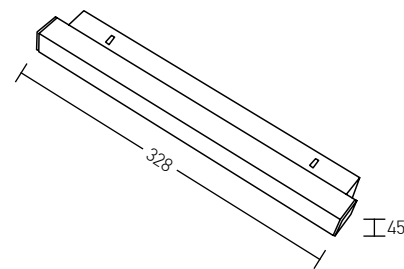
ALPHA MAGNETIC



*Dimensions Indicated In Millimeters

Your Code : **AM**

Length	Inset	CRI	CCT	Optic/ Diffuser	Driver	Body Colour
--------	-------	-----	-----	--------------------	--------	----------------



Length	Inset	CRI	CCT	Optic/Diffuser	Driver	Body Colour
058 = 58cm	1 = HE 3357Lm/m	8 = 80	27 = 2700K	0 = OPAL	0 = ON-OFF	W = WHITE
086 = 86cm	200Lm/w	9 = 90	30 = 3000K		D = DALI	B = BLACK
114 = 114cm	2 = HQ 5640Lm/m		40 = 4000K		V = 1-10V	S = SPECIAL RAL
	188Lm/w		11 = TUNABLE WHITE		B = BLUETOOTH	
	4 = TUNABLE WHITE					
	5265Lm/m					
	162Lm/w					

When CCT Tunable White Chosen, Inset Tunable White and Dimm Driver is Required.

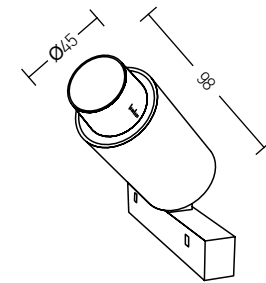
GIOTA 40 ZOOM MAGNETIC

*Beam Angle 15°- 30°



Your Code : **I40ZM**

Wattage	CRI	CCT	Optic/ Diffuser	Driver	Body Colour
---------	-----	-----	--------------------	--------	----------------



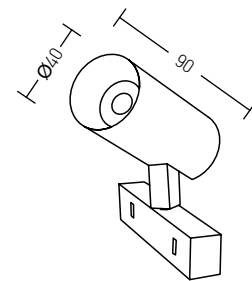
Wattage	CRI	CCT	Optic/Diffuser	Driver	Body Colour
7 = 7W	8 = 80	27 = 2700K	N = 15°	0 = ON-OFF	W = WHITE
10 = 10W	9 = 90	30 = 3000K		D = DALI	B = BLACK
		40 = 4000K		V = 1-10V	S = SPECIAL RAL
				B = BLUETOOTH	

GIOTA 34 MAGNETIC



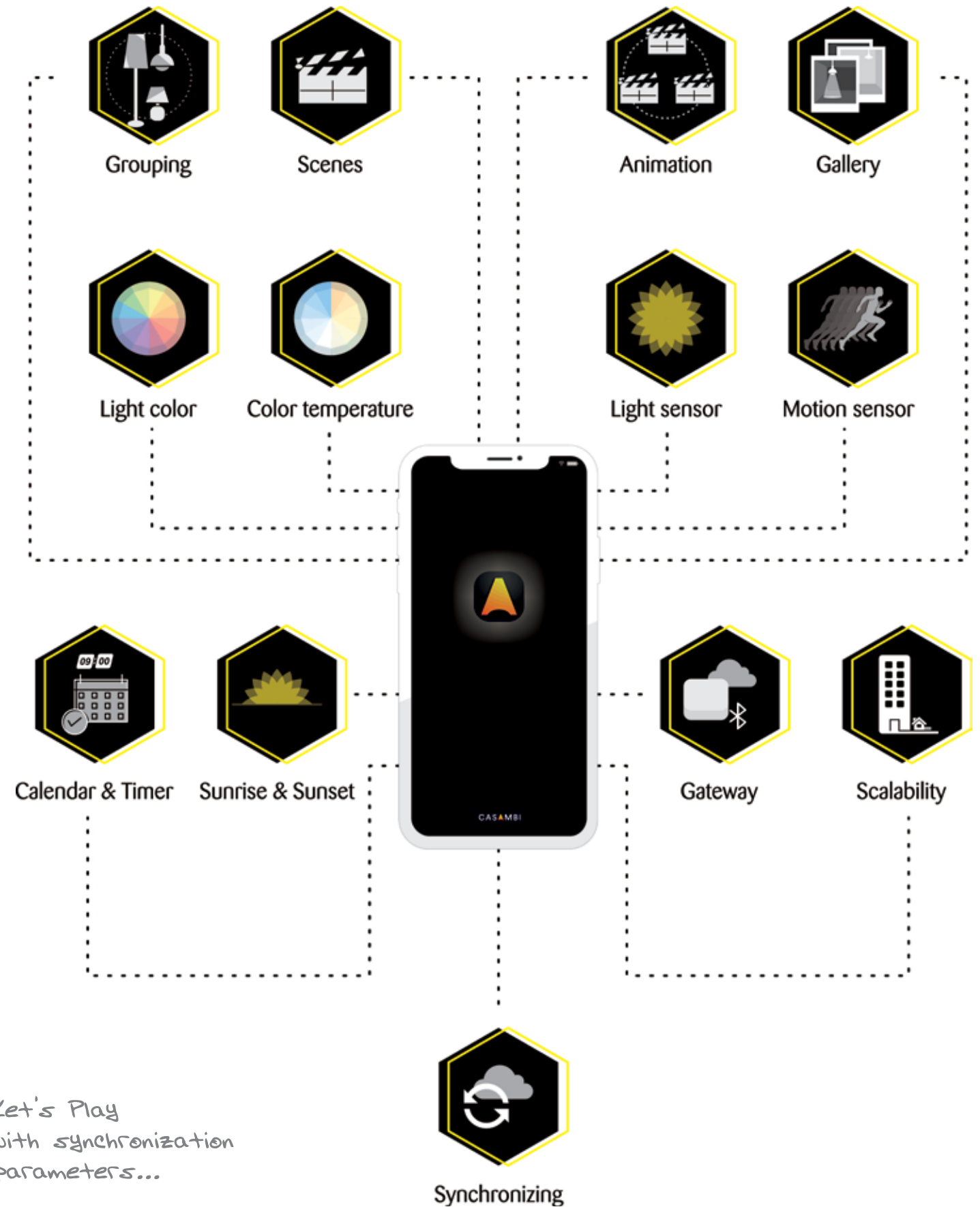
Your Code : **I34M**

Wattage	CRI	CCT	Optic/ Diffuser	Driver	Body Colour	Cover Colour
---------	-----	-----	--------------------	--------	----------------	-----------------



Wattage	CRI	CCT	Optic/Diffuser	Driver	Body Colour	Cover Colour
7 = 7W	8 = 80	27 = 2700K	N = 15°	0 = ON-OFF	W = WHITE	W = WHITE
	9 = 90	30 = 3000K	O = 24°	D = DALI	B = BLACK	B = BLACK
		40 = 4000K	R = 36°	V = 1-10V	S = SPECIAL RAL	O = GOLD
				B = BLUETOOTH		C = COOPER

innovate beyond your dreams



Let's Play
with synchronization
parameters...

	ALPHA 34				
	LUMINAIRE LENGTH	INSET 1		INSET 2	
		CONSUMPTION W	LUMEN OUTPUT Lm	CONSUMPTION W	LUMEN OUTPUT Lm
580	10	1.972	17	3.272	
860	15	2.956	26	4.904	
1140	20	3.944	35	6.543	
1420	25	4.928	43	8.176	
1700	30	5.916	52	9.815	
1980	35	6.900	60	11.447	
2260	39	7.888	69	13.086	
2540	44	8.872	78	14.719	
2820	49	9.860	86	16.358	
3100	54	10.844	95	17.990	
3380	59	11.832	104	19.629	
3660	64	12.816	112	21.262	
3940	69	13.804	121	22.901	
4220	74	14.788	129	24.533	
4500	79	15.776	138	26.172	

Consumption values of LED circuit PF: 0.91-0.95 .
 Lumen Output values of PCB @4000K CRI 80 .
 LOR ALPHA34 : Opal 60 | Micro Opal 62 | Black 18 .
 U-LOR for all Up & Down 50 .

	ZETA34 15° 30° 45°			
	CCT	CONSUMPTION W	LED CHIP Lumen Output Lm	FINAL* Lumen Output Lm
2700K	10	1555	933	
3000K	10	1600	960	
4000K	10	1645	987	

Consumption values of LED circuit PF: 0.91-0.95 .
 Lumen Output values of LED chip @CRI 90 .

	ZETA34 WALL WASHER			
	CCT	CONSUMPTION W	LED CHIP Lumen Output Lm	FINAL* Lumen Output Lm
2700K	10	1555	466,5	
3000K	10	1600	480	
4000K	10	1645	493,5	

Consumption values of LED circuit PF: 0.91-0.95 .
 Lumen Output values of LED chip @CRI 80 .



Discover **ALPHA34** Family

Alpha is a top lighting product line. Easy, simply to fit any project, with superb functionality and minimalistic design. Designed for ceiling, pendant, recessed, trimless and pendant up & down with uplight installation.

Technical Specifications & Constraints

Length

Available from 58cm to 450cm

CCT

3000K and 4000K
Optionally 2700K, 6500K and Tunable White
Color Consistency <3SDCM

CRI

Available in CRI80 and Optionally CRI90

LED Board & Driver

up to 200Lm/W
L80 B10 @50.000h (Ta 24°C)
Flicker @100Hz<3

Optic / Diffuser

Opal Diffuser, Micro Prismatic Opal,
Black Diffuser



LED Drivers

On-Off
DALI
Push Button
1-10V
Bluetooth

Mechanical

IK05
IP20


Installation

Ceiling | Pendant



Body Colours

White | Black | Grey | Your Special RAL



"ALPHA34" Ceiling or Pendant...

is a LED profile luminaire, made of an extruded aluminum, powder-coated with fine matte finish. Designed for ceiling or pendant mounting, providing direct light emission through a diffuser made either of satined polycarbonate for an almost homogeneous emission of light or microprismatic for reduced UGR<19.

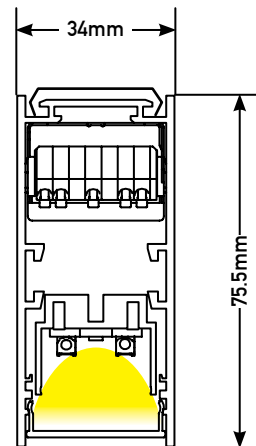
Luminaire equipped with the latest generation of well known LED boards, with small color tolerance MacAdam 3, according to Zhaga book 7. Drivers On-Off or dimmable.

Features:

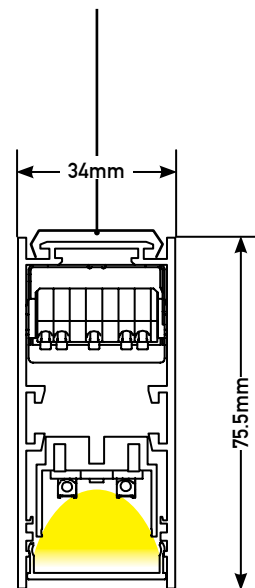
- Available from 58cm to 450cm.
- Three different Lumen Output types (HE, HO or Tunable White).
- Two different CRI (80 or 90).
- Five different CCT (2700K, 3000K, 4000K, 6500K or Tunable White).
- Three Optic-Diffuser (Opal, Micro Prismatic Opal or Black Diffuser).
- On-Off or Dimmable Drivers (Dali, Push Button, 1-10V or Bluetooth).
- Coming in White, Black or Grey powder coated, Optionally in Special RAL.
- L80 B10 @50.000h (Ta 24°).
- Flicker @100Hz <3.
- Color Consistency <3SDCM.



For Ceiling Installation, a special set of clips-springs are included



Ceiling




Pendant

ALPHA34 Ceiling



ALPHA34 Pendant

200cm Cable Adjustable Included



Ceiling

Your Code : **A34C**

Length	Inset	CRI	CCT	Optic/Diffuser	Driver	Body Colour
--------	-------	-----	-----	----------------	--------	-------------

Pendant

Your Code : **A34P**

Length	Inset	CRI	CCT	Optic/Diffuser	Driver	Body Colour
--------	-------	-----	-----	----------------	--------	-------------

Select technical features to configure your code.

Length*	Inset	CRI	CCT	Optic/Diffuser	Driver	Body Colour
058 = 58cm	1 = HE 3357Lm/m	8 = 80	27 = 2700K	P = OPAL	O = ON-OFF	W = WHITE
086 = 86cm	200Lm/W	9 = 90	30 = 3000K	M = MICRO	D = DALI	B = BLACK
114 = 114cm	2 = HO 5640Lm/m		40 = 4000K	PRISMATIC	P = PUSH	G = GREY
142 = 142cm	188Lm/W		65 = 6500K	OPAL	V = 1-10V	S = SPECIAL RAL
170 = 170cm	4 = TUNNABLE WHITE		11 = TUNABLE WHITE	B = BLACK	B = BLUETOOTH	
198 = 198cm	5265Lm/m			DIFFUSER		
226 = 226cm	162Lm/W					
254 = 254cm						
282 = 282cm						
310 = 310cm						
338 = 338cm						
366 = 366cm						
394 = 394cm						
422 = 422cm						
450 = 450cm						

*Make your choices from the above dimensions only. Is not an open edit length profile.

When CCT Tunable White Chosen, Inset Tunable White and Dimm Driver is Required.



Opal Diffuser



Micro Prismatic Opal



Black Diffuser

Technical Specifications & Constraints

Length

Available from 58cm to 450cm

CCT

3000K and 4000K
Optionally 2700K, 6500K and Tunable White
Color Consistency <3SDCM

CRI

Available in CRI80 and Optionally CRI90

LED Board & Driver

up to 200Lm/W
L80 B10 @50,000h (Ta 24°C)
Flicker @100Hz<3

Installation

Recessed | Trimless



Optic / Diffuser

Opal Diffuser, Micro Prismatic Opal,
Black Diffuser



LED Drivers

On-Off
DALI
Push Button
1-10V
Bluetooth

Mechanical

IK05
IP20

Body Colours

White | Black | Grey | Your Special RAL



"ALPHA34" Recessed or Trimless...

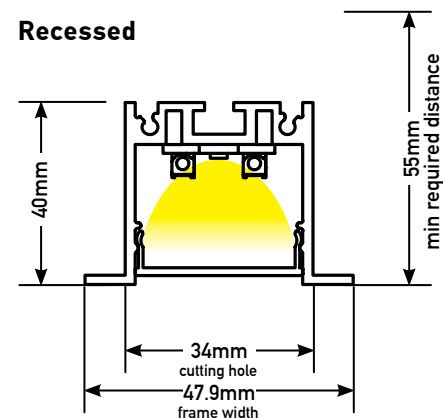
are LED profile luminaires, made of an extruded aluminum, powder-coated with fine matte finish. Designed for recessed (with 8mm frame) or trimless mounting, providing direct light emission through a diffuser made either of satined polycarbonate for an almost homogeneous emission of light or microprismatic for reduced UGR<19.

Luminaire equipped with the latest generation of well known LED boards, with small color tolerance MacAdam 3, according to Zhaga book 7. Drivers On-Off or dimmable.

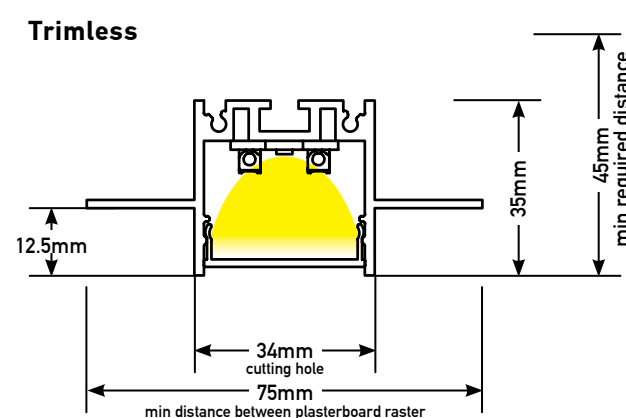
Features:

- Available from 58cm to 450cm.
- Three different Lumen Output types (HE, HO or Tunable White).
- Two different CRI (80 or 90).
- Five different CCT (2700K, 3000K, 4000K, 6500K or Tunable White).
- Three Optic-Diffuser (Opal, Micro Prismatic Opal or Black Diffuser).
- On-Off or Dimmable Drivers (Dali, Push Button, 1-10V or Bluetooth).
- Coming in White, Black or Grey powder coated, Optionally in Special RAL.
- L80 B10 @50,000h (Ta 24°).
- Flicker @100Hz <3.
- Color Consistency <3SDCM.

Recessed



Trimless



ALPHA34 Recessed

ALPHA34 Trimless

Recessed

Your Code : **A34R**

Length	Inset	CRI	CCT	Optic/ Diffuser	Driver	Body Colour
--------	-------	-----	-----	--------------------	--------	----------------

Trimless

Your Code : **A34T**

Length	Inset	CRI	CCT	Optic/ Diffuser	Driver	Body Colour
--------	-------	-----	-----	--------------------	--------	----------------

Select technical features to configure your code.

Length*	Inset	CRI	CCT	Optic/Diffuser	Driver	Body Colour
058 = 58cm	1 = HE 3357Lm/m	8 = 80	27 = 2700K	P = OPAL	O = ON-OFF	W = WHITE
086 = 86cm	200Lm/W	9 = 90	30 = 3000K	M = MICRO	D = DALI	B = BLACK
114 = 114cm	2 = HO 5640Lm/m		40 = 4000K	PRISMATIC	P = PUSH	G = GREY
142 = 142cm	188Lm/W		65 = 6500K	OPAL	V = 1-10V	S = SPECIAL RAL
170 = 170cm	4 = TUNNABLE WHITE		11 = TUNABLE WHITE	B = BLACK	B = BLUETOOTH	
198 = 198cm	5265Lm/m			DIFFUSER		
226 = 226cm	162Lm/W					
254 = 254cm						
282 = 282cm						
310 = 310cm						
338 = 338cm						
366 = 366cm						
394 = 394cm						
422 = 422cm						
450 = 450cm						

*Make your choices from the above dimensions only. Is not an open edit length profile.

When CCT Tunable White Chosen, Inset Tunable White and Dimm Driver is Required.



Opal Diffuser



Micro Prismatic Opal



Black Diffuser

Technical Specifications & Constraints

Length
Available from 58cm to 450cm

CCT
3000K and 4000K
Optionally Tunable White
Color Consistency <3SDCM

CRi
Available in CRi80

Light Emission
Direct and indirect light emission with LED Board
in 2 different Lumen Output + Tunable White.

LED Board & Driver
Up to 180Lm/W
L80 B10 @50,000h (Ta 24°C)
Flicker @100Hz<3

LED Drivers
On-Off
DALI
Push Button
1-10V
Bluetooth



Optic / Diffuser
Opal Diffuser, Micro Prismatic Opal,
Black Diffuser

Mechanical
IK05
IP20

Body Colours
White | Black | Grey | Your Special RAL



Installation
Pendant Up & Down



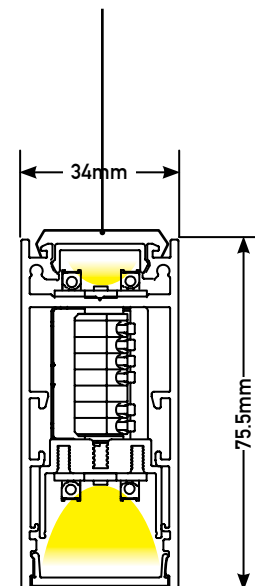
"ALPHA34" Up & Down...

is a LED profile luminaire, made of an extruded aluminum, powder-coated with fine matte finish. Designed for pendant mounting with uplight, providing direct and indirect light emission through a diffuser made either of satined polycarbonate for an almost homogeneous emission of light or microprismatic for reduced UGR<19.

Luminaire equipped with the latest generation of well known LED boards, with small color tolerance MacAdam 3, according to Zhaga book 7. Drivers On-Off or dimmable.

Features:

- Available from 58cm to 450cm.
- Three different Lumen Output types (HE, HO or Tunable White).
- Two different CRi (80 or 90).
- Five different CCT (2700K, 3000K, 4000K, 6500K or Tunable White).
- Three Optic-Diffuser (Opal, Micro Prismatic Opal or Black Diffuser).
- On-Off or Dimmable Drivers (Dali, Push Button, 1-10V or Bluetooth).
- Coming in White, Black or Grey powder coated, Optionally in Special RAL.
- L80 B10 @50,000h (Ta 24°).
- Flicker @100Hz <3.
- Color Consistency <3SDCM.
- U-LOR 50 .



Up & Down



ALPHA34 Up & Down

200cm Cable Adjustable Included

Up & Down Your Code : **A34U**

Length	Inset	CRi	CCT	Optic/ Diffuser	Driver	Body Colour
--------	-------	-----	-----	--------------------	--------	----------------

Select technical features to configure your code.

Length*	Inset	CRi	CCT	Optic/Diffuser	Driver	Body Colour
058 = 58cm	1 = HE 3357Lm/m	8 = 80	27 = 2700K	P = OPAL	O = ON-OFF	W = WHITE
086 = 86cm	200Lm/W	9 = 90	30 = 3000K	M = MICRO	D = DALI	B = BLACK
114 = 114cm	2 = HO 5640Lm/m		40 = 4000K	PRISMATIC	P = PUSH	G = GREY
142 = 142cm	188Lm/W		65 = 6500K	OPAL	V = 1-10V	S = SPECIAL RAL
170 = 170cm	4 = TUNNABLE WHITE		11 = TUNABLE WHITE	B = BLACK	B = BLUETOOTH	
198 = 198cm	5265Lm/m			DIFFUSER		
226 = 226cm	162Lm/W					
254 = 254cm						
282 = 282cm						
310 = 310cm						
338 = 338cm						
366 = 366cm						
394 = 394cm						
422 = 422cm						
450 = 450cm						

*Make your choices from the above dimensions only. Is not an open edit length profile.

When CCT Tunable White Chosen, Inset Tunable White and Dimm Driver is Required.



Opal Diffuser



Micro Prismatic Opal



Black Diffuser

Discover ALPHA34 SHALLOW

Features:

- Available from 58cm to 450cm.
- Three different Lumen Output types (HE, HO or Tunable White).
- Two different CRI (80 or 90).
- Five different CCT (2700K, 3000K, 4000K, 6500K or Tunable White).
- Three Optic-Diffuser (Opal, Micro Prismatic Opal or Black Diffuser).
- On-Off or Dimmable Drivers (Dali, Push Button, 1-10V or Bluetooth).
- Coming in White, Black or Grey powder coated, Optionally in Special RAL.
- L80 B10 @50.000h (Ta 24°).
- Flicker @100Hz <3.
- Color Consistency <3SDCM.



For Ceiling Installation, a special set of clips-springs are included



ALPHABET
BY ZAMBELLIS

ALPHA34 Ceiling Shallow

Remote Driver
One Driver Every 2.26m

ALPHA34 Pendant Shallow

Driver in Ceiling Box
200cm Cable Adjustable Included

Technical Specifications & Constraints

Length

Available from 58cm to 450cm

CCT

3000K and 4000K
Optionally 2700K, 6500K and Tunable White
Color Consistency <3SDCM

CRi

Available in CRi80 and Optionally CRi90

LED Board & Driver

up to 200Lm/W
L80 B10 @50.000h (Ta 24°C)
Flicker @100Hz<3

Installation

Ceiling | Pendant



Optic / Diffuser

Opal Diffuser, Micro Prismatic Opal, Black Diffuser



LED Drivers

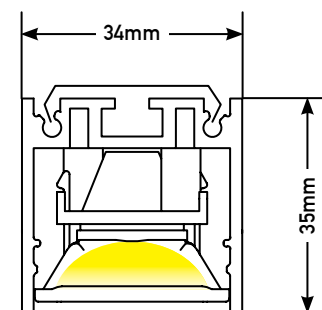
On-Off
DALI
Push Button
1-10V
Bluetooth

Mechanical

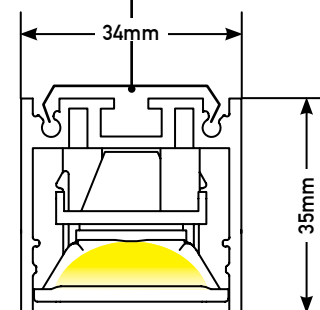
IK05
IP20

Body Colours

White | Black | Grey | Your Special RAL



Ceiling Shallow



Pendant Shallow

Ceiling Shallow

Your Code : **A34CS**

Length Inset CRI CCT Optic/Diffuser Driver Body Colour

Pendant Shallow

Your Code : **A34PS**

Length Inset CRI CCT Optic/Diffuser Driver Body Colour

Select technical features to configure your code.

Length*	Inset	CRi	CCT	Optic/Diffuser	Driver	Body Colour
058 = 58cm	1 = HE 3357Lm/m	8 = 80	27 = 2700K	P = OPAL	O = ON-OFF	W = WHITE
086 = 86cm	200Lm/W	9 = 90	30 = 3000K	M = MICRO	D = DALI	B = BLACK
114 = 114cm	2 = HO 5640Lm/m		40 = 4000K	PRISMATIC	P = PUSH	G = GREY
142 = 142cm	188Lm/W		65 = 6500K	OPAL	V = 1-10V	S = SPECIAL RAL
170 = 170cm	4 = TUNNABLE WHITE		11 = TUNABLE WHITE	B = BLACK	B = BLUETOOTH	
198 = 198cm	5265Lm/m			DIFFUSER		
226 = 226cm	162Lm/W					
254 = 254cm						
282 = 282cm						
310 = 310cm						
338 = 338cm						
366 = 366cm						
394 = 394cm						
422 = 422cm						
450 = 450cm						

*Make your choices from the above dimensions only. Is not an open edit length profile.

When CCT Tunable White Chosen, Inset Tunable White and Dimm Driver is Required.

For Pendant Shallow fixtures, the Driver is on a Ceiling Box with the following dimensions W: 3.4cm H: 3.5cm L: 42cm for Length 58-226cm.
W: 4.8cm H: 7.8cm L: 42cm for Length 254-450cm.



Opal Diffuser



Micro Prismatic Opal




Black Diffuser

Black Diffuser Lights Off



Black Diffuser Lights On





Discover **ZETA34** Family

Zeta is a top lighting product line. Easy, simply to fit any project, with superb functionality and minimalistic design. Designed for ceiling, pendant, recessed, trimless and pendant up & down with uplight installation.

Technical Specifications & Constraints

Open Edit Length

Available in any length from 13cm to 450cm

CCT

3000K and 4000K
Optionally 2700K
Color Consistency < 3 SDCM

CRI

Available in CRI80 and Optionally CRI90

LED Board & Driver

Up to 120Lm/W
L80 B20 @50.000h (Ta 24° C)
Flicker @100Hz<3
UGR<16

SMD

Block of 5LED
Total 10W



LED Drivers

On-Off
DALI
Push Button
1-10V
Bluetooth

Optic / Diffuser

15°, 30°, 45° or Wall Washer

Mechanical

IK05
IP20

Installation

Ceiling | Pendant



Body Colours

White | Black | Grey | Your Special RAL



Cover Colours

White | Black | Grey | Gold | Copper | Your Special RAL



"ZETA34" Ceiling or Pendant..

are LED profiles, made of an extruded aluminum, powder-coated with fine matte finish. Designed for ceiling and pendant mounting, providing direct light emission through SMD 5x2W, 1100Lm each.

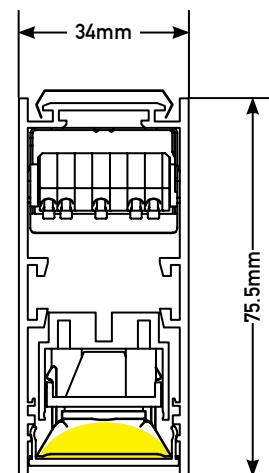
Luminaire equipped with the latest generation of well known LED boards, with small color tolerance MacAdam 3. Drivers On-Off or dimmable.



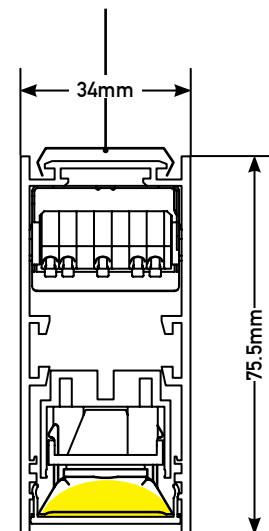
For Ceiling Installation, a special set of clips-springs are included

Features:

- Available from 13cm up to 450cm.
- Two different CRI (80 or 90).
- Three different CCT (2700K, 3000K or 4000K).
- Four different Optics-Diffusers (15°, 30°, 45° or Wall Washer).
- On-Off or Dimmable Drivers (Dali, Push Button, 1-10V or Bluetooth).
- Coming in White, Black or Grey powder coated, Optionally in Special RAL.
- L80 B20 @50.000h (Ta 24°).
- Flicker @100Hz <3.
- UGR <16.




Ceiling



Pendant



ZETA34 Ceiling



ZETA34 Pendant

200cm Cable Adjustable Included

Ceiling

Your Code : **Z34C**

Length	Number of Blocks of 5LED	CRI	CCT	Optic/ Diffuser	Driver	Body Colour	Cover Colour
--------	--------------------------	-----	-----	-----------------	--------	-------------	--------------

Pendant

Your Code : **Z34P**

Length	Number of Blocks of 5LED	CRI	CCT	Optic/ Diffuser	Driver	Body Colour	Cover Colour
--------	--------------------------	-----	-----	-----------------	--------	-------------	--------------

Select technical features to configure your code.

Length*	Number of Blocks**	CRI	CCT	Optic/Diffuser	Driver	Body Colour	Cover Colour
013 = 13cm	1 = 1 Block	8 = 80	27 = 2700K	N = 15°	O = ON-OFF	W = WHITE	W = WHITE
015 = 15cm	2 = 2 Blocks	9 = 90	30 = 3000K	K = 30°	D = DALI	B = BLACK	B = BLACK
026 = 26cm	6 = 6 Blocks		40 = 4000K	G = 45°	P = PUSH	G = GREY	G = GREY
039 = 39cm	10 = 10 Blocks			H = WALL WASHER	V = 1-10V	S = SPECIAL RAL	O = GOLD
050 = 50cm	15 = 15 Blocks				B = BLUETOOTH		C = COPPER
100 = 100cm	25 = 25 Blocks						S = SPECIAL RAL
200 = 200cm	30 = 30 Blocks						
300 = 300cm							
450 = 450cm							

*Open Edit Length min 13cm - max 450cm. **Number of Blocks min 1block (of 5 SMD , 10W) - max 30blocks. (13cm each).



Standard Cover Colours



Wall Washer Diffuser

Technical Specifications & Constraints

Open Edit Length

Available in any length from 13.3cm to 450cm

CCT

3000K and 4000K
Optionally 2700K
Color Consistency < 3 SDCM

CRi

Available in CRi80 and Optionally CRi90

LED Board & Driver

Up to 120Lm/W
L80 B20 @50.000h (Ta 24° C)
Flicker @100Hz<3
UGR<16

SMD

Block of 5LED
Total 10W



LED Drivers

On-Off
DALI
Push Button
1-10V
Bluetooth

Optic / Diffuser

15° , 30° , 45° or Wall Washer

Mechanical

IK05
IP20

Installation

Recessed | Trimless



Body Colours

White | Black | Grey



Cover Colours

White | Black | Grey | Gold | Copper | Your Special RAL



“ZETA34” Recessed or Trimless...

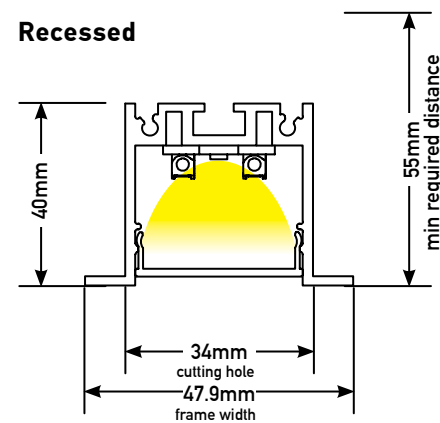
is a LED profile luminaire, made of an extruded aluminum, powder-coated with fine matte finish. Designed for recessed (with 8mm frame) and trimless mounting, providing direct light emission through SMD 5x2W, 1100Lm each.

Luminaire equipped with the latest generation of well known LED boards, with small color tolerance MacAdam 3. Drivers On-Off or dimmable.

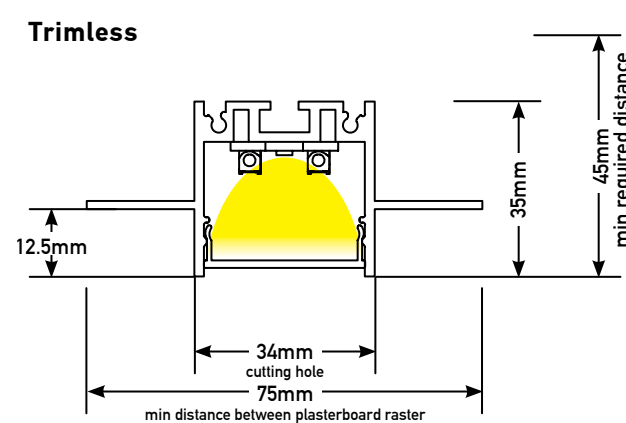
Features:

- Available from 13.3cm up to 450cm.
- Two different CRi (80 or 90).
- Three different CCT (2700K, 3000K or 4000K).
- Four different Optics / Diffusers (15° , 30° , 45° or Wall Washer).
- On-Off or Dimmable Drivers (Dali, Push Button, 1-10V or Bluetooth).
- Coming in White, Black or Grey powder coated.
- L80 B20 @50.000h (Ta 24°).
- Flicker @100Hz<3
- UGR<16

Recessed



Trimless



ZETA34 Recessed



ZETA34 Trimless

Recessed

Your Code : **Z34R**

Length	Number of Blocks of 5LED	CRi	CCT	Optic/ Diffuser	Driver	Body Colour	Cover Colour
--------	--------------------------	-----	-----	-----------------	--------	-------------	--------------

Trimless

Your Code : **Z34T**

Length	Number of Blocks of 5LED	CRi	CCT	Optic/ Diffuser	Driver	Body Colour	Cover Colour
--------	--------------------------	-----	-----	-----------------	--------	-------------	--------------

Select technical features to configure your code.

Length*	Number of Blocks**	CRi	CCT	Optic/Diffuser	Driver	Body Colour	Cover Colour
013 = 13cm	1 = 1 Block	8 = 80	27 = 2700K	N = 15°	O = ON-OFF	W = WHITE	W = WHITE
015 = 15cm	2 = 2 Blocks	9 = 90	30 = 3000K	K = 30°	D = DALI	B = BLACK	B = BLACK
026 = 26cm	6 = 6 Blocks		40 = 4000K	G = 45°	P = PUSH	G = GREY	G = GREY
039 = 39cm	10 = 10 Blocks			H = WALL WASHER	V = 1-10V		O = GOLD
050 = 50cm	15 = 15 Blocks				B = BLUETOOTH		C = COPPER
100 = 100cm	25 = 25 Blocks						S = SPECIAL RAL
200 = 200cm	30 = 30 Blocks						
300 = 300cm							
450 = 450cm							

*Open Edit Length min 13cm - max 450cm. **Number of Blocks min 1block (of 5 SMD , 10W) - max 30blocks. (13cm each)



Standard Cover Colours



Wall Washer Diffuser

Technical Specifications & Constraints

Open Edit Length
Available in any length from 13cm to 450cm

CCT
3000K and 4000K
Optionally 2700K
Color Consistency < 3 SDCM

CRI
Available in CRI80 and Optionally CRI90

LED Board & Driver
Up to 120Lm/W
L80 B20 @50.000h (Ta 24° C)
Flicker @100Hz<3
UGR<16

Uplight Emission
Uplight with LED Board in 2 Lumen Output.

SMD
Block of 5LED
Total 10W




LED Drivers
On-Off
DALI
Push Button
1-10V
Bluetooth

Optic / Diffuser
15°, 30°, 45° or Wall Washer

Mechanical
IK05
IP20

Body Colours
White | Black | Grey



Cover Colours
White | Black | Grey | Gold | Copper | Your Special RAL



Installation
Pendant Up & Down

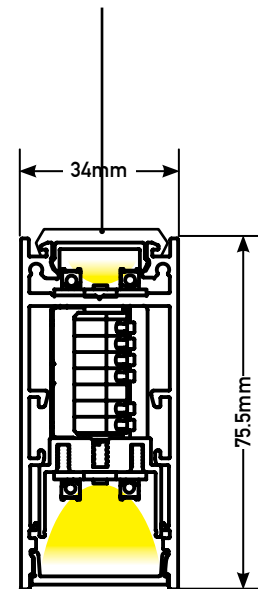


“ZETA34” Up & Down...

is a LED profile luminaire, made of an extruded aluminum, powder-coated with fine matte finish. Designed for pendant mounting with uplight, providing direct and indirect light emission through SMD 5x2W, 1100Lm each. Luminaire equipped with the latest generation of well known LED boards, with small color tolerance MacAdam 3. Drivers On-Off or dimmable.

Features:

- Available from 13cm up to 450cm.
- Two different Lumen Output types (HE or HO).
- Two different CRI (80 or 90).
- Three different CCT (2700K, 3000K or 4000K).
- Four different Optics-Diffusers (15°, 30°, 45° or Wall Washer).
- On-Off or Dimmable Drivers (Dali, Push Button, 1-10V or Bluetooth).
- Coming in White, Black or Grey powder coated.
- L80 B20 @50.000h (Ta 24°).
- Flicker @100Hz <3.
- UGR <16.
- U-LOR 50.



Up & Down



ZETA34 Up & Down

200cm Cable Adjustable Included

Up & Down

Your Code : **Z34U**

Length	Number of Blocks of 5LED	Uplight Inset	CRI	CCT	Optic/Diffuser	Driver	Body Colour	Cover Colour
--------	--------------------------	---------------	-----	-----	----------------	--------	-------------	--------------

Select technical features to configure your code.

Length*	Number of Blocks**	Uplight Inset	CRI	CCT	Optic/Diffuser	Driver	Body Colour	Cover Colour
013 = 13cm	1 = 1 Block	1 = HE 3357Lm/m	8 = 80	27 = 2700K	N = 15°	O = ON-OFF	W = WHITE	W = WHITE
015 = 15cm	2 = 2 Blocks	200Lm/W	9 = 90	30 = 3000K	K = 30°	D = DALI	B = BLACK	B = BLACK
026 = 26cm	6 = 6 Blocks	2 = HO 5640Lm/m		40 = 4000K	G = 45°	P = PUSH	G = GREY	G = GREY
039 = 39cm	10 = 10 Blocks	188Lm/W			H = WALL WASHER	V = 1-10V	O = GOLD	O = GOLD
050 = 50cm	15 = 15 Blocks					B = BLUETOOTH	C = COPPER	C = COPPER
100 = 100cm	25 = 25 Blocks						S = SPECIAL RAL	S = SPECIAL RAL
200 = 200cm	30 = 30 Blocks							
300 = 300cm								
450 = 450cm								

*Open Edit Length min 13cm - max 450cm. **Number of Blocks min 1block (of 5 SMD, 10W) - max 30blocks. (13cm each)



Standard Cover Colours



Wall Washer Diffuser

Discover ZETA34 SHALLOW

Features:

- Available from 13cm up to 450cm.
- Two different CRI (80 or 90).
- Three different CCT (2700K, 3000K or 4000K).
- Four different Optics-Diffusers (15°, 30°, 45° or Wall Washer).
- On-Off or Dimmable Drivers (Dali, Push Button, 1-10V or Bluetooth).
- Coming in White, Black or Grey powder coated.
- L80 B20 @50.000h (Ta 24°).
- Flicker @100Hz <3.
- UGR <16.



For Ceiling Installation, a special set of clips-springs are included



ZETA34 Ceiling Shallow

Remote Driver
One Driver Every 10 Blocks of 5 LED



ZETA34 Pendant Shallow

Driver in Ceiling Box
200cm Cable Adjustable Included

Technical Specifications & Constraints

Open Edit Length
Available in any length from 13cm to 450cm

CCT
3000K and 4000K
Optionally 2700K
Color Consistency < 3 SDCM

CRi
Available in CRi80 and Optionally CRi90

LED Board & Driver
Up to 120Lm/W
L80 B20 @50.000h (Ta 24° C)
Flicker @100Hz<3
UGR<16

SMD
Block of 5LED
Total 10W



LED Drivers
On-Off
DALI
Push Button
1-10V
Bluetooth

Optic / Diffuser
15°, 30°, 45° or Wall Washer

Mechanical
IK05
IP20

Installation



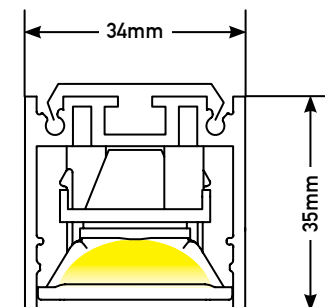
Body Colours

White | Black | Grey

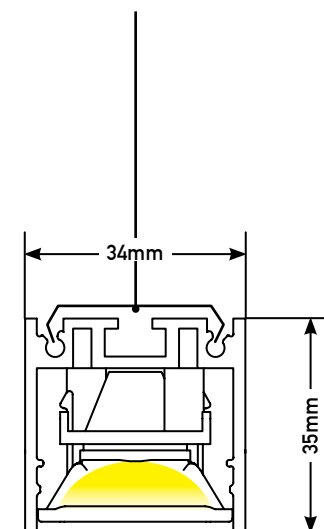


Cover Colours

White | Black | Grey | Gold | Copper | Your Special RAL



Ceiling Shallow



Pendant Shallow

Ceiling Shallow

Your Code : **Z34CS**

Length	Number of Blocks of 5LED	CRi	CCT	Optic/Diffuser	Driver	Body Colour	Cover Colour
--------	--------------------------	-----	-----	----------------	--------	-------------	--------------

Pendant Shallow

Your Code : **Z34PS**

Length	Number of Blocks of 5LED	CRi	CCT	Optic/Diffuser	Driver	Body Colour	Cover Colour
--------	--------------------------	-----	-----	----------------	--------	-------------	--------------

Select technical features to configure your code.

Length*	Number of Blocks**	CRi	CCT	Optic/Diffuser	Driver	Body Colour	Cover Colour
013 = 13cm	1 = 1 Block	8 = 80	27 = 2700K	N = 15°	O = ON-OFF	W = WHITE	W = WHITE
015 = 15cm	2 = 2 Blocks	9 = 90	30 = 3000K	K = 30°	D = DALI	B = BLACK	B = BLACK
026 = 26cm	6 = 6 Blocks		40 = 4000K	G = 45°	P = PUSH	G = GREY	G = GREY
039 = 39cm	10 = 10 Blocks			H = WALL WASHER	V = 1-10V		O = GOLD
050 = 50cm	15 = 15 Blocks				B = BLUETOOTH		C = COPPER
100 = 100cm	25 = 25 Blocks						S = SPECIAL RAL
200 = 200cm	30 = 30 Blocks						
300 = 300cm							
450 = 450cm							

*Open Edit Length min 13cm - max 450cm. **Number of Blocks min 1block (of 5 SMD, 10W) - max 30blocks. (13cm each)



Standard Cover Colours



Wall Washer Diffuser



Discover **GAMMA34** Family

Gamma is a top lighting product line. Easy, simply to fit any project, with superb functionality and minimalistic design.

Designed for ceiling, pendant, recessed, trimless and pendant up & down with uplight installation.

Four different spot lights to select Giota34 , Giota40 Zoom , Giota65 or Giota85.

Giota34



Giota40 Zoom



Giota65



Giota85



Technical Specifications & Constraints

Open Edit Length

Available in any length from 30cm to 450cm

CCT

3000K and 4000K
Optionally 2700K or 6500K
Color tolerance 2 MacAdam

CRi

Available in CRi80 and Optionally CRi90

LED Board & Driver

Ripple @100Hz<3
Operation temperature: -25° +45°
Operation lifetime 50.000h
L90B10 @ 50.000h
Ambient temperature +24°
Flicker @100Hz<3

Spot's Option

Giota 34, Giota 40 Zoom,
Giota 65, Giota 85



LED Drivers

On-Off
DALI
Push Button
1-10V
Bluetooth

Optic / Diffuser

15°, 24°, 36°

Mechanical

IK05
IP20

Installation

Ceiling | Pendant



Body Colours

White | Black | Grey | Black Oxidation | Red Oxidation | Your Special RAL



Cover Colours

White | Black | Grey | Gold | Copper | Your Special RAL



"GAMMA34" Ceiling or Pendant...

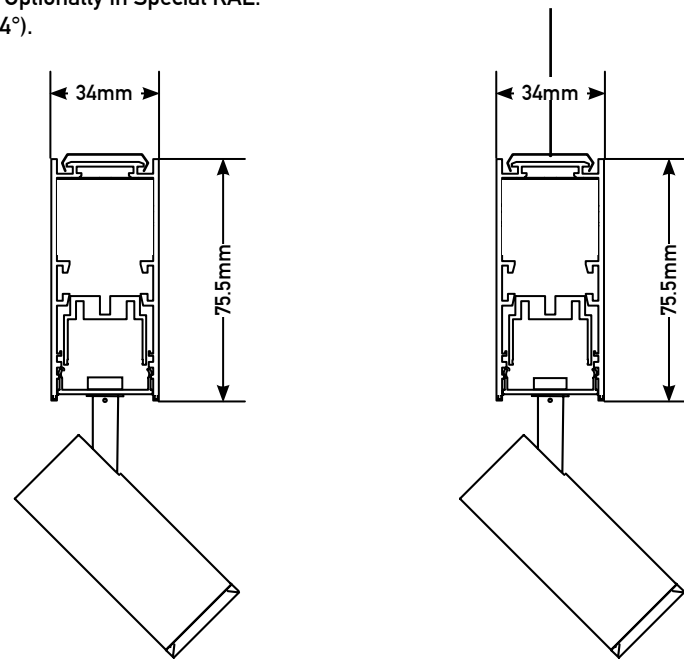
is a LED profile, made of an extruded aluminum, powder-coated with fine matte finish. With dark cover and assembled spotlight.

Features:

- Available from 30cm up to 450cm.
- Four different Spot Lights (Giota34, Giota40 Zoom, Giota65 or Giota85).
- Two different CRi (80 or 90).
- Four different CCT (2700K, 3000K, 4000K or 6500K).
- Three different Optics-Diffusers (15°, 24°, 36°).
- On-Off or Dimmable Drivers (Dali, Push Button, 1-10V or Bluetooth).
- Coming in White, Black or Grey powder coated and in Special Decorative Black or Red Oxidation, Optionally in Special RAL.
- L90 B10 @50.000h (Ta 24°).
- Flicker @100Hz <3.




For Ceiling Installation, a special set of clips-springs are included



Ceiling

Pendant



GAMMA34 Ceiling



GAMMA34 Pendant

200cm Cable Adjustable Included

Ceiling

Your Code : **G34C**

Length	Number of Spots	Spot Type	CRi	CCT	Optic/ Diffuser	Driver	Body Colour	Cover Colour
--------	-----------------	-----------	-----	-----	-----------------	--------	-------------	--------------

Pendant

Your Code : **G34P**

Length	Number of Spots	Spot Type	CRi	CCT	Optic/ Diffuser	Driver	Body Colour	Cover Colour
--------	-----------------	-----------	-----	-----	-----------------	--------	-------------	--------------

Select technical features to configure your code.

Length*	Number of Spots**	Spot Type	CRi	CCT	Optic/Diffuser	Driver	Body Colour	Cover Colour
030 = 30cm	1 = 1 Spot	134 = GIOTA 34	8 = 80	27 = 2700K	N = 15°	O = ON-OFF	W = WHITE	W = WHITE
050 = 50cm	5 = 5 Spots	140 = GIOTA 40	9 = 90	30 = 3000K	O = 24°	D = DALI	B = BLACK	B = BLACK
100 = 100cm	10 = 10 Spots	ZOOM		40 = 4000K	R = 36°	P = PUSH	G = GREY	G = GREY
200 = 200cm	15 = 15 Spots	165 = GIOTA 65		65 = 6500K		V = 1-10V	L = BLACK OXIDATION	O = GOLD
300 = 300cm	18 = 18 Spots	185 = GIOTA 85				B = BLUETOOTH	R = RED OXIDATION	C = COPPER
400 = 400cm							S = SPECIAL RAL	S = SPECIAL RAL
450 = 450cm								

*Open Edit Length min 30cm - max 450cm / step 10cm. **Number of Spots min 1spot - max 18spots / max 4spots per meter.

Minimum Distance Between 2 Spots 200mm

Technical Specifications & Constraints

Open Edit Length

Available in any length from 30cm to 450cm

CCT

3000K and 4000K
Optionally 2700K or 6500K
Color tolerance 2 MacAdam

CRI

Available in CRI80 and Optionally CRI90

LED Board & Driver

Ripple @100Hz<3
Operation temperature: -25° +45°
Operation lifetime 50.000h
L90B10 @ 50.000h
Ambient temperature +24°
Flicker @100Hz<3

Installation

Recessed | Trimless



Spot's Option

Giota 34, Giota 40 Zoom,
Giota 65, Giota 85



LED Drivers

On-Off
DALI
Push Button
1-10V
Bluetooth

Optic / Diffuser

15° , 24° , 36°

Mechanical

IK05
IP20

Body Colours

White | Black



Cover Colours

White | Black | Grey | Gold | Copper | Your Special RAL



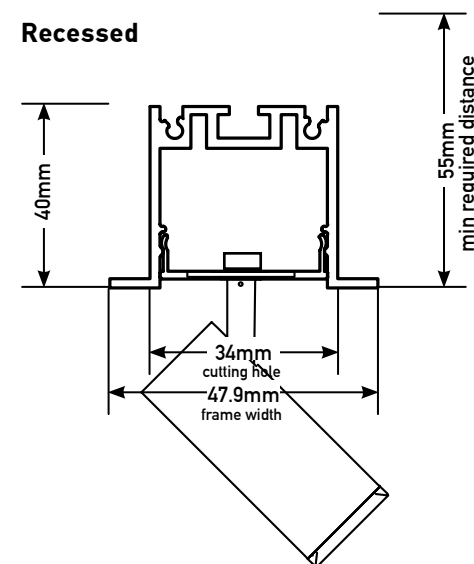
"GAMMA34" Recessed or Trimless...

are LED profiles, made of an extruded aluminum, powder-coated with fine matte finish.
With dark cover and assembled spotlight.
Designed for recessed (with 8mm frame) or trimless mounting

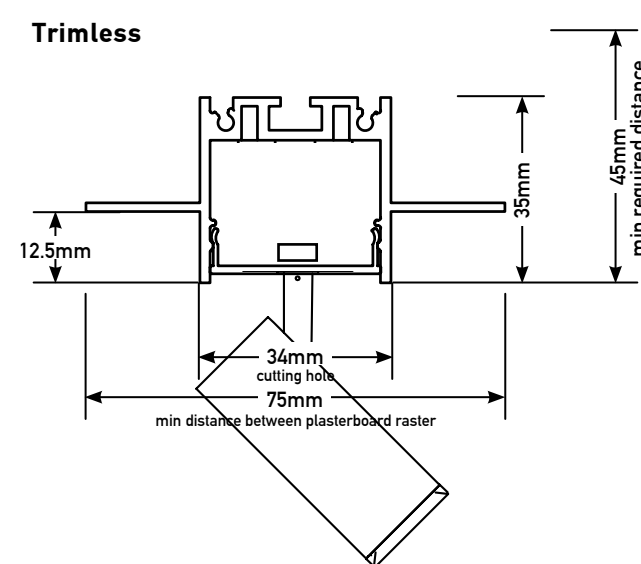
Features:

- Available from 30cm up to 450cm.
- Four different Spot Lights (Giota34, Giota40 Zoom, Giota65 or Giota85).
- Two different CRI (80 or 90).
- Four different CCT (2700K, 3000K, 4000K or 6500K).
- Three different Optics-Diffusers (15° , 24° , 36°).
- On-Off or Dimmable Drivers (Dali, Push Button, 1-10V or Bluetooth).
- Coming in White or Black powder coated.
- L90 B10 @50.000h (Ta 24°).
- Flicker @100Hz <3.

Recessed



Trimless



GAMMA34 Recessed



GAMMA34 Trimless

Recessed

Your Code : **G34R**

Length	Number of Spots	Spot Type	CRI	CCT	Optic/ Diffuser	Driver	Body Colour	Cover Colour
--------	-----------------	-----------	-----	-----	-----------------	--------	-------------	--------------

Trimless

Your Code : **G34T**

Length	Number of Spots	Spot Type	CRI	CCT	Optic/ Diffuser	Driver	Body Colour	Cover Colour
--------	-----------------	-----------	-----	-----	-----------------	--------	-------------	--------------

Select technical features to configure your code.

Length*	Number of Spots**	Spot Type	CRI	CCT	Optic/Diffuser	Driver	Body Colour	Cover Colour
030 = 30cm	1 = 1 Spot	134 = GIOTA 34	8 = 80	27 = 2700K	N = 15°	O = ON-OFF	W = WHITE	W = WHITE
050 = 50cm	5 = 5 Spots	140 = GIOTA 40	9 = 90	30 = 3000K	O = 24°	D = DALI	B = BLACK	B = BLACK
100 = 100cm	10 = 10 Spots	ZOOM		40 = 4000K	R = 36°	P = PUSH		G = GREY
200 = 200cm	15 = 15 Spots	165 = GIOTA 65		65 = 6500K		V = 1-10V		O = GOLD
300 = 300cm	18 = 18 Spots	185 = GIOTA 85				B = BLUETOOTH		C = COPPER
400 = 400cm								S = SPECIAL RAL
450 = 450cm								

*Open Edit Length min 30cm - max 450cm / step 10cm. **Number of Spots min 1spot - max 18spots / max 4spots per meter.

Minimum Distance Between 2 Spots 200mm

Technical Specifications & Constraints

Open Edit Length

Available in any length from 30cm to 450cm

CCT

3000K and 4000K
Optionally 2700K or 6500K
Color tolerance 2 MacAdam

CRi

Available in CRi80 and Optionally CRi90

LED Board & Driver

Ripple @100Hz<3
Operation temperature: -25° +45°
Operation lifetime 50.000h
L90B10 @ 50.000h
Ambient temperature +24°
Flicker @100Hz<3

Uplight Emission

Uplight with LED Board in 2 Lumen Output.

Spot's Option

Giota 34, Giota 40 Zoom,
Giota 65, Giota 85



LED Drivers

On-Off
DALI
Push Button
1-10V
Bluetooth

Optic / Diffuser


15°, 24°, 36°

Mechanical

IK05
IP20

Body Colours

White | Black | Grey | Black Oxidation | Red Oxidation | Your Special RAL



Cover Colours

White | Black | Grey | Gold | Copper | Your Special RAL



Installation

Pendant Up & Down



GAMMA34 Up & Down

200cm Cable Adjustable Included

Up & Down

Your Code : **G34U**

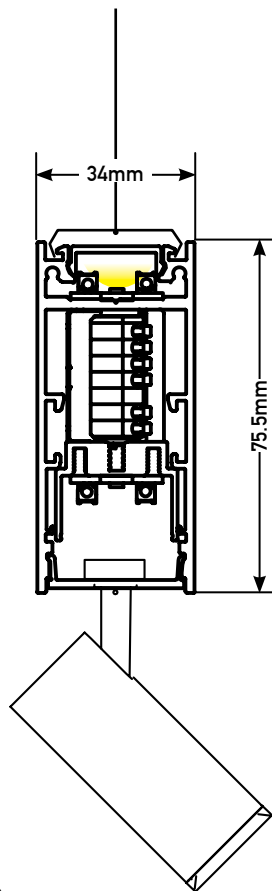
Length	Number of Spots	Spot Type	Uplight Inset	CRi	CCT	Optic/ Diffuser	Driver	Body Colour	Cover Colour
--------	-----------------	-----------	---------------	-----	-----	-----------------	--------	-------------	--------------

"GAMMA34" Up & Down...

is a LED profile, made of an extruded aluminum, powder-coated with fine matte finish. Designed for pendant mounting with uplight, providing direct and indirect light emission. With dark cover and assembled spotlight.

Features:

- Available from 30cm up to 450cm.
- Four different Spot Lights (Giota34, Giota40 Zoom, Giota65 or Giota85).
- Two different Lumen Output types (HE or HO).
- Two different CRi (80 or 90).
- Four different CCT (2700K, 3000K, 4000K or 6500K).
- Three different Optics-Diffusers (15°, 24°, 36°).
- On-Off or Dimmable Drivers (Dali, Push Button, 1-10V or Bluetooth).
- Coming in White, Black or Grey powder coated and in Special Decorative Black or Red Oxidation, Optionally in Special RAL.
- L90 B10 @50.000h (Ta 24°).
- Flicker @100Hz <3.



Up & Down

Select technical features to configure your code.

Length*	Spots Number	Spot Type	Uplight Inset	CRi	CCT	Optic/Diffuser	Driver	Body Colour	Cover Colour
030 = 30cm	1 = 1 Spot	I34 = GIOTA 34	1 = HE 3357Lm/m	8 = 80	27 = 2700K	N = 15°	O = ON-OFF	W = WHITE	W = WHITE
050 = 50cm	5 = 5 Spots	I40 = GIOTA 40	200Lm/W	9 = 90	30 = 3000K	O = 24°	D = DALI	B = BLACK	B = BLACK
100 = 100cm	10 = 10 Spots	ZOOM	2 = HO 5640Lm/m		40 = 4000K	R = 36°	P = PUSH	G = GREY	G = GREY
200 = 200cm	15 = 15 Spots	I65 = GIOTA 65	188Lm/W		65 = 6500K		V = 1-10V	L = BLACK	O = GOLD
300 = 300cm	18 = 18 Spots	I85 = GIOTA 85					B = BLUETOOTH	OXIDATION	C = COPPER
400 = 400cm								R = RED	S = SPECIAL RAL
450 = 450cm								OXIDATION	
								S = SPECIAL RAL	

*Open Edit Length min 30cm - max 450cm / step 10cm. **Number of Spots min 1spot - max 18spots / max 4spots per meter.

Minimum Distance Between 2 Spots 200mm

Discover GAMMA34 SHALLOW

Features:

- Available from 30cm up to 450cm.
- Four different Spot Lights (Giota34, Giota40 Zoom, Giota65 or Giota80).
- Two different CRI (80 or 90).
- Four different CCT (2700K, 3000K, 4000K or 6500K).
- Three different Optics-Diffusers (15°, 24° or 36°).
- On-Off or Dimmable Drivers (Dali, Push Button, 1-10V or Bluetooth).
- Coming in White or Black powder coated.
- L90 B10 @50.000h (Ta 24°).
- Flicker @100Hz <3.



For Ceiling Installation, a special set of clips-springs are included



GAMMA34 Ceiling Shallow

Remote Driver
One Driver Every 8 Spots



GAMMA34 Pendant Shallow

Driver in Ceiling Box
200cm Cable Adjustable Included

ALPHABET
BY ZAMBELLIS

Technical Specifications & Constraints

Open Edit Length

Available in any length from 30cm to 450cm

CCT

3000K and 4000K
Optionally 2700K or 6500K
Color tolerance 2 MacAdam

CRI

Available in CRI80 and Optionally CRI90

LED Board & Driver

Ripple @100Hz<3
Operation temperature: -25° +45°
Operation lifetime 50.000h
L90B10 @ 50.000h
Ambient temperature +24°
Flicker @100Hz<3

Spot's Option

Giota 34, Giota 40 Zoom,
Giota 65, Giota 85



LED Drivers

On-Off
DALI
Push Button
1-10V
Bluetooth

Optic / Diffuser

15°, 24°, 36°

Mechanical

IK05
IP20

Installation

Ceiling | Pendant



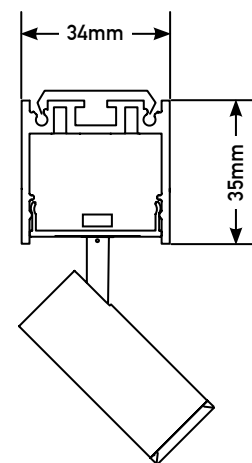
Body Colours

White | Black

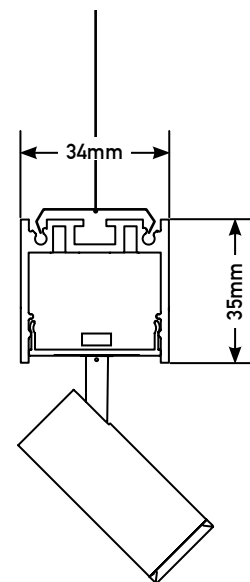


Cover Colours

White | Black | Grey | Gold | Copper | Your Special RAL



Ceiling Shallow



Pendant Shallow

Ceiling Shallow Your Code : **G34CS**

Length	Number of Spots	Spot Type	CRI	CCT	Optic/Diffuser	Driver	Body Colour	Cover Colour
--------	-----------------	-----------	-----	-----	----------------	--------	-------------	--------------

Pendant Shallow Your Code : **G34PS**

Length	Number of Spots	Spot Type	CRI	CCT	Optic/Diffuser	Driver	Body Colour	Cover Colour
--------	-----------------	-----------	-----	-----	----------------	--------	-------------	--------------

Select technical features to configure your code.


Length*	Number of Spots**	Spot Type	CRI	CCT	Optic/Diffuser	Driver	Body Colour	Cover Colour
030 = 30cm	1 = 1 Spot	134 = GIOTA 34	8 = 80	27 = 2700K	N = 15°	O = ON-OFF	W = WHITE	W = WHITE
050 = 50cm	5 = 5 Spots	140 = GIOTA 40	9 = 90	30 = 3000K	O = 24°	D = DALI	B = BLACK	B = BLACK
100 = 100cm	10 = 10 Spots	ZOOM		40 = 4000K	R = 36°	P = PUSH		G = GREY
200 = 200cm	15 = 15 Spots	165 = GIOTA 65		65 = 6500K		V = 1-10V		O = GOLD
300 = 300cm	18 = 18 Spots	185 = GIOTA 85				B = BLUETOOTH		C = COPPER
400 = 400cm								S = SPECIAL RAL
450 = 450cm								

*Open Edit Length min 30cm - max 450cm / step 10cm. **Number of Spots min 1spot - max 18spots / max 4spots per meter.

Minimum Distance Between 2 Spots 200mm

Discover EPSILON34 Uplight MAGNETIC

Epsilon is a top lighting product line. Easy, simply to fit any project, with superb functionality and minimalistic design. Designed for pendant installation with uplight.



EPSILON34 Uplight MAGNETIC

Driver 48V for Magnetic and Driver 220V for Uplight Incorporated.
200cm Cable Adjustable Included

Technical Specifications & Constraints

Open Edit Length

Available in any length from 100cm to 300cm

CCT

3000K and 4000K
Optionally 2700K, 6500K
Color Consistency <3SDCM

CRI

Available in CRI80 and Optionally CRI90

Light Emission & Driver

Optionally, uplight with LED Board in 2 Lumen Output
L80 B10 @ 50.000h
Flicker @100Hz<3

Mechanical

IK05
IP20

Installation

Pendant Uplight Magnetic



Specification

Incorporated 3phase track with 'ready to plug' power supply




LED Drivers

On-Off
DALI
Push Button
1-10V
Bluetooth

Body Colours

White | Black | Grey



Marble | Black Oxidation | Red Oxidation | Your Special RAL



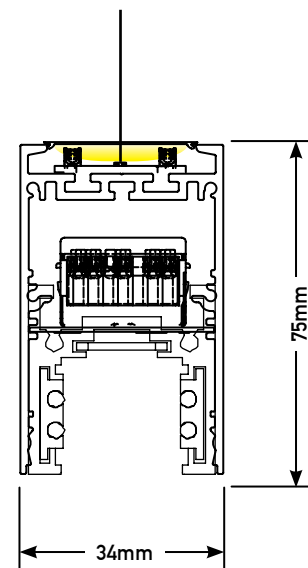
"EPSILON34" Uplight Magnetic...

is a magnetic LED profile, made of an extruded aluminum, powder-coated with fine matte finish.

Designed for pendant mounting with uplight, providing direct and indirect light emission.

Features:

- Available from 100cm to 300cm.
- Incorporated magnetic Track with 'ready to plug' at 48V power supply.
- Two different Lumen Output (HE or HO).
- Two different CRI (80 or 90).
- Four different CCT (2700K, 3000K, 4000K or 6500K).
- On-Off or Dimmable Drivers (Dali, Push Button, 1-10V or Bluetooth).
- Coming in White, Black or Grey powder coated and in Special Decorative White Marble, Black or Red Oxidation, Optionally in Special RAL.
- L90 B10 @50.000h (Ta 24°).
- Flicker @100Hz<3.



Uplight

Your Code : **E34UM**

Length Uplight Inset CRI CCT Driver Body Colour


Select technical features to configure your code.

Length*	Uplight Inset	CRI	CCT	Driver	Body Colour
1 = 100cm	1 = HE 3357Lm/m	8 = 80	27 = 2700K	0 = ON-OFF	W = WHITE
2 = 200cm	200Lm/W	9 = 90	30 = 3000K	D = DALI	B = BLACK
3 = 300cm	2 = HO 5640Lm/m		40 = 4000K	P = PUSH	G = GREY
	188Lm/W		65 = 6500K	V = 1-10V	M = MARBLE
				B = BLUETOOTH	L = BLACK OXIDATION
					R = RED OXIDATION
					S = SPECIAL RAL

*Make your choices from the above dimensions only. Is not an open edit length profile.

Discover LAMDA34 Family

Lamda is a top lighting product line. Easy, simply to fit any project, with superb functionality and minimalistic design. Designed for ceiling, recessed, trimless, and pendant up & down with uplight installation.



LAMDA34 Recessed

LAMDA34 Trimless

Technical Specifications & Constraints

Length
Available from 50cm to 450cm

Cover
Flat Cover



Installation
Recessed | Trimless



Body Colours
White | Black



Cover Colours
White | Black | Grey | Gold | Copper | Your Special RAL



“LAMDA34” Recessed or Trimless... is a LED profile, made of an extruded aluminum, powder-coated with fine matte finish with flat cover. Designed for recessed (with 8mm frame) and trimless.

Features:

- Available from 50cm to 450cm.
- With flat cover.
- Coming in White and Black powder coated.
- Select your Cover colour in White, Black, Grey, Gold, Copper or your Special RAL powder coated.

Recessed Your Code : **L34R**

Length	Cover Type	Body Colour	Cover Colour
--------	------------	-------------	--------------

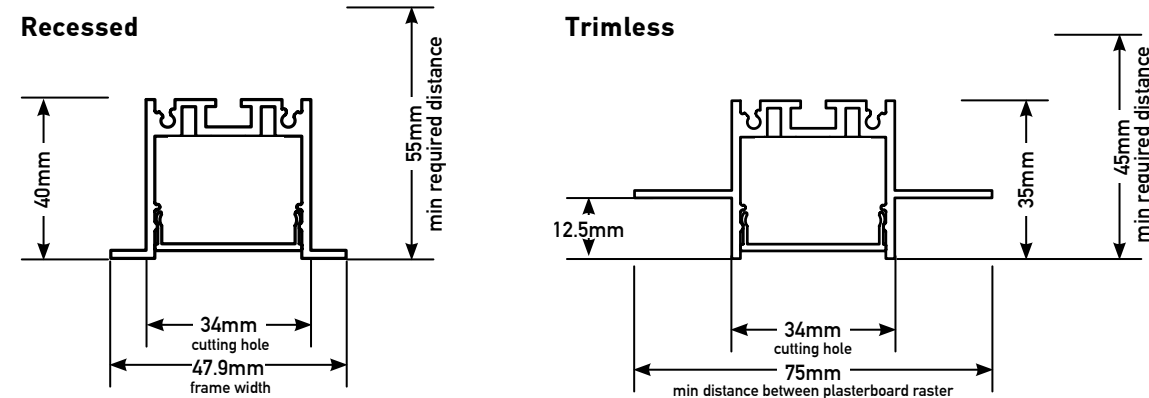
Trimless Your Code : **L34T**

Length	Cover Type	Body Colour	Cover Colour
--------	------------	-------------	--------------

Select technical features to configure your code.

Length*	Cover Type	Body Colour	Cover Colour
050 = 50cm	F = FLAT	W = WHITE	W = WHITE
100 = 100cm		B = BLACK	B = BLACK
200 = 200cm		G = GREY	G = GREY
300 = 300cm		O = GOLD	O = GOLD
400 = 400cm		C = COPPER	C = COPPER
450 = 450cm		S = SPECIAL RAL	S = SPECIAL RAL

*Open Edit Length min 10cm - max 450cm with step 10cm.



Technical Specifications & Constraints

Open Edit Length

Available from 50cm to 450cm

CCT

3000K and 4000K
Optionally 2700K, 6500K and Tunable White
Color Consistency <3SDCM

CRi

Available in CRi80 and Optionally CRi90

Light Emission

Direct light emission with LED Board in 3 different
Lumen Output + Tunable White
Optionally, uplight with LED Board in 2 Lumen
Output + Tunable White

Optics / Diffusers

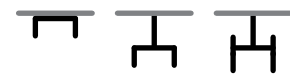
Opal

Cover

Flat Cover

Installation

Ceiling | Pendant | Pendant Uplight



LED Board & Driver

Up to 200Lm/W
L80 B10 @50.000h (Ta 24°C)
Flicker @100Hz<3



LED Drivers


On-Off
DALI
Push Button
1-10V
Bluetooth

Mechanical (only for Up & Down)

IK05
IP20

Body Colours

White | Black | Grey | Black Oxidation | Red Oxidation | Your Special RAL



Cover Colours

White | Black | Grey | Gold | Copper | Your Special RAL



"LAMDA34" Ceiling, Pendeant or Uplight...

is a LED profile, made of an extruded aluminum, powder-coated with fine matte finish with flat cover.
Designed for ceiling, pendant and pendant with uplight installation.

Features Ceiling or Pendant:

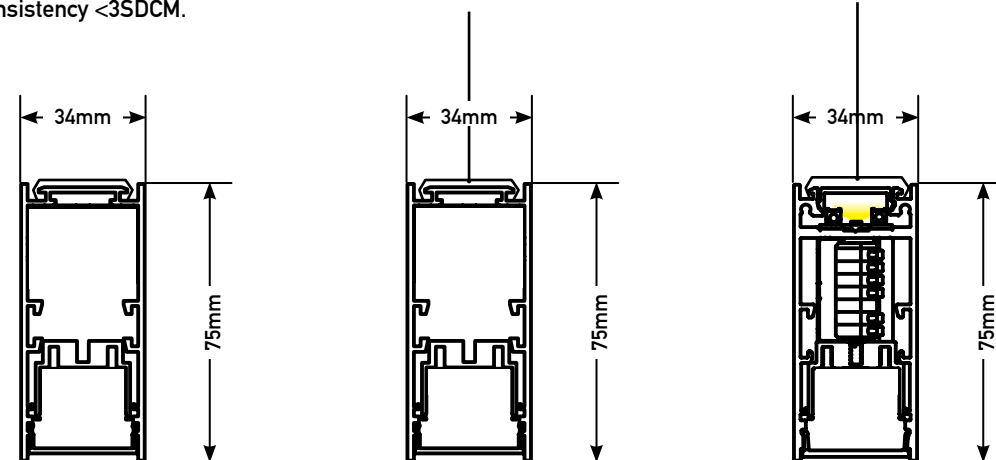
- Available from 50cm to 450cm
- Coming in White, Black, Grey powder coated and in Special Decorative Black or Red Oxidation, Optionally in Special RAL.



For Ceiling Installation, a special set of clips-springs are included

Features Uplight:

- Available from 58cm to 450cm.
- Two different Lumen Output types plus Tunable White.
- CRi80, Optionally CRi90.
- CCT 3000K or 4000K, Optionally 2700K or 6500K plus Tunable White.
- With Flat Cover.
- On-Off or Dimmable Drivers (Dali, Push Button, 1-10V or Bluetooth).
- Coming in White, Black or Grey powder coated and in Special Decorative Black or Red Oxidation, Optionally in Special RAL.
- L80 B10 @50.000h (Ta 24°).
- Flicker @100Hz <3.
- Color Consistency <3SDCM.



Ceiling

Pendant

Uplight



LAMDA34 Ceiling

LAMDA34 Pendant

200cm Cable Adjustable Included

LAMDA34 Uplight

200cm Cable Adjustable Included

Ceiling Your Code : **L34C**

Length	Cover Type	Body Colour	Cover Colour
--------	------------	-------------	--------------

Pendant Your Code : **L34P**

Length	Cover Type	Body Colour	Cover Colour
--------	------------	-------------	--------------

Uplight Your Code : **L34U**

Length	Uplight Inset	CRi	CCT	Driver	Cover Type	Body Colour	Cover Colour
--------	---------------	-----	-----	--------	------------	-------------	--------------

Select technical features to configure your code.

Length*	Uplight Inset	CRi	CCT	Driver	Cover Type	Body Colour	Cover Colour
050 = 50cm	1 = HE 3357Lm/m	8 = 80	27 = 2700K	O = ON-OFF	F = FLAT	W = WHITE	W = WHITE
100 = 100cm	200Lm/W	9 = 90	30 = 3000K	D = DALI		B = BLACK	B = BLACK
200 = 200cm	2 = H0 5640Lm/m		40 = 4000K	P = PUSH		G = GREY	G = GREY
300 = 300cm	188Lm/W		65 = 6500K	V = 1-10V		L = BLACK OXIDATION	O = GOLD
400 = 400cm	4 = TUNNABLE WHITE		11 = TUNABLE WHITE	B = BLUETOOTH		R = RED OXIDATION	C = COPPER
450 = 450cm	5265Lm/m 162Lm/W					S = SPECIAL RAL	S = SPECIAL RAL


*Open Edit Length min 50cm - max 450cm with step 10cm.

When CCT Tunable White Chosen, Inset Tunable White and Dimm Driver is Required.

Discover LAMDA34 SHALLOW



For Ceiling Installation, a special set of clips-springs are included



LAMDA34 Ceiling Shallow



LAMDA34 Pendant Shallow

200cm Cable Adjustable Included

Technical Specifications & Constraints

Length
Available from 50cm to 450cm

Cover
Flat Cover



Installation
Ceiling | Pendant



Body Colours
White | Black | Your Special RAL



Cover Colours
White | Black | Grey | Gold | Copper | Your Special RAL



Features:

- Available from 50cm to 450cm.
- With Flat Cover.
- Coming in White or Black powder coated. Optionally in Special RAL.

Ceiling Shallow

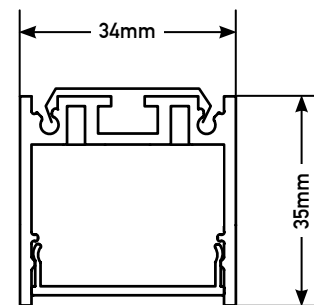
Your Code : **L34CS**

Length	Cover Type	Body Colour	Cover Colour
--------	------------	-------------	--------------

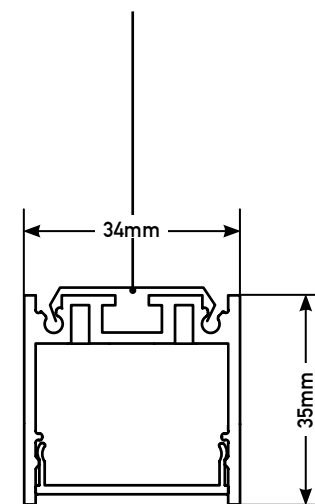
Pendant Shallow

Your Code : **L34PS**

Length	Cover Type	Body Colour	Cover Colour
--------	------------	-------------	--------------



Ceiling Shallow



Pendant Shallow

Select technical features to configure your code.

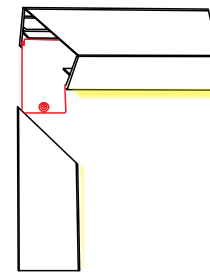
Length*	Cover Type	Body Colour	Cover Colour
050 = 50cm	F = FLAT	W = WHITE	W = WHITE
100 = 100cm		B = BLACK	B = BLACK
200 = 200cm		S = SPECIAL RAL	G = GREY
300 = 300cm			O = GOLD
400 = 400cm			C = COPPER
450 = 450cm			S = SPECIAL RAL

*Open Edit Length min 10cm - max 450cm with step 10cm.



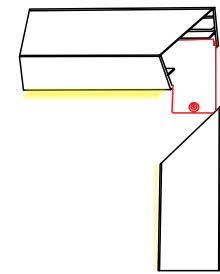
Use joints to create your own unique lighting system.

<90 | LEFT ANGLE 90° JOINT



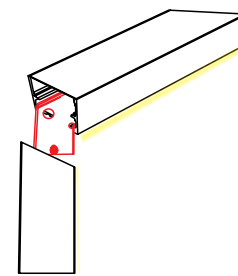
code JL90

>90 | RIGHT ANGLE 90° JOINT



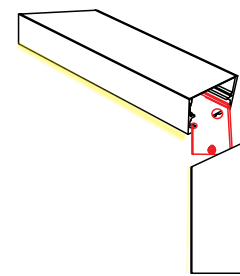
code JR90

<120 | LEFT ANGLE 120° JOINT



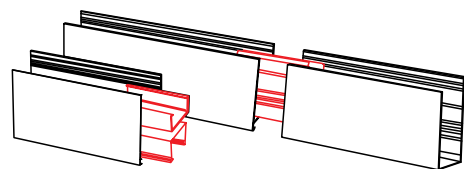
code JL120

>120 | RIGHT ANGLE 120° JOINT



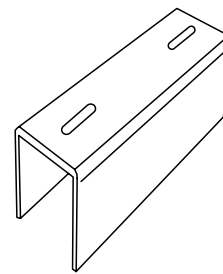
code JR120

= | PHYSICAL LINEAR JOINT



code JL

V | VIRTUAL LINEAR JOINT




code JLV

90° | UP JOINT 90°



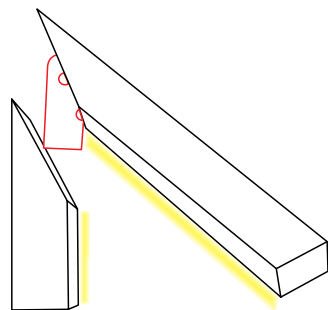
code JU90°

90° | DOWN JOINT 90°



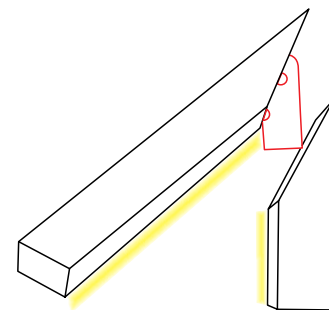
code JD90°

<60 | LEFT ANGLE 60° JOINT



code JL60

>60 | RIGHT ANGLE 60° JOINT



code JR60

* CUSTOM JOINT ANGLE >60°
UPON REQUEST

LUMINAIRE LENGTH	ALPHA 48 - BETA 48					
	INSET 1		INSET 2		INSET 3	
	CONSUMPTION W	LUMEN OUTPUT Lm	CONSUMPTION W	LUMEN OUTPUT Lm	CONSUMPTION W	LUMEN OUTPUT Lm
580	10	1.972	17	3.272	25	4.191
860	15	2.956	26	4.904	37	6.282
1140	20	3.944	35	6.543	49	8.381
1420	25	4.928	43	8.176	62	10.472
1700	30	5.916	52	9.815	74	12.572
1980	35	6.900	60	11.447	86	14.663
2260	39	7.888	69	13.086	99	16.762
2540	44	8.872	78	14.719	111	18.853
2820	49	9.860	86	16.358	123	20.953
3100	54	10.844	95	17.990	136	23.044
3380	59	11.832	104	19.629	148	25.143
3660	64	12.816	112	21.262	160	27.234
3940	69	13.804	121	22.901	173	29.334
4220	74	14.788	129	24.533	185	31.425
4500	79	15.776	138	26.172	197	33.524

Consumption values of LED circuit PF: 0.91-0.95 .
 Lumen Output values of PCB @4000K CRI 80 .
 LOR ALPHA48 : Opal 62 | Micro Opal 65 | Micro Clear 68 .
 LOR BETA48 : Flat 85 | Louver Oval 56 .
 U-LOR for all Up & Down 50 .

CCT	KAPPA 48		
	CONSUMPTION W	LED CHIP Lumen Output Lm	FINAL* Lumen Output Lm
2700K	9	930	420
3000K	9	1251	563
4000K	9	1314	591
6500K	9	1420	639

Consumption values of LED circuit PF: 0.91-0.95 .
 Lumen Output values of LED chip @CRI 80 .
 *With honeycomb .


CCT	SIGMA 48		
	CONSUMPTION W	LED CHIP Lumen Output Lm	FINAL* Lumen Output Lm
2700K	3	325	255
3000K	3	350	273
4000K	3	368	287
6500K	3	394	308

Consumption values of LED circuit PF: 0.91-0.95 .
 Lumen Output values of LED chip @CRI 80 .



Discover **ALPHA48** Family

Alpha is a top lighting product line. Easy, simply to fit any project, with superb functionality and minimalistic design. Designed for ceiling, pendant, recessed, trimless, pendant up & down with uplight and wall installation.



Features

Available from 58cm to 450cm.

Four different Lumen Output types (HE, HO, Extra Bright or Tunable White).

Two different CRi (80 or 90).

Five different CCT (2700K, 3000K, 4000K, 6500K or Tunable White).

Three different Optics-Diffuser (Opal, Micro Prismatic Opal or Micro Prismatic Clear).

On-Off, Emergency or Dimmable Drivers (Dali, Push Button, 1-10V or Bluetooth).

Coming in White, Black, Grey powder coated and in Special Decorative Black Oxidation, Red Oxidation, Optionally in Special RAL.

L80 B10 @50.000h (Ta 24°).

Flicker @100Hz <3.

Color Consistency <3SDCM.

UGR <19.



Technical Specifications & Constraints

Open Edit Length

Available from 58cm to 450cm

CCT

3000K and 4000K
Optionally 2700K, 6500K and Tunable White
Color Consistency <3SDCM

CRI

Available in CRI80 and Optionally CRI90

Light Emission

Direct light emission with LED Board
3 different Lumen Output plus Tunable White

Optic / Diffuser

Opal Diffuser
Micro Prismatic Opal
Micro Prismatic Clear
Clear Diffuser

Installation

Ceiling | Pendant



LED Board & Driver

Up to 200Lm/W
L80 B10 @50.000h (Ta 24°C)
Flicker @100Hz<3



LED Drivers

On-Off
DALI
Push Button
1-10V
Bluetooth
Emergency (over 114cm)

Mechanical

IK05
IP20

Body Colours

White | Black | Grey



Black Oxidation | Red Oxidation | Your Special RAL



"ALPHA48" Ceiling and Pendant...

are LED profiles luminaire, made of an extruded aluminum, powder-coated with fine matte finish.

Designed for ceiling or pendant mounting, providing direct light emission through a diffuser made either of sated polycarbonate for an almost homogeneous emission of light, or microprismatic clear for reduced UGR. Luminaire equipped with the latest generation of well-known LED boards, with small color tolerance MacAdam 3, according to Zhaga book 7. Drivers On-Off or dimmable.

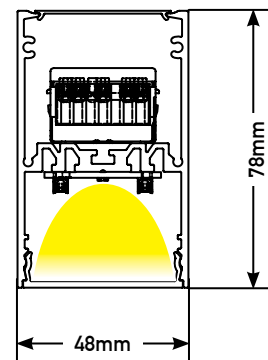
Features:

- Available from 58cm to 450cm.
- Three different Lumen Output types plus Tunable White.
- CRI80, Optionally CRI90.
- CCT 3000K or 4000K, Optionally 2700K or 6500K plus Tunable White.
- Three different Optics-Diffusers (Opal, Micro Prismatic Opal or Micro Prismatic Clear).
- On-Off or Dimmable Drivers (Dali, Push Button, 1-10V or Bluetooth).
- Coming in White, Black or Grey powder coated and in Special Decorative Black or Red Oxidation, Optionally in Special RAL.
- L80 B10 @50.000h (Ta 24°).
- Flicker @100Hz <3.
- Color Consistency <3SDCM.
- UGR <19.


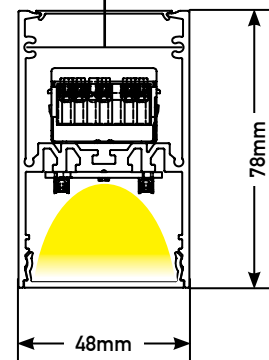


For Ceiling Installation, a special set of gira tool are included.


Ceiling



Pendant



ALPHA48 Ceiling



ALPHA48 Pendant

200cm Cable Adjustable Included

Ceiling Your Code : **A48C**

Length	Inset	CRI	CCT	Optic/Diffuser	Driver	Body Colour
--------	-------	-----	-----	----------------	--------	-------------

Pendant Your Code : **A48P**

Length	Inset	CRI	CCT	Optic/Diffuser	Driver	Body Colour
--------	-------	-----	-----	----------------	--------	-------------

Select technical features to configure your code.

Length*	Inset	CRI	CCT	Optic/Diffuser	Driver**	Body Colour
058 = 58cm	1 = HE 3357Lm/m	8 = 80	27 = 2700K	P = OPAL	O = ON-OFF	W = WHITE
086 = 86cm	200Lm/W	9 = 90	30 = 3000K	M = MICRO PRISMATIC	D = DALI	B = BLACK
114 = 114cm	2 = HO 5640Lm/m		40 = 4000K	OPAL	P = PUSH	G = GREY
142 = 142cm	188Lm/W		65 = 6500K	C = MICRO PRISMATIC	V = 1-10V	L = BLACK OXIDATION
170 = 170cm	3 = EXTRA BRIGHT		11 = TUNABLE WHITE	CLEAR	B = BLUETOOTH	R = RED OXIDATION
198 = 198cm	7032Lm/m				E = EMERGENCY	S = SPECIAL RAL
226 = 226cm	179Lm/W					
254 = 254cm	4 = TUNNABLE WHITE					
282 = 282cm	5265Lm/m					
310 = 310cm	162Lm/W					
338 = 338cm						
366 = 366cm						
394 = 394cm						
422 = 422cm						
450 = 450cm						

*Make your choices from the above dimensions only. Is not an open edit length profile. **Emergency LED Driver only over 114cm.

When CCT Tunable White Chosen, Inset Tunable White and Dimm Driver is Required.



Opal Diffuser



Micro Prismatic Opal



Micro Prismatic Clear

Technical Specifications & Constraints

Open Edit Length

Available from 58cm to 450cm

CCT

3000K and 4000K
Optionally 2700K, 6500K and Tunable White
Color Consistency <3SDCM

CRi

Available in CRi80 and Optionally CRi90

Light Emission

Direct light emission with LED Board
3 different Lumen Output plus Tunable White

Optic / Diffuser

Opal Diffuser
Micro Prismatic Opal
Micro Prismatic Clear

Installation

Recessed | Trimless



LED Board & Driver

Up to 200Lm/W
L80 B10 @50.000h (Ta 24°C)
Flicker @100Hz<3



LED Drivers

On-Off
DALI
Push Button
1-10V
Bluetooth

Mechanical

IK05
IP20

Body Colours

White | Black



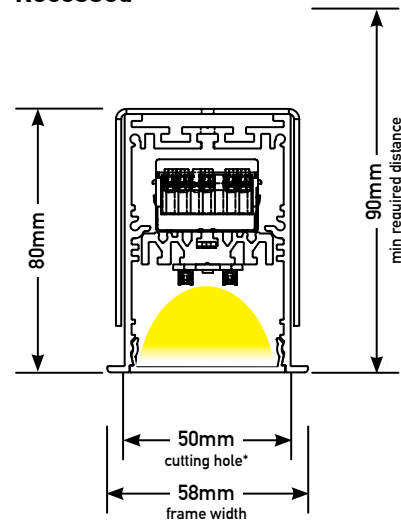
“ALPHA48” Recessed and Trimless...

is a LED profile luminaire, made of an extruded aluminum, powder-coated with fine matte finish. Designed for ceiling recessed or trimless, providing direct light emission through a diffuser made either of sated polycarbonate for an almost homogeneous emission of light, or microprismatic clear for reduced UGR. Luminaire equipped with the latest generation of well-known LED boards, with small color tolerance MacAdam 3, according to Zhaga book 7. Drivers On-Off or dimmable.

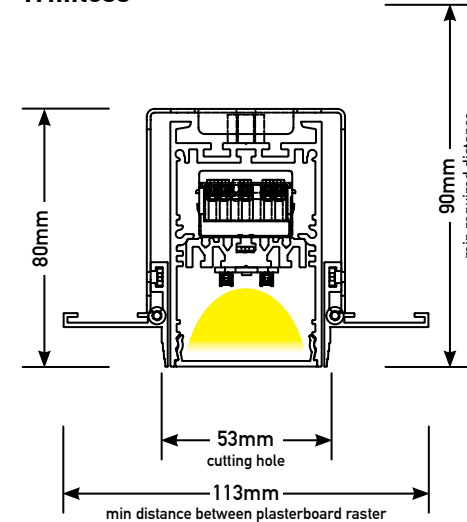
Features:

- Available from 58cm to 450cm.
- Three different Lumen Output types plus Tunable White.
- CRi80, Optionally CRi90.
- CCT 3000K or 4000K, Optionally 2700K or 6500K plus Tunable White.
- Three different Optics-Diffusers (Opal, Micro Prismatic Opal or Micro Prismatic Clear).
- On-Off or Dimmable Drivers (Dali, Push Button, 1-10V or Bluetooth).
- Coming in White or Black powder coated.
- L80 B10 @50.000h (Ta 24°).
- Flicker @100Hz <3.
- Color Consistency <3SDCM.
- UGR <19.

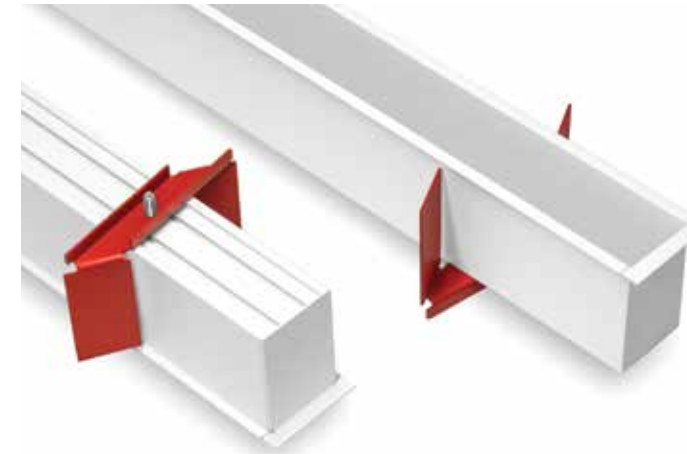
Recessed




Trimless



*Cutting hole 50mm for false ceiling. | Cutting hole 52mm for sheet metal or wood.



ALPHA48 Recessed



ALPHA48 Trimless

Recessed Your Code : **A48R**

Length	Inset	CRi	CCT	Optic/ Diffuser	Driver	Body Colour
--------	-------	-----	-----	--------------------	--------	----------------

Trimless Your Code : **A48T**

Length	Inset	CRi	CCT	Optic/ Diffuser	Driver	Body Colour
--------	-------	-----	-----	--------------------	--------	----------------

Select technical features to configure your code.

Length*	Inset	CRi	CCT	Optic/Diffuser	Driver	Body Colour
058 = 58cm	1 = HE 3357Lm/m	8 = 80	27 = 2700K	P = OPAL	O = ON-OFF	W = WHITE
086 = 86cm	200Lm/W	9 = 90	30 = 3000K	M = MICRO PRISMATIC	D = DALI	B = BLACK
114 = 114cm	2 = HO 5640Lm/m		40 = 4000K	OPAL	P = PUSH	
142 = 142cm	188Lm/W		65 = 6500K	C = MICRO PRISMATIC	V = 1-10V	
170 = 170cm	3 = EXTRA BRIGHT		11 = TUNABLE WHITE	CLEAR	B = BLUETOOTH	
198 = 198cm	7032Lm/m					
226 = 226cm	179Lm/W					
254 = 254cm	4 = TUNNABLE WHITE					
282 = 282cm	5265Lm/m					
310 = 310cm	162Lm/W					
338 = 338cm						
366 = 366cm						
394 = 394cm						
422 = 422cm						
450 = 450cm						

*Make your choices from the above dimensions only. Is not an open edit length profile.

When CCT Tunable White Chosen, Inset Tunable White and Dimm Driver is Required.



Opal Diffuser



Micro Prismatic Opal



Micro Prismatic Clear

Technical Specifications & Constraints

Open Edit Length

Available from 58cm to 450cm

CCT

3000K and 4000K
Optionally 2700K, 6500K and Tunable White
Color Consistency <3SDCM

CRI

Available in CRI80 and Optionally CRI90

Light Emission

Direct light emission with LED Board in 3 different
Lumen Output + Tunable White
Optionally, uplight with LED Board in 3 different
Lumen Output + Tunable White

Optics / Diffusers

Opal Diffuser
Micro Prismatic Opal
Micro Prismatic Clear

Installation

Pendant Up & Down | Wall



LED Board Luminous Flux & Driver

Up to 200Lm/W
L80 B10 @50.000h (Ta 24°C)
Flicker @100Hz<3



LED Drivers

On-Off
DALI
Push Button
1-10V
Bluetooth
Emergency (only for Up & Down and over 114cm)

Mechanical

IK05
IP20

Body Colours

White | Black | Grey



Black Oxidation | Red Oxidation | Your Special RAL


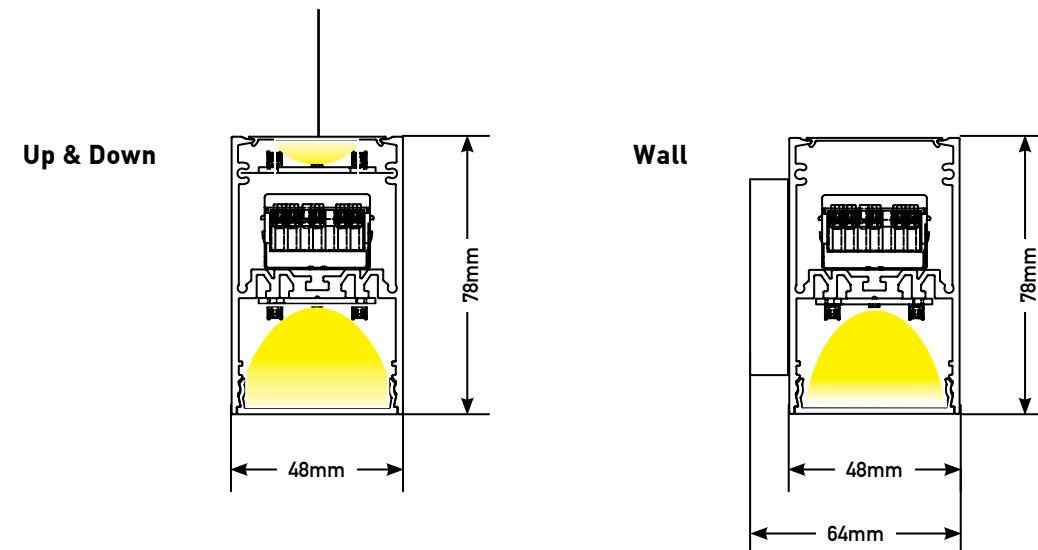


"ALPHA48" Up & Down and Wall...

is a LED profile luminaire, made of an extruded aluminum, powder-coated with fine matte finish. Designed for pendant with uplight or wall mounting, providing direct light emission or direct-indirect through a diffuser made either of sated polycarbonate for an almost homogeneous emission of light, or microprismatic clear for reduced UGR. Luminaire equipped with the latest generation of well-known LED boards, with small color tolerance MacAdam 3, according to Zhaga book 7. Drivers On-Off or dimmable.

Features:

- Available from 58cm to 450cm.
- Three different Lumen Output types plus Tunable White.
- CRI80, Optionally CRI90.
- CCT 3000K or 4000K, Optionally 2700K or 6500K plus Tunable White.
- Three different Optics-Diffusers (Opal, Micro Prismatic Opal or Micro Prismatic Clear).
- On-Off, Emergency or Dimmable Drivers (Dali, Push Button, 1-10V or Bluetooth).
- Coming in White, Black or Grey powder coated and in Special Decorative Black or Red Oxidation, Optionally in Special RAL.
- L80 B10 @50.000h (Ta 24°).
- Flicker @100Hz <3.
- Color Consistency <3SDCM.
- UGR <19.
- For Up & Down U-LOR 50.



ALPHA48 Up & Down

200cm Cable Adjustable Included



ALPHA48 Wall

Up & Down Your Code : **A48U**

Length	Inset	CRI	CCT	Optic/Diffuser	Driver	Body Colour
--------	-------	-----	-----	----------------	--------	-------------

Wall Your Code : **A48W**

Length	Inset	CRI	CCT	Optic/Diffuser	Driver	Body Colour
--------	-------	-----	-----	----------------	--------	-------------

Select technical features to configure your code.

Length*	Inset	CRI	CCT	Optic/Diffuser	Driver**	Body Colour
058 = 58cm	1 = HE 3357Lm/m	8 = 80	27 = 2700K	P = OPAL	O = ON-OFF	W = WHITE
086 = 86cm	200Lm/W	9 = 90	30 = 3000K	M = MICRO PRISMATIC	D = DALI	B = BLACK
114 = 114cm	2 = HO 5640Lm/m		40 = 4000K	OPAL	P = PUSH	G = GREY
142 = 142cm	188Lm/W		65 = 6500K	C = MICRO PRISMATIC	V = 1-10V	L = BLACK OXIDATION
170 = 170cm	3 = EXTRA BRIGHT		11 = TUNABLE WHITE	CLEAR	B = BLUETOOTH	R = RED OXIDATION
198 = 198cm	7032Lm/m				E = EMERGENCY	S = SPECIAL RAL
226 = 226cm	179Lm/W					
254 = 254cm	4 = TUNNABLE WHITE					
282 = 282cm	5265Lm/m					
310 = 310cm	162Lm/W					
338 = 338cm						
366 = 366cm						
394 = 394cm						
422 = 422cm						
450 = 450cm						

*Make your choices from the above dimensions only. Is not an open edit length profile. **Emergency LED Driver only for Up & Down and over 114cm.

When CCT Tunable White Chosen, Inset Tunable White and Dimm Driver is Required.



Opal Diffuser



Micro Prismatic Opal



Micro Prismatic Clear



Discover **BETA48** Family

Beta is a top lighting product line. Easy, simply to fit any project, with superb functionality and minimalistic design. Designed for ceiling, pendant, recessed, trimless and pendant up & down with uplight installation.



Features

Available from 58cm to 450cm.

Three different Lumen Output types (HO, Extra Bright or Tunable White).
CRI 80.

CCT 3000K or 4000K, Optionally Tunable White.

With Linear Lenses 30° or 60° Beam Angle and
Asymmetric or Double Symmetric Optic-Diffuser.

On-Off or Dimmable Drivers (Dali, Push Button, 1-10V or Bluetooth).

Coming in White, Black or Grey powder coated and in Special Decorative
Black Oxidation or Red Oxidation, Optionally in Special RAL.

L80 B10 @50.000h (Ta 24°).

Flicker @100Hz <3.

Color Consistency <3SDCM.

UGR <16.



Technical Specifications & Constraints

Length
Available from 58cm to 450cm

CCT
3000K and 4000K
Optionally Tunable White
Color Consistency <3SDCM

CRI
Available in CRI80

Light Emission
Direct light emission with LED Board in 2 different
Lumen Output + Tunable White.

LED Board & Driver
Up to 180Lm/W
L80 B10 @50.000h (Ta 24°C)
Flicker @100Hz<3
UGR<16

Installation
Ceiling | Pendant



LED Drivers
On-Off
DALI
Push Button
1-10V
Bluetooth



Optics / Diffusers
Linear lenses 30°, 60°, Asymmetric or
Double Symmetric angle beam.

Cover
Flat or Louver Oval

Mechanical
IK05
IP20

Body Colours
White | Black | Grey



Black Oxidation | Red Oxidation | Your Special RAL



"BETA48" Ceiling and Pendant...

is a LED profile luminaire, made of an extruded aluminum, powder-coated with fine matte finish. Designed for ceiling and pendant mounting, providing direct light emission through linear lenses 30°, asymmetrical or double symmetrical angle beam. Linear louvers available for reduced UGR. Luminaire equipped with the latest generation of well known LED boards, with small color tolerance MacAdam 3, according to Zhaga book 7. Drivers On-Off or dimmable.

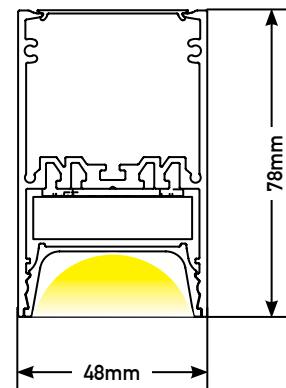
Features:

- Available from 58cm to 450cm.
- Three different Lumen Output types plus Tunable White.
- CRI80.
- CCT 3000K or 4000K, Optionally Tunable White.
- With Linear Lenses 30° or 60° Beam Angle and Asymmetric or Double Symmetric Optic-Diffuser.
- On-Off or Dimmable Drivers (Dali, Push Button, 1-10V or Bluetooth).
- Two different Cover Types (Flat Cover or Louver Oval).
- Coming in White, Black or Grey powder coated and in Special Decorative Black or Red Oxidation, Optionally in Special RAL.
- L80 B10 @50.000h (Ta 24°).
- Flicker @100Hz <3.
- Color Consistency <3SDCM.
- UGR <16.

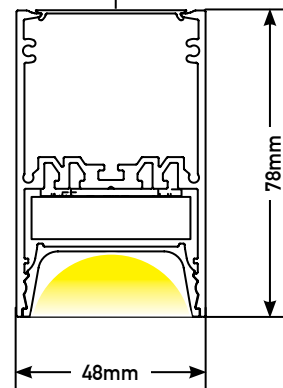


For Ceiling Installation, a special set of gira tool are included.


Ceiling



Pendant



BETA48 Ceiling



BETA48 Pendant

200cm Cable Adjustable Included

Ceiling Your Code : **B48C**

Length	Inset	CRI	CCT	Optic/Diffuser	Driver	Cover Type	Body Colour
--------	-------	-----	-----	----------------	--------	------------	-------------

Pendant Your Code : **B48P**

Length	Inset	CRI	CCT	Optic/Diffuser	Driver	Cover Type	Body Colour
--------	-------	-----	-----	----------------	--------	------------	-------------

Select technical features to configure your code.

Length*	Inset	CRI**	CCT	Optic/Diffuser	Driver	Cover Type	Body Colour
058 = 58cm	2 = HO 5640Lm/m	8 = 80	30 = 3000K	K = 30°	O = ON-OFF	F = FLAT	W = WHITE
086 = 86cm	188Lm/W		40 = 4000K	W = 60°	D = DALI	O = LOUVER	B = BLACK
114 = 114cm	3 = EXTRA BRIGHT		11 = TUNABLE WHITE	A = ASYMMETRIC	P = PUSH	OV = OVAL	G = GREY
142 = 142cm	7032Lm/m			D = DOUBLE	V = 1-10V		L = BLACK OXIDATION
170 = 170cm	179Lm/W			S = SYMMETRIC	B = BLUETOOTH		R = RED OXIDATION
198 = 198cm	4 = TUNABLE WHITE						S = SPECIAL RAL
226 = 226cm	5265Lm/m						
254 = 254cm	162Lm/W						
282 = 282cm							
310 = 310cm							
338 = 338cm							
366 = 366cm							
394 = 394cm							
422 = 422cm							
450 = 450cm							

*Make your choices from the above dimensions only. Is not an open edit length profile.

When CCT Tunable White Chosen, Inset Tunable White and Dimm Driver is Required.



Flat Cover Type



Louver Oval Cover Type

Technical Specifications & Constraints

Length

Available from 58cm to 450cm

CCT

3000K and 4000K
Optionally Tunable White
Color Consistency <3SDCM

CRi

Available in CRi80

Light Emission

Direct light emission with LED Board in 2 different
Lumen Output + Tunable White.

LED Board & Driver

Up to 180Lm/W
L80 B10 @50.000h (Ta 24°C)
Flicker @100Hz<3
UGR<16

Installation

Recessed | Trimless



LED Drivers

On-Off
DALI
Push Button
1-10V
Bluetooth

Optics / Diffuser

Linear lenses 30°, 60°, Asymmetric or
Double Symmetric angle beam.

Cover


Flat or Louver Oval

Mechanical


IK05
IP20

Body Colours

White | Black



BETA48 Recessed



BETA48 Trimless

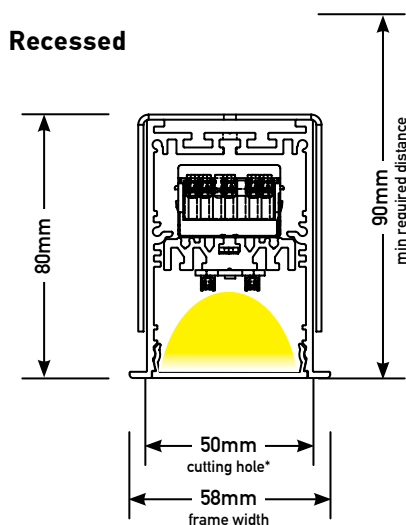
"BETA48" Recessed and Trimless...

is a LED profile luminaire, made of an extruded aluminum, powder-coated with fine matte finish. Designed for recessed and trimless mounting, providing direct light emission through linear lenses 30°, asymmetrical or double symmetrical angle beam. Linear louvers available for reduced UGR. Luminaire equipped with the latest generation of well known LED boards, with small color tolerance MacAdam 3, according to Zhaga book 7. Drivers On-Off or dimmable.

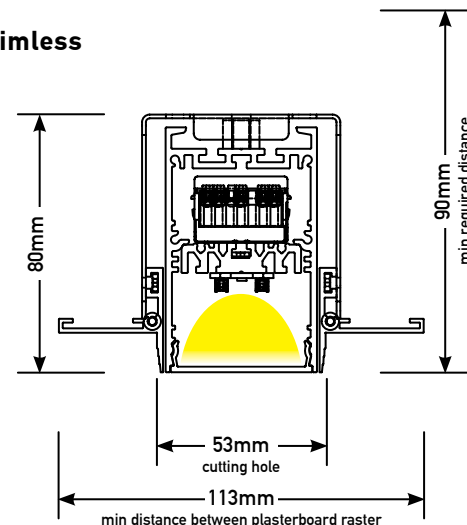
Features:

- Available from 58cm to 450cm.
- Two different Lumen Output types plus Tunable White.
- CRi80.
- CCT 3000K or 4000K, Optionally Tunable White.
- With Linear Lenses 30° or 60° Beam Angle and Asymmetric or Double Symmetric Optic-Diffuser.
- On-Off or Dimmable Drivers (Dali, Push Button, 1-10V or Bluetooth).
- Two different Cover Types (Flat Cover or Louver Oval).
- Coming in White or Black powder coated.
- L80 B10 @50.000h (Ta 24°).
- Flicker @100Hz <3.
- Color Consistency <3SDCM.
- UGR <16.

Recessed



Trimless



*Cutting hole 50mm for false ceiling. | Cutting hole 52mm for sheet metal or wood.

Recessed Your Code : **B48R**

Length	Inset	CRi	CCT	Optic/ Diffuser	Driver	Cover Type	Body Colour
--------	-------	-----	-----	--------------------	--------	---------------	----------------

Trimless Your Code : **B48T**

Length	Inset	CRi	CCT	Optic/ Diffuser	Driver	Cover Type	Body Colour
--------	-------	-----	-----	--------------------	--------	---------------	----------------

Select technical features to configure your code.

Length*	Inset	CRi	CCT	Optic/Diffuser	Driver	Cover Type	Body Colour
058 = 58cm	2 = HO 5640Lm/m	8 = 80	30 = 3000K	K = 30°	O = ON-OFF	F = FLAT	W = WHITE
086 = 86cm	188Lm/W		40 = 4000K	W = 60°	D = DALI	O = LOUVER	B = BLACK
114 = 114cm	3 = EXTRA BRIGHT		11 = TUNABLE WHITE	A = ASYMMETRIC	P = PUSH	OV = OVAL	
142 = 142cm	7032Lm/m			D = DOUBLE	V = 1-10V		
170 = 170cm	179Lm/W			SYMMETRIC	B = BLUETOOTH		
198 = 198cm	4 = TUNABLE WHITE						
226 = 226cm	5265Lm/m						
254 = 254cm	162Lm/W						
282 = 282cm							
310 = 310cm							
338 = 338cm							
366 = 366cm							
394 = 394cm							
422 = 422cm							
450 = 450cm							

*Make your choices from the above dimensions only. Is not an open edit length profile.

When CCT Tunable White Chosen, Inset Tunable White and Dimm Driver is Required.



Flat Cover Type



Louver Oval Cover Type

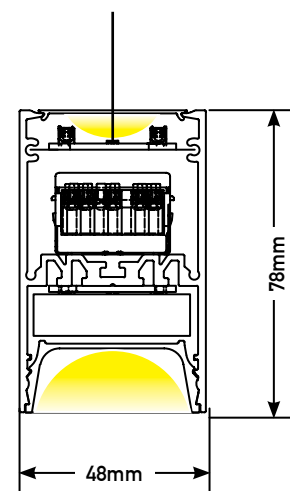


"BETA48" Up & Down...

is a LED profile luminaire, made of an extruded aluminum, powder-coated with fine matte finish. Designed for pendant mounting with uplight, providing direct light and indirect emission through linear lenses 30°, asymmetrical or double symmetrical angle beam. Linear louvers available for reduced UGR. Luminaire equipped with the latest generation of well known LED boards, with small color tolerance MacAdam 3, according to Zhaga book 7. Drivers On-Off or dimmable.

Features:

- Available from 58cm to 450cm.
- Three different Lumen Output types plus Tunable White.
- CRI80.
- CCT 3000K or 4000K, Optionally Tunable White.
- With Linear Lenses 30° or 60° Beam Angle and Asymmetric or Double Symmetric Optic-Diffuser.
- On-Off or Dimmable Drivers (Dali, Push Button, 1-10V or Bluetooth).
- Two different Cover Types (Flat Cover or Louver Oval).
- Coming in White, Black or Grey powder coated and in Special Decorative Black or Red Oxidation, Optionally in Special RAL.
- L80 B10 @50.000h (Ta 24°).
- Flicker @100Hz <3.
- Color Consistency <3SDCM.
- UGR <15.
- U-LOR 50.



Technical Specifications & Constraints

Length
Available from 58cm to 450cm

CCT
3000K and 4000K
Optionally Tunable White
Color Consistency <3SDCM

CRi
Available in CRI80

Light Emission
Direct and indirect light emission with LED Board in 2 different Lumen Output + Tunable White.

LED Board & Driver
Up to 180Lm/W
L80 B10 @50.000h (Ta 24°C)
Flicker @100Hz<3
UGR<15

Installation
Pendant Up & Down



LED Drivers
On-Off
DALI
Push Button
1-10V
Bluetooth

Optics / Diffusers
Linear lenses 30° , 60° , Asymmetric or Double Symmetric angle beam.


Cover
Flat or Louver Oval

Mechanical
IK05
IP20

Body Colours
White | Black | Grey



Black Oxidation | Red Oxidation | Your Special RAL



BETA48 Up & Down

200cm Cable Adjustable Included



Flat Cover Type



Louver Oval Cover Type

Up & Down Your Code : **B48U**


Length	Uplight Inset	CRi	CCT	Optic/ Diffuser	Driver	Cover Type	Body Colour
--------	---------------	-----	-----	-----------------	--------	------------	-------------

Select technical features to configure your code.

Length*	Uplight Inset	CRi	CCT	Optic/Diffuser	Driver	Cover Type	Body Colour
058 = 58cm	1 = HE 3357Lm/m	8 = 80	30 = 3000K	K = 30°	O = ON-OFF	F = FLAT	W = WHITE
086 = 86cm	200Lm/W		40 = 4000K	W = 60°	D = DALI	O = LOUVER	B = BLACK
114 = 114cm	2 = HO 5640Lm/m		11 = TUNABLE WHITE	A = ASYMMETRIC	P = PUSH	OVAL	G = GREY
142 = 142cm	188Lm/W			D = DOUBLE	V = 1-10V		L = BLACK OXIDATION
170 = 170cm	3 = EXTRA BRIGHT			SYMMETRIC	B = BLUETOOTH		R = RED OXIDATION
198 = 198cm	7032Lm/m						S = SPECIAL RAL
226 = 226cm	179Lm/W						
254 = 254cm	4 = TUNABLE WHITE						
282 = 282cm	5265Lm/m						
310 = 310cm	162Lm/W						
338 = 338cm							
366 = 366cm							
394 = 394cm							
422 = 422cm							
450 = 450cm							

*Make your choices from the above dimensions only. Is not an open edit length profile.

When CCT Tunable White Chosen, Inset Tunable White and Dimm Driver is Required.



Discover **KAPPA48** Family

Kappa is a top lighting product line. Easy, simply to fit any project, with superb functionality and minimalistic design. Designed for ceiling, pendant, recessed, trimless and pendant up & down with uplight installation.



Features

Available from 20cm to 450cm.
COB LED 9W, 1400Lm each with Individual Reflectors.
CRI 80, Optionally CRI 90.
CCT 3000K or 4000K, Optionally 2700K or 6500K.
Available Individual Reflectors 24° or 38°.
On-Off or Dimmable Drivers (Dali, Push Button, 1-10V or Bluetooth).
Two different Cover Types (Deep Cover or Cylinder Cover).
Coming in White, Black or Grey powder coated and in Special Decorative
Black Oxidation or Red Oxidation, Optionally in Special RAL.
L80 B10 @50.000h (Ta 24°).
Flicker @100Hz <3.
Color Consistency <3SDCM.
UGR <16.



Technical Specifications & Constraints

Open Edit Length
Available in any length from 20cm to 450cm

CCT
3000K and 4000K
Optionally 2700K
Color Consistency <3SDCM

CRI
Available in CRI80 and Optionally CRI90

Light Emission
Direct light emission with LED Board
Optionally, upright with LED Board in 2 Lumen Output + Tunable White

LED Board & Driver
Up to 180Lm/W
L80 B10 @50.000h (Ta 24°C)
Flicker @100Hz<3
UGR<16

Parametric Number of Spot
COB LED 9W




LED Drivers
On-Off
DALI
Push Button
1-10V
Bluetooth

Optics / Diffusers
24° and 38°

Cover
Deep or Cylinder

Mechanical
IK05
IP20

Body Colours
White | Black | Grey | Black Oxidation | Red Oxidation | Your Special RAL



Cover Colours
White | Black | Grey | Gold | Copper | Your Special RAL



Installation
Ceiling | Pendant



"KAPPA48" Ceiling and Pendant...

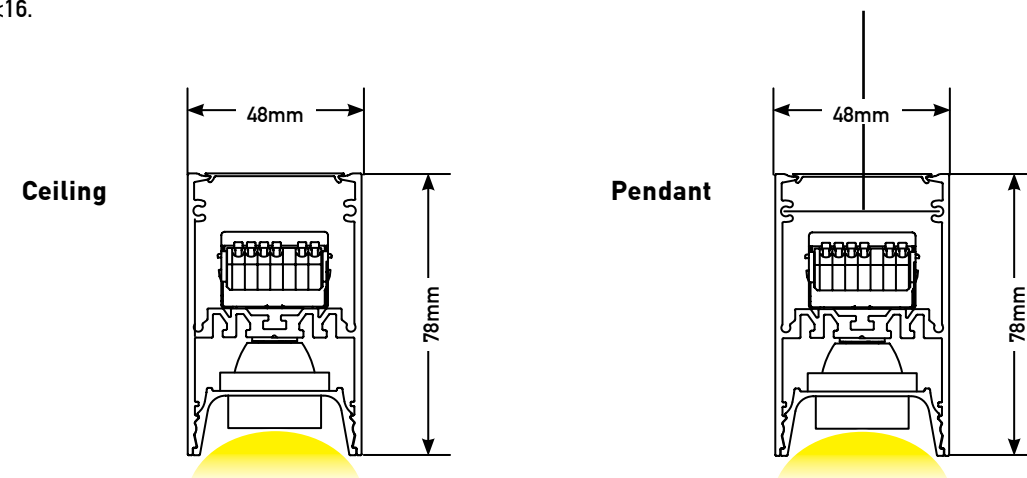
is a LED profile luminaire, made of an extruded aluminum, powder-coated with fine matte finish. Designed for ceiling or pendant mounting, providing direct light emission through COB LED 9W, 1400Lm each with Individual Reflectors. With two versions dark light parts for reduced UGR. Luminaire equipped with the latest generation of well known LED boards, with small color tolerance MacAdam 3. Drivers On-Off or dimmable.

Features:

- Available from 20cm to 450cm.
- COB LED 9W, 1400Lm each with Individual Reflectors
- CRI80, Optionally CRI 90.
- CCT 3000K or 4000K, Optionally 2700K or 6500K.
- Available Individual Reflectors 24° or 38°.
- On-Off or Dimmable Drivers (Dali, Push Button, 1-10V or Bluetooth).
- Two different Cover Types (Deep Cover or Cylinder Cover).
- Coming in White, Black or Grey powder coated and in Special Decorative Black or Red Oxidation, Optionally in Special RAL.
- L80 B10 @50.000h (Ta 24°).
- Flicker @100Hz <3.
- Color Consistency <3SDCM.
- UGR <16.



For Ceiling Installation, a special set of gira tool are included.



KAPPA48 Ceiling



KAPPA48 Pendant

200cm Cable Adjustable Included

Ceiling Your Code : **K48C**

Length	Number of Spots	CRI	CCT	Optic/ Diffuser	Driver	Cover Type	Body Colour	Cover Colour
--------	-----------------	-----	-----	-----------------	--------	------------	-------------	--------------

Pendant Your Code : **K48P**

Length	Number of Spots	CRI	CCT	Optic/ Diffuser	Driver	Cover Type	Body Colour	Cover Colour
--------	-----------------	-----	-----	-----------------	--------	------------	-------------	--------------

Select technical features to configure your code.

Length*	Number Spots**	CRI	CCT	Optic/Diffuser	Driver	Cover Type	Body Colour	Cover Colour
020 = 20cm	1 = 1 Spot	8 = 80	27 = 2700K	O = 24°	O = ON-OFF	E = DEEP	W = WHITE	W = WHITE
050 = 50cm	5 = 5 Spots	9 = 90	30 = 3000K	F = 38°	D = DALI	C = CYLINDER	B = BLACK	B = BLACK
100 = 100cm	10 = 10 Spots		40 = 4000K		P = PUSH		G = GREY	G = GREY
200 = 200cm	15 = 15 Spots		65 = 6500K		V = 1-10V		L = BLACK OXIDATION	O = GOLD
300 = 300cm	20 = 20 Spots				B = BLUETOOTH		R = RED OXIDATION	C = COPPER
400 = 400cm	36 = 36 Spots						S = SPECIAL RAL	S = SPECIAL RAL
450 = 450cm								

*Open Edit Length min 20cm - max 450cm. || **Number of Spots min 1spot - max 36spots / max 8spots per meter.

Minimum Distance Between 2 Spots 125mm



Deep Cover Type



Cylinder Cover Type

Technical Specifications & Constraints

Open Edit Length

Available in any length from 20cm to 450cm

CCT

3000K and 4000K
Optionally 2700K
Color Consistency <3SDCM

CRi

Available in CRi80 and Optionally CRi90

Light Emission

Direct light emission with LED Board
Optionally, upright with LED Board in 2 Lumen
Output + Tunable White

LED Board & Driver

Up to 180Lm/W
L80 B10 @50.000h (Ta 24°C)
Flicker @100Hz<3
UGR <16

Installation

Recessed | Trimless



Parametric Number of Spot
COB LED 9W



LED Drivers

On-Off
DALI
Push Button
1-10V
Bluetooth

Optics / Diffusers
24° and 38°

Cover
Deep or Cylinder

Mechanical
IK05
IP20

Body Colours
White | Black



Cover Colours
White | Black | Grey | Gold | Copper | Your Special RAL



"KAPPA48" Recessed and Trimless...

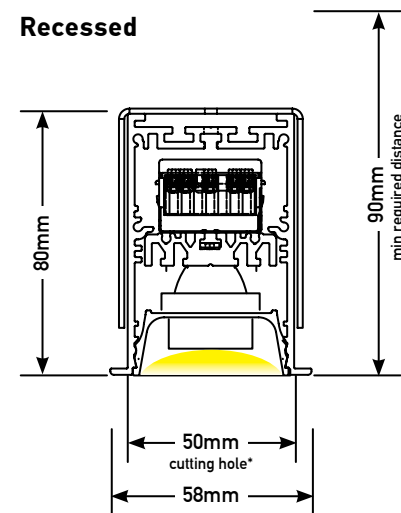
is a LED profile luminaire, made of an extruded aluminum, powder-coated with fine matte finish. Designed for recessed or trimless mounting, providing direct light emission through COB LED 9W, 1400Lm each with Individual Reflectors. With two versions dark light parts for reduced UGR.

Luminaire equipped with the latest generation of well known LED boards, with small color tolerance MacAdam 3. Drivers On-Off or dimmable.

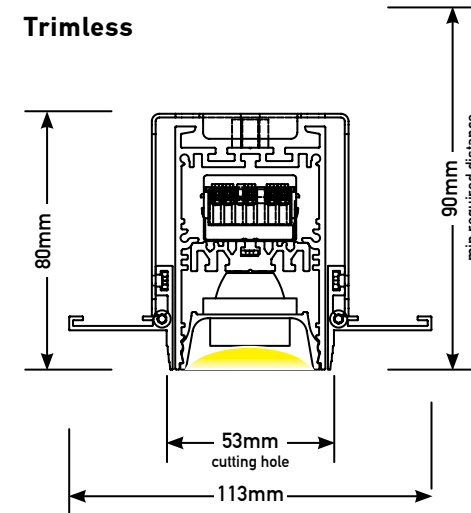
Features:

- Available from 20cm to 450cm.
- COB LED 9W, 1400Lm each with Individual Reflectors
- CRi80, Optionally CRi 90.
- CCT 3000K or 4000K, Optionally 2700K or 6500K.
- Available Individual Reflectors 24° or 38°.
- On-Off or Dimmable Drivers (Dali, Push Button, 1-10V or Bluetooth).
- Two different Cover Types (Deep Cover or Cylinder Cover).
- Coming in White or Black powder coated.
- L80 B10 @50.000h (Ta 24°).
- Flicker @100Hz <3.
- Color Consistency <3SDCM.
- UGR <16.


Recessed



Trimless



*Cutting hole 50mm for false ceiling. | Cutting hole 52mm for sheet metal or wood.



KAPPA48 Recessed



KAPPA48 Trimless

Recessed Your Code : **K48R**

Length	Number of Spots	CRi	CCT	Optic/ Diffuser	Driver	Cover Type	Body Colour	Cover Colour
--------	-----------------	-----	-----	-----------------	--------	------------	-------------	--------------

Trimless Your Code : **K48T**

Length	Number of Spots	CRi	CCT	Optic/ Diffuser	Driver	Cover Type	Body Colour	Cover Colour
--------	-----------------	-----	-----	-----------------	--------	------------	-------------	--------------

Select technical features to configure your code.

Length*	Number Spots**	CRi	CCT	Optic/Diffuser	Driver	Cover Type	Body Colour	Cover Colour
020 = 20cm	1 = 1 Spot	8 = 80	27 = 2700K	O = 24°	O = ON-OFF	E = DEEP	W = WHITE	W = WHITE
050 = 50cm	5 = 5 Spots	9 = 90	30 = 3000K	F = 38°	D = DALI	C = CYLINDER	B = BLACK	B = BLACK
100 = 100cm	10 = 10 Spots		40 = 4000K		P = PUSH			G = GREY
200 = 200cm	15 = 15 Spots		65 = 6500K		V = 1-10V			O = GOLD
300 = 300cm	20 = 20 Spots				B = BLUETOOTH			C = COPPER
400 = 400cm	36 = 36 Spots							S = SPECIAL RAL
450 = 450cm								

*Open Edit Length min 20cm - max 450cm. | **Number of Spots min 1spot - max 36spots / max 8spots per meter.

Minimum Distance Between 2 Spots 125mm



Deep Cover Type



Cylinder Cover Type



Technical Specifications & Constraints

Open Edit Length
Available in any length from 20cm to 450cm

CCT
3000K and 4000K
Optionally 2700K
Color Consistency <3SDCM

CRi
Available in CRi80 and Optionally CRi90

Light Emission
Direct and indirect light emission with LED Board.
Uplight with LED Board in
2 Lumen Output + Tunable White.

LED Board & Driver
Up to 180Lm/W
L80 B10 @50.000h (Ta 24°C)
Flicker @100Hz<3
UGR<15

Installation
Pendant Up & Down



Parametric Number of Spot
COB LED 9W




LED Drivers
On-Off
DALI
Push Button
1-10V
Bluetooth

Optics / Diffusers
24° and 38°

Cover
Deep or Cylinder

Mechanical
IK05
IP20

Body Colours
White | Black | Grey | Black Oxidation | Red Oxidation | Your Special RAL



Cover Colours
White | Black | Grey | Gold | Copper | Your Special RAL



KAPPA48 Up & Down

200cm Cable Adjustable Included

Up & Down Your Code : **K48U**

Length	Spots Number	Uplight Inset	CRi	CCT	Optic/ Diffuser	Driver	Cover Type	Body Colour	Cover Colour
--------	--------------	---------------	-----	-----	-----------------	--------	------------	-------------	--------------

Select technical features to configure your code.

Length*	Spots Number**	Uplight Inset	CRi	CCT	Optic/Diffuser	Driver	Cover Type	Body Colour	Cover Colour
020 = 20cm	1 = 1 Spot	1 = HE 3357Lm/m	8 = 80	27 = 2700K	O = 24°	O = ON-OFF	E = DEEP	W = WHITE	W = WHITE
050 = 50cm	5 = 5 Spots	200Lm/W	9 = 90	30 = 3000K	F = 38°	D = DALI	C = CYLINDER	B = BLACK	B = BLACK
100 = 100cm	10 = 10 Spots	2 = HO 5640Lm/m		40 = 4000K		P = PUSH		G = GREY	G = GREY
200 = 200cm	15 = 15 Spots	188Lm/W		65 = 6500K		V = 1-10V		L = BLACK OXIDATION	O = GOLD
300 = 300cm	20 = 20 Spots	3 = EXTRA BRIGHT				B = BLUETOOTH		R = RED OXIDATION	C = COPPER
400 = 400cm	36 = 36 Spots	7032Lm/m						S = SPECIAL RAL	S = SPECIAL RAL
450 = 450cm		179Lm/W							

*Open Edit Length min 20cm - max 450cm. **Spots Number min 1spot - max 36spots / max 8spots per meter.

Minimum Distance Between 2 Spots 125mm



Deep Cover Type



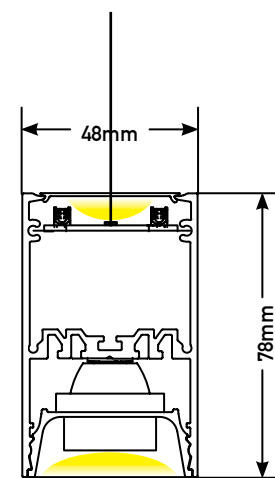
Cylinder Cover Type

"KAPPA48" Up & Down...

is a LED profile luminaire, made of an extruded aluminum, powder-coated with fine matte finish. Designed for pendant mounting with uplight, providing direct and indirect light emission through COB LED 9W, 1400Lm each with Individual Reflectors. With two versions dark light parts for reduced UGR. Luminaire equipped with the latest generation of well known LED boards, with small color tolerance MacAdam 3. Drivers On-Off or dimmable.

Features:

- Available from 20cm to 450cm.
- COB LED 9W, 1400Lm each with Individual Reflectors.
- Three different Lumen Output (HE, HO or Extra Bright).
- CRi80, Optionally CRi 90.
- CCT 3000K or 4000K, Optionally 2700K or 6500K.
- Available Individual Reflectors 24° or 38°.
- On-Off or Dimmable Drivers (Dali, Push Button, 1-10V or Bluetooth).
- Two different Cover Types (Deep Cover or Cylinder Cover).
- Coming in White, Black or Grey powder coated and in Special Decorative Black or Red Oxidation, Optionally in Special RAL.
- L80 B10 @50.000h (Ta 24°).
- Flicker @100Hz <3.
- Color Consistency <3SDCM.
- UGR <15.





Discover **SIGMA48** Family

Sigma is a top lighting product line. Easy, simply to fit any project, with superb functionality and minimalistic design.

Designed for ceiling, pendant, recessed, trimless and pendant up & down with uplight installation.

Technical Specifications & Constraints

Open Edit Length
Available in any length from 21cm to 450cm

CCT
3000K and 4000K
Optionally 2700K and 6500K
Color Consistency <3SDCM

CRI
Available in CRI80 and Optionally CRI90

Light Emission
Direct light emission with LED Board

LED Board & Driver
Up to 150Lm/W
L80 B10 @50.000h (Ta 24°C)
Flicker @100Hz<3
UGR<19

Parametric Number of Spot
SMD LED 3W

LED Drivers
On-Off
DALI
Push Button
1-10V
Bluetooth


Optics / Diffusers
15° and 30°

Cover
Dark or Louver

Mechanical
IK05
IP20



Body Colours
White | Black | Grey | Black Oxidation | Red Oxidation | Your Special RAL



Cover Colours
White | Black | Grey | Gold | Copper | Your Special RAL



Installation
Ceiling | Pendant



"SIGMA48" Ceiling and Pendant...

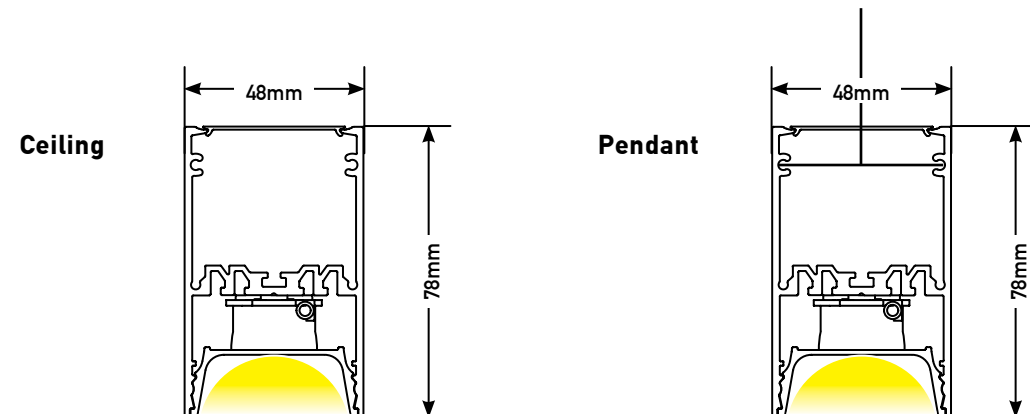
is a LED profile luminaire, made of an extruded aluminum, powder-coated with fine matte finish. Designed for ceiling or pendant mounting, providing direct light emission through SMD 3W, 360Lm each with individual lenses. Linear louvers available for reduced UGR. Luminaire equipped with the latest generation of well known LED boards, with small color tolerance MacAdam 3. Drivers On-Off or dimmable..

Features:

- Available from 21cm to 450cm.
- With SMD 3W, 360Lm each with Individual Lenses.
- CRI80, Optionally CRI 90.
- CCT 3000K or 4000K, Optionally 2700K or 6500K.
- Available Individual Lenses 15° or 30° Beam Angle.
- On-Off or Dimmable Drivers (Dali, Push Button, 1-10V or Bluetooth)
- Two different Cover Types (Dark Cover or Louver Cover).
- Coming in White, Black or Grey powder coated and in Special Decorative Black or Red Oxidation, Optionally in Special RAL.
- L80 B10 @50.000h (Ta 24°).
- Flicker @100Hz <3.
- Color Consistency <3SDCM.
- UGR <19.



For Ceiling Installation, a special set of gira tool are included.



SIGMA48 Ceiling



SIGMA48 Pendant

200cm Cable Adjustable Included

Number of Leds Example



Ceiling Your Code : **S48C**

Length	Number of Spots	CRI	CCT	Optic/ Diffuser	Driver	Cover Type	Body Colour	Cover Colour
--------	-----------------	-----	-----	-----------------	--------	------------	-------------	--------------

Pendant Your Code : **S48P**

Length	Number of Spots	CRI	CCT	Optic/ Diffuser	Driver	Cover Type	Body Colour	Cover Colour
--------	-----------------	-----	-----	-----------------	--------	------------	-------------	--------------

Select technical features to configure your code.

Length*	Number of Spots**	CRI	CCT	Optic/Diffuser	Driver	Cover Type	Body Colour	Cover Colour
021 = 21cm	4 = 4 Spot	8 = 80	27 = 2700K	N = 15°	O = ON-OFF	D = DARK	W = WHITE	W = WHITE
050 = 50cm	8 = 8 Spots	9 = 90	30 = 3000K	K = 30°	D = DALI	L = LOUVER	B = BLACK	B = BLACK
100 = 100cm	10 = 10 Spots		40 = 4000K		P = PUSH		G = GREY	G = GREY
200 = 200cm	16 = 16 Spots		65 = 6500K		V = 1-10V		L = BLACK OXIDATION	O = GOLD
300 = 300cm	32 = 20 Spots				B = BLUETOOTH		R = RED OXIDATION	C = COPPER
450 = 450cm	72 = 72 Spots						S = SPECIAL RAL	S = SPECIAL RAL

*Open Edit Length min 21cm - max 450cm. **Number of Spots min 4spot - max 72spots / max 16spots per meter.

Minimum Distance Between 2 Spots 60mm



Dark Cover Type



Louver Cover Type

Technical Specifications & Constraints

Open Edit Length
Available in any length from 21cm to 450cm

CCT
3000K and 4000K
Optionally 2700K
Color Consistency <3SDCM

CRi
Available in CRi80 and Optionally CRi90

Light Emission
Direct light emission with LED Board

LED Board & Driver
Up to 150Lm/W
L80 B10 @50.000h (Ta 24°C)
Flicker @100Hz<3
UGR<19

Installation
Recessed | Trimless



Parametric Number of Spot
SMD LED 3W



LED Drivers
On-Off
DALI
Push Button
1-10V
Bluetooth

Optics / Diffusers
15° and 30°

Cover
Dark or Louver

Mechanical
IK05
IP20

Body Colours
White | Black



Cover Colours
White | Black | Grey | Gold | Copper | Your Special RAL



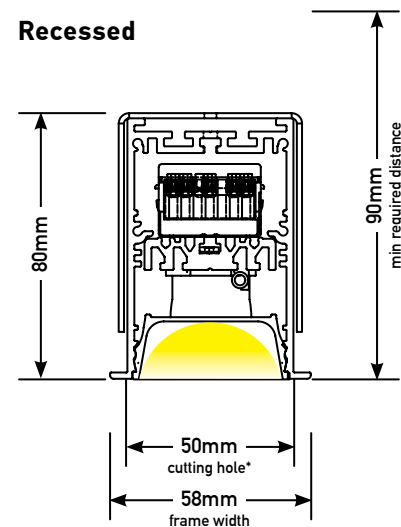
"SIGMA48" Recessed and Trimless...

is a LED profile luminaire, made of an extruded aluminum, powder-coated with fine matte finish. Designed for ceiling mounting, providing direct light emission through SMD 3W, 360Lm each with individual lenses. Linear louvers available for reduced UGR. Luminaire equipped with the latest generation of well known LED boards, with small color tolerance MacAdam 3. Drivers On-Off or dimmable..

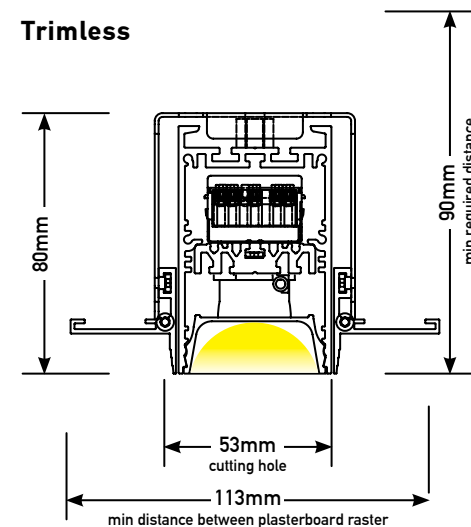
Features:

- Available from 21cm to 450cm.
- With SMD 3W, 360Lm each with Individual Lenses.
- CRi80, Optionally CRi 90.
- CCT 3000K or 4000K, Optionally 2700K or 6500K.
- Available Individual Lenses 15° or 30° Beam Angle.
- On-Off or Dimmable Drivers (Dali, Push Button, 1-10V or Bluetooth).
- Two different Cover Types (Dark Cover or Louver Cover).
- Coming in White and Black powder coated.
- L80 B10 @50.000h (Ta 24°).
- Flicker @100Hz <3.
- Color Consistency <3SDCM.
- UGR <19.


Recessed



Trimless



*Cutting hole 50mm for false ceiling. | Cutting hole 52mm for sheet metal or wood.

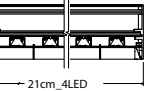


SIGMA48 Recessed



SIGMA48 Trimless

Number of Leds Example



Recessed Your Code : **S48R**

Length	Number of Spots	CRi	CCT	Optic/Diffuser	Driver	Cover Type	Body Colour	Cover Colour
--------	-----------------	-----	-----	----------------	--------	------------	-------------	--------------

Trimless Your Code : **S48T**

Length	Number of Spots	CRi	CCT	Optic/Diffuser	Driver	Cover Type	Body Colour	Cover Colour
--------	-----------------	-----	-----	----------------	--------	------------	-------------	--------------

Select technical features to configure your code.

Length*	Number of Spots**	CRi	CCT	Optic/Diffuser	Driver	Cover Type	Body Colour	Cover Colour
021 = 21cm	4 = 4 Spot	8 = 80	27 = 2700K	N = 15°	O = ON-OFF	D = DARK	W = WHITE	W = WHITE
050 = 50cm	8 = 8 Spots	9 = 90	30 = 3000K	K = 30°	D = DALI	L = LOUVER	B = BLACK	B = BLACK
100 = 100cm	10 = 10 Spots		40 = 4000K		P = PUSH			G = GREY
200 = 200cm	16 = 16 Spots		65 = 6500K		V = 1-10V			O = GOLD
300 = 300cm	32 = 20 Spots				B = BLUETOOTH			C = COPPER
450 = 450cm	72 = 72 Spots							S = SPECIAL RAL

*Open Edit Length min 21cm - max 450cm. | **Number of Spots min 4spot - max 72spots / max 16spots per meter.


Minimum Distance Between 2 Spots 60mm



Dark Cover Type



Louver Cover Type



Technical Specifications & Constraints

Open Edit Length
Available in any length from 21cm to 450cm

CCT
3000K and 4000K
Optionally 2700K
Color Consistency <3SDCM

CRi
Available in CRi80 and Optionally CRi90

Light Emission
Direct and indirect light emission with LED Board
Optionally, uplight with LED Board in 2 Lumen Output + Tunable White

LED Board & Driver
Up to 150Lm/W
L80 B10 @50.000h (Ta 24°C)
Flicker @100Hz<3
UGR<15

Installation
Pendant Up & Down



Parametric Number of Spot
SMD LED 3W




Drivers
On-Off
DALI
PUSH BUTTON
1-10V
BLUETOOTH

Optics
15° and 30°

Cover
Dark or Louver

Mechanical
IK05
IP20

Body Colours
White | Black | Grey | Black Oxidation | Red Oxidation | Your Special RAL



Cover Colours
White | Black | Grey | Gold | Copper | Your Special RAL



SIGMA48 Up & Down

200cm Cable Adjustable Included

Number of Leds Example



Up & Down Your Code : **S48U**

Length	Spots Number	Upligh Inset	CRi	CCT	Optic/ Diffuser	Driver	Cover Type	Body Colour	Cover Colour
--------	--------------	--------------	-----	-----	-----------------	--------	------------	-------------	--------------

Select technical features to configure your code.

Length*	Spots Number**	Uplight Inset	CRi	CCT	Optic/Diffuser	Driver	Cover Type	Body Colour	Cover Colour
021 = 21cm	4 = 4 Spot	1 = HE 3357Lm/m	8 = 80	27 = 2700K	N = 15°	O = ON-OFF	D = DARK	W = WHITE	W = WHITE
050 = 50cm	8 = 8 Spots	200Lm/W	9 = 90	30 = 3000K	K = 30°	D = DALI	L = LOUVER	B = BLACK	B = BLACK
100 = 100cm	10 = 10 Spots	2 = HO 5640Lm/m		40 = 4000K		P = PUSH		G = GREY	G = GREY
200 = 200cm	16 = 16 Spots	188Lm/W				V = 1-10V		L = BLACK OXIDATION	O = GOLD
300 = 300cm	32 = 20 Spots	3 = EXTRA BRIGHT				B = BLUETOOTH		R = RED OXIDATION	C = COPPER
450 = 450cm	72 = 72 Spots	7032Lm/m 179Lm/W						S = SPECIAL RAL	S = SPECIAL RAL

*Open Edit Length min 21cm - max 450cm. **Number of Spots min 4spot - max 72spots / max 16spots per meter.

Minimum Distance Between 2 Spots 60mm



Dark Cover Type



Louver Cover Type

"SIGMA48" Up & Down...

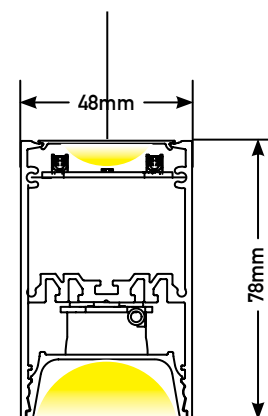
is a LED profile luminaire, made of an extruded aluminum, powder-coated with fine matte finish. Designed for pendant mounting with upligh, providing direct and indirect light emission through SMD 3W, 360Lm each with individual lenses.


Linear louvers available for reduced UGR.

Luminaire equipped with the latest generation of well known LED boards, with small color tolerance MacAdam 3. Drivers On-Off or dimmable.

Features:

- Available from 21cm to 450cm.
- With SMD 3W, 360Lm each with Individual Lenses.
- Three different Lumen Output types.
- CRi80, Optionally CRi90.
- Available Individual Lenses 15° or 30° Beam Angle.
- CCT 3000K or 4000K, Optionally 2700K.
- On-Off or Dimmable Drivers (Dali, Push Button, 1-10V or Bluetooth)
- Two different Cover Types (Dark Cover or Louver Cover).
- Coming in White, Black or Grey powder coated and in Special Decorative Black or Red Oxidation, Optionally in Special RAL.
- L80 B10 @50.000h (Ta 24°).
- Flicker @100Hz <3.
- Color Consistency <3SDCM.
- UGR <15.





Discover **GAMMA48** Family

Gamma is a top lighting product line. Easy, simply to fit any project, with superb functionality and minimalistic design.

Designed for ceiling, pendant, recessed, trimless and pendant up & down with uplight installation.

Four different spot lights to select Giota34 , Giota40 Zoom , Giota65 or Giota85.

Giota34



Giota40 Zoom



Giota65



Giota85



Technical Specifications & Constraints

Open Edit Length

Available in any length from 50cm to 450cm

CCT

3000K and 4000K
Optionally 2700K
Color tolerance 2 MacAdam

CRi

Available in CRi80 and Optionally CRi90

LED Board & Driver

THD<20%
Operation temperature: -25° +45°
Operation lifetime 50.000h
L90 B10 @ 50.000h
Ambient temperature +24°
Flicker @100Hz<3

Spot's Option

Giota 34, Giota 40 Zoom,
Giota 65, Giota 85



LED Drivers

On-Off
DALI
Push Button
1-10V
Bluetooth

Optics / Diffusers


15°, 24°, 36°

Mechanical

IK05
IP20

Body Colours

White | Black | Grey | Black Oxidation | Red Oxidation | Your Special RAL



Cover Colours

White | Black | Grey | Gold | Copper | Your Special RAL



Installation

Ceiling | Pendant



"GAMMA48" Ceiling and Pendant...

is a LED profile, made of an extruded aluminum, powder-coated with fine matte finish, with dark cover and assembled spotlight. Designed for ceiling or pendant installation.

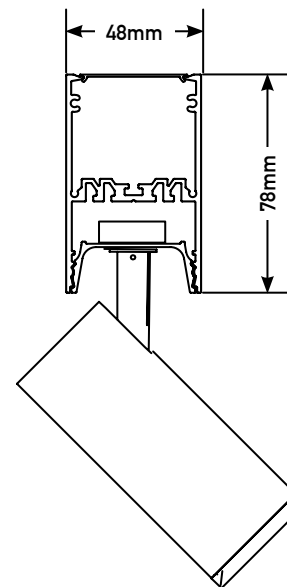
Features:

- Available from 50cm up to 450cm
- Selection of different Spot Lights (Giota34, Giota40 Zoom, Giota65 or Giota85).
- Two different CRi (80 or 90).
- Three different CCT (2700K, 3000K or 4000K).
- Three different Optic-Diffuser (15°, 24°, 36°).
- On-Off or Dimmable Drivers (Dali, Push Button, 1-10V or Bluetooth).
- Coming in White, Black or Grey powder coated and in Special Decorative Black or Red Oxidation. Optionally in Special RAL.
- L90 B10 @50.000h (Ta 24°).
- Flicker @100Hz <3.

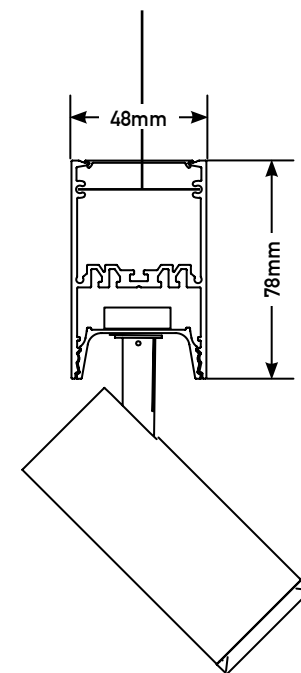


For Ceiling Installation, a special set of gira tool are included.

Ceiling



Pendant



GAMMA48 Ceiling



GAMMA48 Pendant

200cm Cable Adjustable Included

Ceiling

Your Code : **G48C**

Length	Number of Spots	Spots Type	CRi	CCT	Optic/Diffuser	Driver	Body Colour	Cover Colour
--------	-----------------	------------	-----	-----	----------------	--------	-------------	--------------

Pendant

Your Code : **G48P**

Length	Number of Spots	Spots Type	CRi	CCT	Optic/Diffuser	Driver	Body Colour	Cover Colour
--------	-----------------	------------	-----	-----	----------------	--------	-------------	--------------

Select technical features to configure your code.

Length*	Number of Spots**	Spots Type	CRi	CCT	Optic/Diffuser	Driver	Body Colour	Cover Colour
050 = 50cm	1 = 1 Spot	134 = GIOTA 34	8 = 80	27 = 2700K	N = 15°	O = ON-OFF	W = WHITE	W = WHITE
100 = 100cm	4 = 4 Spots	140 = GIOTA 40	9 = 90	30 = 3000K	O = 24°	D = DALI	B = BLACK	B = BLACK
200 = 200cm	8 = 8 Spots	ZOOM		40 = 4000K	R = 36°	P = PUSH	G = GREY	G = GREY
300 = 300cm	12 = 12 Spots	165 = GIOTA 65				V = 1-10V	L = BLACK OXIDATION	O = GOLD
400 = 400cm	18 = 18 Spots	185 = GIOTA 85				B = BLUETOOTH	R = RED OXIDATION	C = COPPER
450 = 450cm							S = SPECIAL RAL	S = SPECIAL RAL

*Open Edit Length min 10cm - max 450cm. **Number of Spots min 1spot - max 18spots / max 4spots per meter.

Minimum Distance Between 2 Spots 200mm

Technical Specifications & Constraints

Open Edit Length

Available in any length from 50cm to 450cm

CCT

3000K and 4000K
Optionally 2700K
Color tolerance 2 MacAdam

CRi

Available in CRi80 and Optionally CRi90

LED Board & Driver

THD<20%
Operation temperature: -25° +45°
Operation lifetime 50.000h
L90 B10 @ 50.000h
Ambient temperature +24°
Flicker @100Hz<3

Spot's Option

Giota 34, Giota 40 Zoom,
Giota 65, Giota 85



LED Drivers

On-Off
DALI
Push Button
1-10V
Bluetooth

Optics / Diffusers

15° , 24° , 36°

Mechanical

IK05
IP20


Body Colours

White | Black



Cover Colours

White | Black | Grey | Gold | Copper | Your Special RAL



Installation

Recessed | Trimless



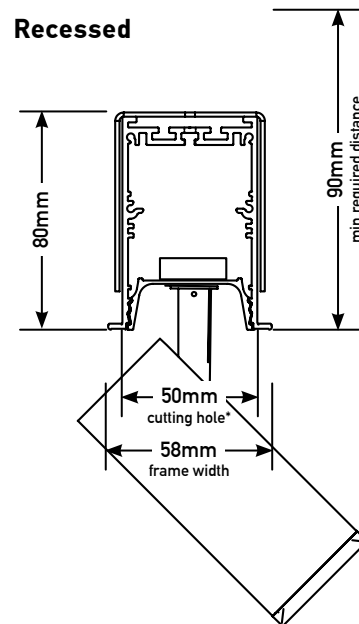
"GAMMA48" Recessed and Trimless...

is a LED profile, made of an extruded aluminum, powder-coated with fine matte finish, with dark cover and assembled spotlight. Designed for recessed or trimless installation.

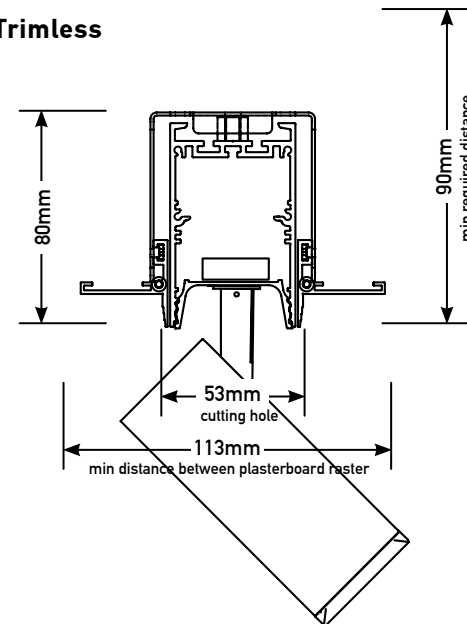
Features:

- Available from 50cm up to 450cm
- Selection of different Spot Lights (Giota34, Giota40 Zoom, Giota65 or Giota85).
- Two different CRi (80 or 90).
- Three different CCT (2700K, 3000K or 4000K).
- Three different Optic-Diffuser (15° , 24° , 36°).
- On-Off or Dimmable Drivers (Dali, Push Button, 1-10V or Bluetooth).
- Coming in White and Black powder coated.
- L90 B10 @50.000h (Ta 24°).
- Flicker @100Hz <3.


Recessed




Trimless



*Cutting hole 50mm for false ceiling. | Cutting hole 52mm for sheet metal or wood.



GAMMA48 Recessed



GAMMA48 Trimless

Recessed

Your Code : **G48R**

Length	Number of Spots	Spots Type	CRi	CCT	Optic/Diffuser	Driver	Body Colour	Cover Colour
--------	-----------------	------------	-----	-----	----------------	--------	-------------	--------------

Trimless

Your Code : **G48T**

Length	Number of Spots	Spots Type	CRi	CCT	Optic/Diffuser	Driver	Body Colour	Cover Colour
--------	-----------------	------------	-----	-----	----------------	--------	-------------	--------------

Select technical features to configure your code.

Length*	Number of Spots**	Spots Type	CRi	CCT	Optic/Diffuser****	Driver	Body Colour	Cover Colour
050 = 50cm	1 = 1 Spot	I34 = GIOTA 34	8 = 80	27 = 2700K	N = 15°	O = ON-OFF	W = WHITE	W = WHITE
100 = 100cm	4 = 4 Spots	I40 = GIOTA 40	9 = 90	30 = 3000K	O = 24°	D = DALI	B = BLACK	B = BLACK
200 = 200cm	8 = 8 Spots	ZOOM		40 = 4000K	R = 36°	P = PUSH		G = GREY
300 = 300cm	12 = 12 Spots	I65 = GIOTA 65				V = 1-10V		O = GOLD
400 = 400cm	18 = 18 Spots	I85 = GIOTA 85				B = BLUETOOTH		C = COPPER
450 = 450cm								S = SPECIAL RAL

*Open Edit Length min 10cm - max 450cm. | **Number of Spots min 1spot - max 18spots / max 4spots per meter.

Minimum Distance Between 2 Spots 200mm

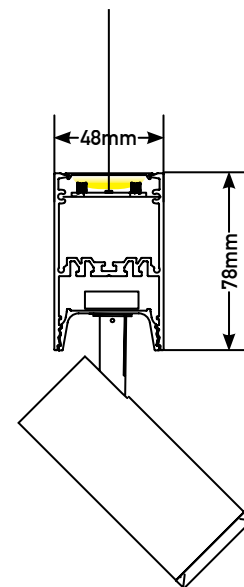


"GAMMA48" Up & Down...

is a LED profile, made of an extruded aluminum, powder-coated with fine matte finish. With dark cover and assembled spotlight. Designed for pendant mounting with uplight, providing direct and indirect light emission.

Features:

- Available from 50cm up to 450cm.
- Selection of different Spot Lights (Giota34, Giota40 Zoom, Giota65 or Giota85).
- Two different Lumen Output types plus Tunable White.
- Two different CRi (80 or 90).
- Four different CCT (2700K, 3000K, 4000K or 6500K).
- Three different Optic-Diffuser (15°, 24°, 36°).
- On-Off or Dimmable Drivers (Dali, Push Button, 1-10V or Bluetooth).
- Coming in White, Black or Grey powder coated and in Special Decorative Black or Red Oxidation, Optionally in Special RAL.
- L90 B10 @50.000h (Ta 24°).
- Flicker @100Hz <3.



Technical Specifications & Constraints

Open Edit Length

Available in any length from 50cm to 450cm

CCT

3000K and 4000K
Optionally 2700K and 6500K
Color tolerance 2 MacAdam

CRi

Available in CRi80 and Optionally CRi90

LED Board Luminous Flux

THD<20%
Operation temperature: -25° +45°
Operation lifetime 50.000h
L90 B10 @ 50.000h
Ambient temperature +24°
Flicker @100Hz<3

Spots Selection

Giota 34, Giota 40 Zoom,
Giota 65, Giota 85

LED Drivers

On-Off
DALI
Push Button
1-10V
Bluetooth

Optics / Diffuser

15°, 24°, 36°

Mechanical

IK05
IP20

Body Colours

White | Black | Grey | Black Oxidation | Red Oxidation | Your Special RAL



Cover Colours

White | Black | Grey | Gold | Copper | Your Special RAL



Installation

Pendant Up & Down



GAMMA48 Up & Down

200cm Cable Adjustable Included


Up & Down Your Code : **G48U**

Length	Spots Number	Spot Type	Uplight Inset	CRi	CCT	Diffuser	Driver	Body Colour	Cover Colour
--------	--------------	-----------	---------------	-----	-----	----------	--------	-------------	--------------

Select technical features to configure your code.

Length*	Spots Number**	Spots Type	Uplight Inset	CRi	CCT	Diffuser	Driver	Body Colour	Cover Colour
050 = 50cm	1 = 1 Spot	134 = GIOTA 34	1 = HE 2600Lm/m	8 = 80	27 = 2700K	N = 15°	O = ON-OFF	W = WHITE	W = WHITE
100 = 100cm	4 = 4 Spots	140 = GIOTA 40	174Lm/W	9 = 90	30 = 3000K	O = 24°	D = DALI	B = BLACK	B = BLACK
200 = 200cm	8 = 8 Spots	ZOOM	2 = HO 4500Lm/m		40 = 4000K	R = 36°	P = PUSH	G = GREY	G = GREY
300 = 300cm	12 = 12 Spots	165 = GIOTA 65	144Lm/W		65 = 6500K		V = 1-10V	L = BLACK OXIDATION	O = GOLD
400 = 400cm	18 = 18 Spots	185 = GIOTA 85	4 = TUNABLE WHITE				B = BLUETOOTH	R = RED OXIDATION	C = COPPER
450 = 450cm			4800Lm/m 100Lm/W					S = SPECIAL RAL	S = SPECIAL RAL

*Open Edit Length min 10cm - max 450cm. **Number of Spots min 1spot - max 18spots / max 4spots per meter.



Discover **EPSILON48** Family

Epsilon is a top lighting product line. Easy, simply to fit any project, with superb functionality and minimalistic design. Designed for ceiling, pendant, recessed, trimless and pendant with uplight installation.



Technical Specifications & Constraints

Open Edit Length
Available in any length from 100cm to 300cm.

Specification
Incorporated 3phase track with 'ready to plug' power supply.




LED Drivers
On-Off
DALI

Installation
Ceiling | Pendant



Body Colours
White | Black | Grey



Black Oxidation | Red Oxidation | Your Special RAL



"EPSILON48" Ceiling and Pendant... is a LED profile, made of an extruded aluminum, powder-coated with fine matte finish. Designed for ceiling and pendant installation.

Features:


- Available from 100cm to 300cm.
- Incorporated 3phase Track with 'ready to plug' power supply.
- On-Off or DALI Dimmable Drivers.
- Coming in White, Black or Grey powder coated and in Special Decorative Black or Red Oxidation, Optionally in Special RAL.



For Ceiling Installation, a special set of gira tool are included.



EPSILON48 Ceiling



EPSILON48 Pendant

200cm Cable Adjustable Included

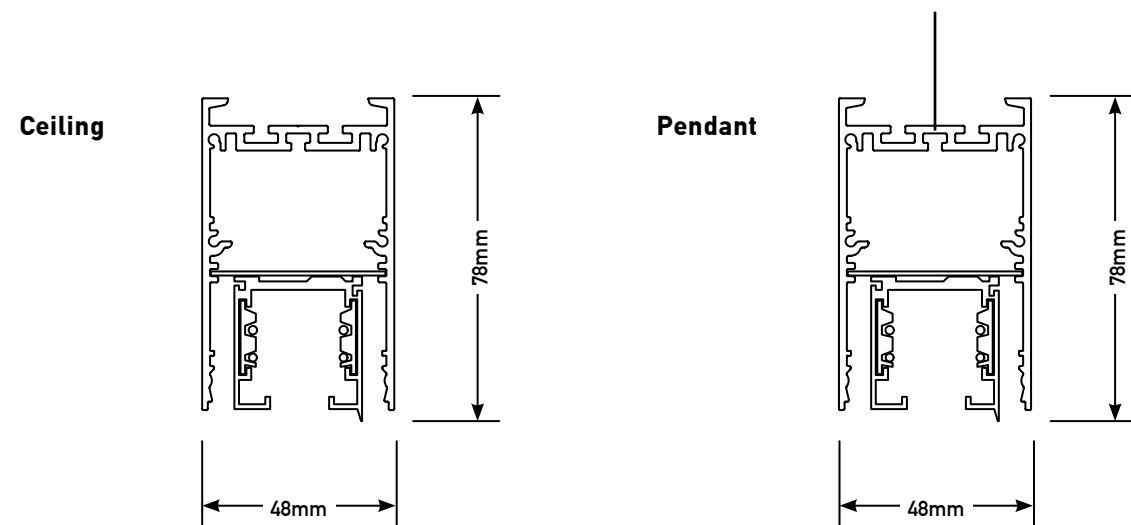
Ceiling Your Code : **E48C**
Length Driver Body Colour

Pendant Your Code : **E48P**
Length Driver Body Colour

Select technical features to configure your code.

Length*	Driver	Body Colour
1 = 100cm	O = ON-OFF	W = WHITE
2 = 200cm	D = DALI	B = BLACK
3 = 300cm		G = GREY
		L = BLACK OXIDATION
		R = RED OXIDATION
		S = SPECIAL RAL

*Make your choices from the above dimensions only. Is not an open edit length profile.



Technical Specifications & Constraints

Open Edit Length

Available in any length from 100cm to 300cm.

Specification

Incorporated 3phase track with 'ready to plug' power supply.



LED Drivers

On-Off
DALI

Installation

Recessed | Trimless



Body Colours

White | Black




"EPSILON48" Recessed and Trimless...


is a LED profile, made of an extruded aluminum, powder-coated with fine matte finish. Designed for recessed and trimless installation.

Features:

- Available from 100cm to 300cm.
- Incorporated 3phase Track with 'ready to plug' power supply.
- On-Off or DALI Dimmable Drivers.
- Coming in White or Black powder coated.



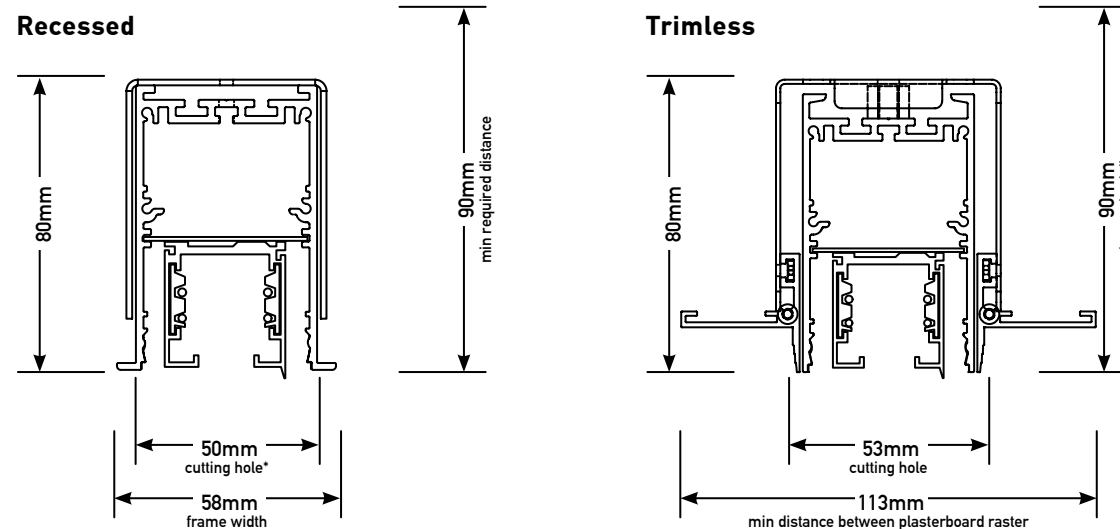
EPSILON48 Recessed



EPSILON48 Trimless

Recessed Your Code : **E48R** _____
Length Driver Body Colour

Trimless Your Code : **E48T** _____
Length Driver Body Colour



Select technical features to configure your code.

Length*	Driver	Body Colour
1 = 100cm	O = ON-OFF	W = WHITE
2 = 200cm	D = DALI	B = BLACK
3 = 300cm		

*Make your choices from the above dimensions only. Is not an open edit length profile.

*Cutting hole 50mm for false ceiling. | Cutting hole 52mm for sheet metal or wood.

Technical Specifications & Constraints

Open Edit Length

Available in any length from 100cm to 300cm

CCT

3000K and 4000K
Optionally 2700K, 6500K
Color Consistency <3SDCM

CRi

Available in CRi80 and Optionally CRi90

Light Emission & Driver

Optionally, uplight with LED Board in 2 Lumen Output
L90 B10 @ 50.000h
Flicker @100Hz<3

Mechanical

IK05
IP20

Installation

Pendant Uplight



Specification

Incorporated 3phase track with 'ready to plug' power supply



LED Drivers


On-Off
DALI
Push Button
1-10V
Bluetooth

Body Colours

White | Black | Grey



Marble | Black Oxidation | Red Oxidation | Your Special RAL



EPSILON48 Uplight

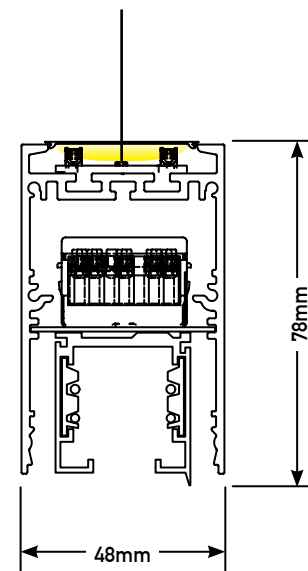
200cm Cable Adjustable Included

"EPSILON48" Uplight...

is a LED profile, made of an extruded aluminum, powder-coated with fine matte finish. Designed for pendant mounting with uplight.

Features:

- Available from 100cm to 300cm.
- Incorporated 3phase Track with 'ready to plug' power supply.
- Two different Lumen Output types.
- Two different CRi (80 or 90).
- Four different CCT (2700K, 3000K, 4000K or 6500K).
- On-Off or Dimmable Drivers (Dali, Push Button, 1-10V or Bluetooth).
- Coming in White, Black or Grey powder coated and in Special Decorative White Marble and Black or Red Oxidation, Optionally in Special RAL.
- L90 B10 @50.000h (Ta 24°).
- Flicker @100Hz <3.



Uplight Your Code : **E48U**

Length	Uplight Inset	CRi	CCT	Driver	Body Colour
--------	---------------	-----	-----	--------	-------------

Select technical features to configure your code.

Length*	Uplight Inset	CRi	CCT	Driver	Body Colour
1 = 100cm	1 = HE 3357Lm/m	8 = 80	27 = 2700K	O = ON-OFF	W = WHITE
2 = 200cm	200Lm/W	9 = 90	30 = 3000K	D = DALI	B = BLACK
3 = 300cm	2 = HO 5640Lm/m		40 = 4000K	P = PUSH	G = GREY
	188Lm/W		65 = 6500K	V = 1-10V	M = MARBLE
				B = BLUETOOTH	L = BLACK OXIDATION
					R = RED OXIDATION
					S = SPECIAL RAL

*Make your choices from the above dimensions only. Is not an open edit length profile.


Technical Specifications & Constraints

Open Edit Length
Available in any length from 50cm to 450cm.

Cover
Flat Cover
Dark Cover



Body Colours
White | Black | Grey | Black Oxidation | Red Oxidation | Your Special RAL



Cover Colours
White | Black | Grey | Gold | Copper | Your Special RAL



Installation
Ceiling | Pendant



“LAMDA48” Ceiling and Pendant...

is a LED profile, made of an extruded aluminum, powder-coated with fine matte finish and flat or dark cover.
Designed for ceiling and pendant installation.

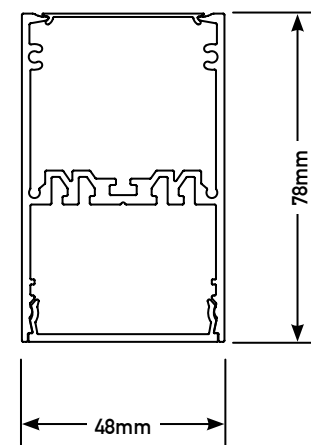


For Ceiling Installation, a special set of gira tool are included.

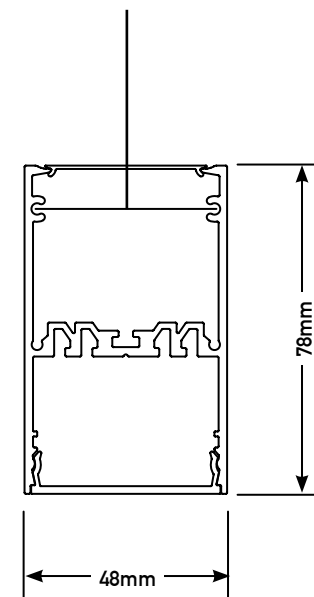
Features:

- Available from 50cm to 450cm.
- Two different Cover Types (Flat Cover or Dark Cover).
- Coming in White, Black or Grey powder coated and in Special Decorative Black or Red Oxidation, Optionally in Special RAL.


Ceiling



Pendant



LAMDA48 Ceiling



LAMDA48 Pendant

200cm Cable Adjustable Included

Ceiling Your Code : **L48C**

Length	Cover Type	Body Colour	Cover Colour
--------	------------	-------------	--------------

Pendant Your Code : **L48P**

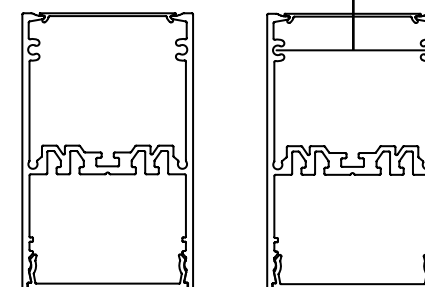
Length	Cover Type	Body Colour	Cover Colour
--------	------------	-------------	--------------

Select technical features to configure your code.

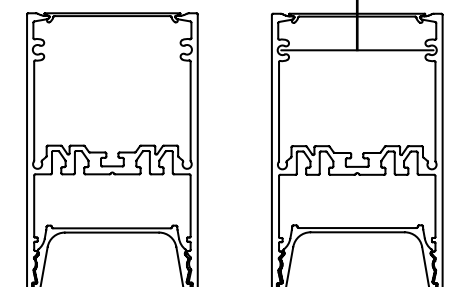
Length*	Cover Type	Body Colour	Cover Colour
050 = 50cm	F = FLAT	W = WHITE	W = WHITE
100 = 100cm	D = DARK	B = BLACK	B = BLACK
200 = 200cm		G = GREY	G = GREY
300 = 300cm		L = BLACK OXIDATION	O = GOLD
400 = 400cm		R = RED OXIDATION	C = COPPER
450 = 450cm		S = SPECIAL RAL	S = SPECIAL RAL

*Open Edit Length min 50cm - max 450cm.

Flat Cover Type




Dark Cover Type




Discover LAMDA48 Family

Lamda is a top lighting product line. Easy, simply to fit any project, with superb functionality and minimalistic design. Designed for ceiling, recessed, trimless, pendant and pendant up & down with upright installation.



LAMDA48 Recessed



LAMDA48 Trimless

Technical Specifications & Constraints

Open Edit Length
Available in any length from 50cm to 450cm.

Cover
Flat Cover
Dark Cover



Intallation
Recessed | Trimless



Body Colours
White | Black



Cover Colours
White | Black | Grey | Gold | Copper | Your Special RAL

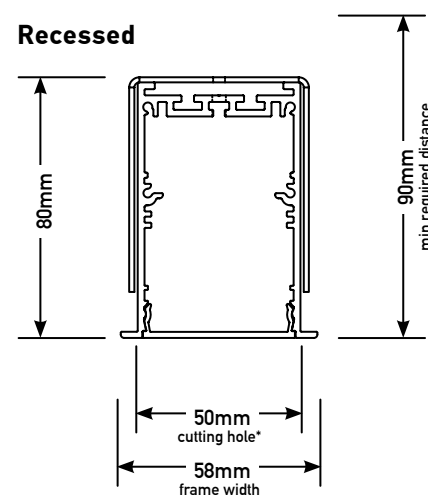


"LAMDA48" Recessed and Trimless...
is a LED profile, made of an extruded aluminum, powder-coated with fine matte finish and flat or dark cover. Designed for recessed and trimless installation.

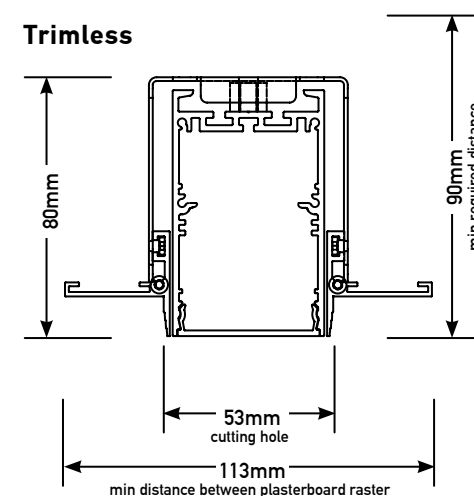
Features:

- Available from 50cm to 450cm.
- Two different Cover Types (Flat Cover or Dark Cover).
- Coming in White, Black or Grey powder coated and in Special Decorative Black or Red Oxidation, Optionally in Special RAL.

Recessed



Trimless



*Cutting hole 50mm for false ceiling. | Cutting hole 52mm for sheet metal or wood.

Recessed Your Code : **L48R**

Length	Cover Type	Body Colour	Cover Colour
--------	------------	-------------	--------------

Trimless Your Code : **L48T**

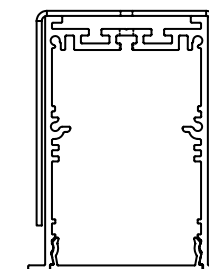
Length	Cover Type	Body Colour	Cover Colour
--------	------------	-------------	--------------

Select technical features to configure your code.

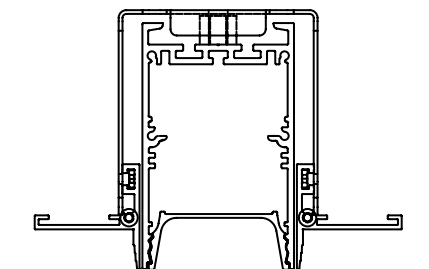
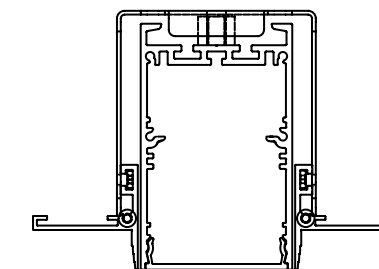
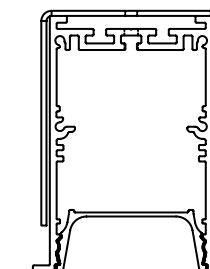
Length*	Cover Type	Body Colour	Cover Colour
050 = 50cm	F = FLAT	W = WHITE	W = WHITE
100 = 100cm	D = DARK	B = BLACK	B = BLACK
200 = 200cm			G = GREY
300 = 300cm			O = GOLD
400 = 400cm			C = COPPER
450 = 450cm			S = SPECIAL RAL

*Open Edit Length min 50cm - max 450cm.

Flat Cover Type



Dark Cover Type



Technical Specifications & Constraints

Open Edit Length
Available in any length from 50cm to 450cm

CCT
3000K and 4000K
Optionally 2700K, 6500K and Tunable White
Color Consistency <3SDCM

CRI
Available in CRI80 and Optionally CRI90

Light Emission & Driver
Uplight with LED Board in 2 Lumen Output.
L80 B10 @50.000h (Ta 24°C)
Flicker @100Hz<3


Cover
Flat Cover
Dark Cover



LED Drivers
On-Off
DALI
Push Button
1-10V
Bluetooth

Mechanical
IK05
IP20

Body Colours
White | Black | Grey | Black Oxidation | Red Oxidation | Your Special RAL



Cover Colours
White | Black | Grey | Gold | Copper | Your Special RAL




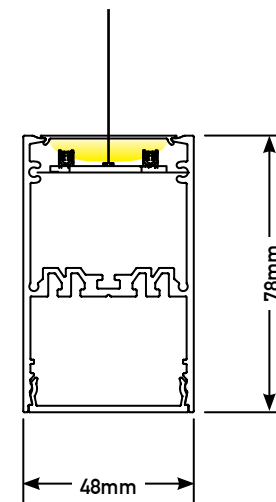
Installation
Pendant Uplight



"LAMDA48" Uplight...
is a LED profile, made of an extruded aluminum, powder-coated with fine matte finish.
Designed for pendant mounting with uplight.

Features:

- Available from 50cm to 450cm.
- Two different Lumen Output types plus Tunable White.
- CRI80, Optionally CRI 90.
- CCT 3000K or 4000K, Optionally 2700K or 6500K plus Tunable White.
- On-Off or Dimmable Drivers (Dali, Push Button, 1-10V or Bluetooth).
- Two different Cover Types (Flat Cover or Dark Cover).
- Coming in White, Black or Grey powder coated and in Special Decorative Black or Red Oxidation, Optionally in Special RAL.
- L80 B10 @50.000h (Ta 24°).
- Flicker @100Hz <3.



LAMDA48 Uplight

200cm Cable Adjustable Included

Uplight Your Code : **L48U**

Length	Uplight Inset	CRI	CCT	Driver	Cover Type	Body Colour	Cover Colour
--------	---------------	-----	-----	--------	------------	-------------	--------------

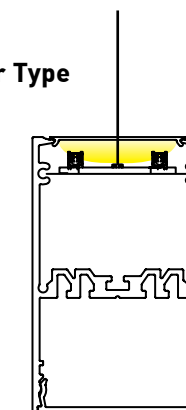
Select technical features to configure your code.

Length*	Uplight Inset	CRI	CCT	Driver	Cover Type	Body Colour	Cover Colour
050 = 50cm	1 = HE 3357Lm/m	8 = 80	27 = 2700K	O = ON-OFF	F = FLAT	W = WHITE	W = WHITE
100 = 100cm	200Lm/W	9 = 90	30 = 3000K	D = DALI	D = DARK	B = BLACK	B = BLACK
200 = 200cm	2 = HO 5640Lm/m		40 = 4000K	P = PUSH		G = GREY	G = GREY
300 = 300cm	188Lm/W		65 = 6500K	V = 1-10V		L = BLACK OXIDATION	O = GOLD
400 = 400cm	4 = TUNABLE WHITE		11 = TUNABLE WHITE	B = BLUETOOTH		R = RED OXIDATION	C = COPPER
450 = 450cm	5265Lm/m					S = SPECIAL RAL	S = SPECIAL RAL
	162Lm/W						

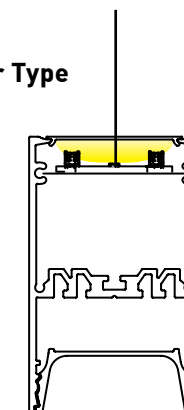
*Open Edit Length min 50cm - max 450cm.

When CCT Tunable White Chosen, Inset Tunable White and Dimm Driver is Required.

Flat Cover Type



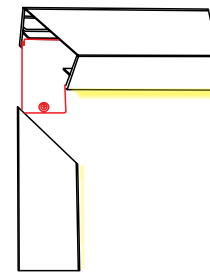
Dark Cover Type





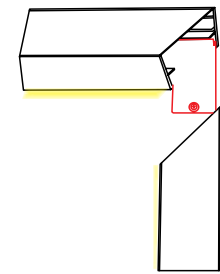
Use joints to create your own unique lighting system.

<90 | LEFT ANGLE 90° JOINT



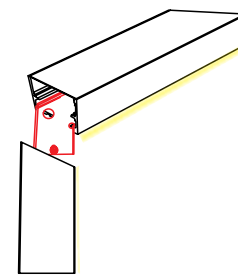
code JL90

>90 | RIGHT ANGLE 90° JOINT



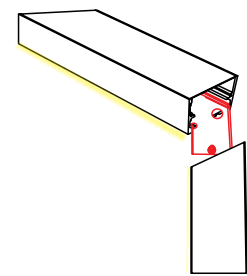
code JR90

<120 | LEFT ANGLE 120° JOINT



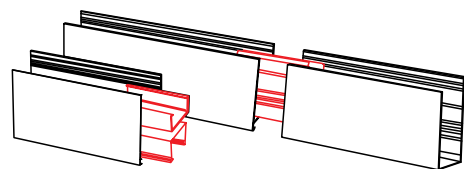
code JL120

>120 | RIGHT ANGLE 120° JOINT



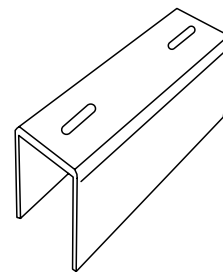
code JR120

= | PHYSICAL LINEAR JOINT



code JL

V | VIRTUAL LINEAR JOINT



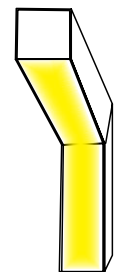
code JLV

90° | UP JOINT 90°



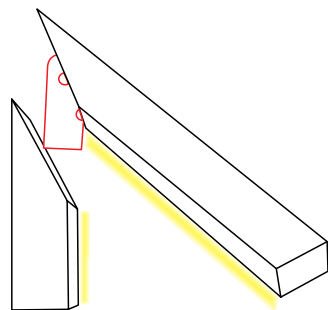
code JU90°

90° | DOWN JOINT 90°



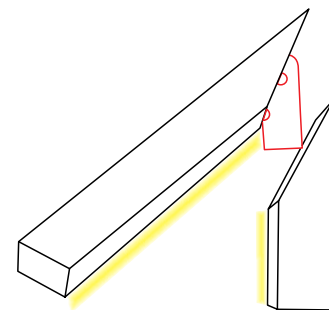
code JD90°

<60 | LEFT ANGLE 60° JOINT



code JL60

>60 | RIGHT ANGLE 60° JOINT



code JR60

* CUSTOM JOINT ANGLE >60°
UPON REQUEST

	LUMINAIRE LENGTH	BETA 50			
		INSET 1		INSET 2	
		CONSUMPTION W	LUMEN OUTPUT Lm	CONSUMPTION W	LUMEN OUTPUT Lm
	580	10	1.972	17	3.272
	860	15	2.956	26	4.904
	1140	20	3.944	35	6.543
	1420	25	4.928	43	8.176
	1700	30	5.916	52	9.815
	1980	35	6.900	60	11.447
	2260	39	7.888	69	13.086
	2540	44	8.872	78	14.719
	2820	49	9.860	86	16.358
	3100	54	10.844	95	17.990
	3380	59	11.832	104	19.629
	3660	64	12.816	112	21.262
	3940	69	13.804	121	22.901
	4220	74	14.788	129	24.533
	4500	79	15.776	138	26.172

	LUMINAIRE LENGTH	ZETA 50			
		INSET 1		INSET 2	
		CONSUMPTION W	LUMEN OUTPUT Lm	CONSUMPTION W	LUMEN OUTPUT Lm
	580	10	1.972	17	3.272
	860	15	2.956	26	4.904
	1140	20	3.944	35	6.543
	1420	25	4.928	43	8.176
	1700	30	5.916	52	9.815
	1980	35	6.900	60	11.447
	2260	39	7.888	69	13.086
	2540	44	8.872	78	14.719
	2820	49	9.860	86	16.358
	3100	54	10.844	95	17.990
	3380	59	11.832	104	19.629
	3660	64	12.816	112	21.262
	3940	69	13.804	121	22.901
	4220	74	14.788	129	24.533
	4500	79	15.776	138	26.172

Consumption values of LED circuit PF: 0.91-0.95 .
 Lumen Output values of PCB @4000K CRI 80 .
 LOR BETA50 Micro Opal: 36 30° 60° | Asymmetric - Double Symmetric: 50 .
 U-LOR for all Up & Down : 50 .

Consumption values of LED circuit PF: 0.91-0.95 .
 Lumen Output values of PCB @4000K CRI 80 .
 LOR ZETA50 50° 80°: 72 Asymmetric 68 .
 U-LOR for all Up & Down : 50 .



Discover **BETA50** Family

Beta is a top lighting product line. Easy, simply to fit any project, with superb functionality and minimalistic design. Designed for ceiling, pendant and pendant up & down with uplight installation.



Technical Specifications & Constraints

Length

Available from 58cm to 450cm

CCT

3000K and 4000K
Optionally 2700K, 6500K and Tunable White
Color Consistency <3SDCM

CRI

Available in CRI80 and Optionally CRI90

Light Emission

Direct light emission with LED Board in 3 different
Lumen Output + Tunable White.

LED Board & Driver

Up to 200Lm/W
L80 B10 @50.000h (Ta 24°C)
Flicker @100Hz<3
UGR<16

Installation

Ceiling | Pendant



LED Drivers

On-Off
DALI
Push Button
1-10V
Bluetooth
Emergency (over 114cm)

Optics / Diffusers

Linear lenses 30°, 60°, Asymmetrical or
Double Symmetric angle beam and Microprismatic Clear.

Mechanical

IK05
IP20

Body Colours


White | Black | Grey



Black Oxidation | Red Oxidation | Your Special RAL



BETA50 Ceiling



BETA50 Pendant

200cm Cable Adjustable Included

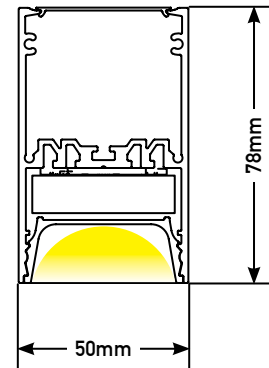
"BETA50" Ceiling and Pentant...

is a LED profile luminaire, made of an extruded aluminum, powder-coated with fine matte finish. Providing direct light emission through linear lenses 30°,60°, asymmetrical, double symmetrical angle beam or microprismatic clear optic. Linear louvers available for reduced UGR. Luminaire equipped with the latest generation of well known LED boards, with small color tolerance MacAdam 3, according to Zhaga book 7. Drivers On-Off or DIMMABLE.

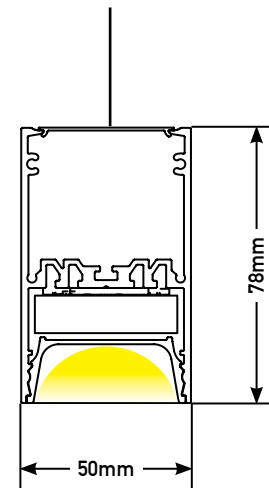
Features:

- Available from 58cm to 450cm.
- Three different Lumen Output types plus Tunable White.
- CRI80, Optionally CRI90.
- CCT 3000K or 4000K, Optionally 2700K or 6500K plus Tunable White.
- With Linear Lenses 30°, 60° Beam Angle and Asymmetric, Double Symmetric or Microprismatic Clear Optic-Diffuser.
- On-Off, Emergency or Dimmable Drivers (Dali, Push Button, 1-10V or Bluetooth).
- Coming in White, Black or Grey powder coated and in Special Decorative Black or Red Oxidation, Optionally in Special RAL.
- L80 B10 @50.000h (Ta 24°).
- Flicker @100Hz <3.
- Color Consistency <3SDCM.
- UGR <16.

Ceiling



Pendant



Ceiling

Your Code : **B50C**

Length	Inset	CRI	CCT	Optic/ Diffuser	Driver	Body Colour
--------	-------	-----	-----	--------------------	--------	----------------

Pendant

Your Code : **B50P**

Length	Inset	CRI	CCT	Optic/ Diffuser	Driver	Body Colour
--------	-------	-----	-----	--------------------	--------	----------------

Select technical features to configure your code.

Length*	Inset	CRI	CCT	Optic/Diffuser	Driver**	Body Colour
058 = 58cm	1 = HE 3357Lm/m	8 = 80	27 = 2700K	K = 30°	O = ON-OFF	W = WHITE
086 = 86cm	200Lm/W	9 = 90	30 = 3000K	W = 60°	D = DALI	B = BLACK
114 = 114cm	2 = HO 5640Lm/m		40 = 4000K	A = ASYMMETRIC	P = PUSH	G = GREY
142 = 142cm	188Lm/W		65 = 6500K	D = DOUBLE	V = 1-10V	L = BLACK OXIDATION
170 = 170cm	3 = EXTRA BRIGHT		11 = TUNABLE WHITE	SYMMETRIC	B = BLUETOOTH	R = RED OXIDATION
198 = 198cm	7032Lm/m			C = MICRO	E = EMERGENCY	S = SPECIAL RAL
226 = 226cm	179Lm/W			PRISMATIC		
254 = 254cm	4 = TUNABLE WHITE			CLEAR		
282 = 282cm	5265Lm/m					
310 = 310cm	162Lm/W					
338 = 338cm						
366 = 366cm						
394 = 394cm						
422 = 422cm						
450 = 450cm						

*Make your choices from the above dimensions only. Is not an open edit length profile. **Emergency LED Driver only over 114cm.

When CCT Tunable White Chosen, Inset Tunable White and Dimm Driver is Required.

Technical Specifications & Constraints

Length

Available from 58cm to 450cm

CCT

3000K and 4000K
Optionally 2700K, 6500K and Tunable White
Color Consistency <3SDCM

CRi

Available in CRi80 and Optionally CRi90

Light Emission

Direct and indirect light emission with LED Board in 3 different Lumen Output + Tunable White.

LED Board Luminous Flux

Up to 200Lm/W
L80 B10 @50.000h (Ta 24°C)
Flicker @100Hz<3
UGR<16

Installation

Pendant Up & Down



LED Drivers

On-Off
DALI
Push Button
1-10V
Bluetooth
Emergency (over 114cm)



Optics / Diffusers


Linear lenses 30°, 60°, Asymmetrical or
Double Symmetric angle beam and Microprismatic Clear.

Mechanical

IK05
IP20

Body Colours

White | Black | Grey



Black Oxidation | Red Oxidation | Your Special RAL



"BETA50" Up & Down...

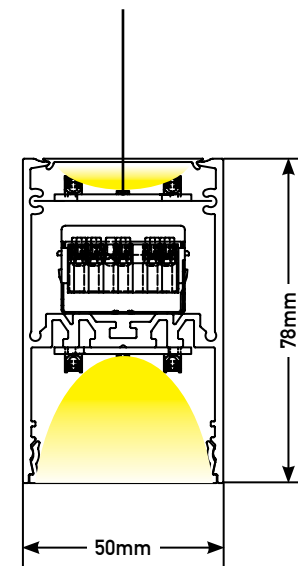
is a LED profile luminaire, made of an extruded aluminum, powder-coated with fine matte finish.

Providing direct and indirect light emission through linear lenses 30°, 60°, asymmetrical, double symmetrical angle beam or microprismatic clear optic. Linear louvers available for reduced UGR.

Luminaire equipped with the latest generation of well known LED boards, with small color tolerance MacAdam 3, according to Zhaga book 7. Drivers On-Off or DIMMABLE.

Features:

- Available from 58cm to 450cm.
- Three different Lumen Output types plus Tunable White.
- CRi80, Optionally CRi90.
- CCT 3000K or 4000K, Optionally 2700K or 6500K plus Tunable White.
- With Linear Lenses 30°, 60° Beam Angle and Asymmetric, Double Symmetric or Microprismatic Clear Optic-Diffuser.
- On-Off, Emergency or Dimmable Drivers (Dali, Push Button, 1-10V or Bluetooth).
- Coming in White, Black or Grey powder coated and in Special Decorative Black or Red Oxidation, Optionally in Special RAL.
- L80 B10 @50.000h (Ta 24°).
- Flicker @100Hz <3.
- Color Consistency <3SDCM.
- UGR <16.
- U-LOR 50.



BETA50 Up & Down

200cm Cable Adjustable Included

Up & Down Your Code : **B50U**


Length	Uplight Inset	CRi	CCT	Optic/ Diffuser	Driver	Body Colour
--------	---------------	-----	-----	-----------------	--------	-------------

Select technical features to configure your code.

Length*	Uplight Inset	CRi	CCT	Optic/Diffuser	Driver	Body Colour
058 = 58cm	1 = HE 3357Lm/m	8 = 80	27 = 2700K	K = 30°	O = ON-OFF	W = WHITE
086 = 86cm	200Lm/W	9 = 90	30 = 3000K	W = 60°	D = DALI	B = BLACK
114 = 114cm	2 = HO 5640Lm/m		40 = 4000K	A = ASYMMETRIC	P = PUSH	G = GREY
142 = 142cm	188Lm/W		65 = 6500K	D = DOUBLE	V = 1-10V	L = BLACK OXIDATION
170 = 170cm	3 = EXTRA BRIGHT		11 = TUNABLE WHITE	SYMMETRIC	B = BLUETOOTH	R = RED OXIDATION
198 = 198cm	7032Lm/m			C = MICRO	E = EMERGENCY	S = SPECIAL RAL
226 = 226cm	179Lm/W			PRISMATIC		
254 = 254cm	4 = TUNABLE WHITE			CLEAR		
282 = 282cm	5265Lm/m					
310 = 310cm	162Lm/W					
338 = 338cm						
366 = 366cm						
394 = 394cm						
422 = 422cm						
450 = 450cm						

*Make your choices from the above dimensions only. Is not an open edit length profile. **Emergency LED Driver only over 114cm.

When CCT Tunable White Chosen, Inset Tunable White and Dimm Driver is Required.



Discover **ZETA50** Family

Zeta is a top lighting product line. Easy, simply to fit any project, with superb functionality and minimalistic design. Designed for ceiling, pendant and pendant up & down with upright installation.

 ZETA50 Floor | Length x Height
UPON REQUEST



Features

Available from 58cm to 450cm.

Three different Lumen Output types plus Tunable White.

CRi 80, Optionally CRi 90.

CCT 3000K or 4000K, Optionally 2700K or 6500K plus Tunable White.

Linear Lenses 50° or 80° Beam Angle.

On-Off or Dimmable Drivers (Dali, Push Button, 1-10V or Bluetooth).

Coming in White, Black or Grey powder coated and in Special Decorative Black Oxidation or Red Oxidation, Optionally in Special RAL.

L80 B10 @50.000h (Ta 24°).

Flicker @100Hz <3.

Color Consistency <3SDCM.

UGR <17.



Technical Specifications & Constraints

Length

Available from 58cm to 450cm

CCT

3000K and 4000K
Optionally 2700K, 6500K and Tunable White
Color Consistency <3SDCM

CRI

Available in CRI80 and Optionally CRI90

Light Emission

Direct light emission with LED Board in 3 different
Lumen Output + Tunable White.

LED Board & Driver

Up to 200Lm/W
L80 B10 @50,000h (Ta 24°C)
Flicker @100Hz<3
UGR<17

Installation

Ceiling | Pendant



LED Drivers

On-Off
DALI
Push Button
1-10V
Bluetooth

Optics / Diffusers


Linear lenses 50° or 80°

Mechanical

IK05
IP20


Body Colours

White | Black | Grey | Black Oxidation | Red Oxidation | Your Special RAL




Cover Colours

White | Black | Grey | Gold | Copper | Your Special RAL



ZETA50 Ceiling



ZETA50 Pendant

200cm Cable Adjustable Included

"ZETA50" Ceiling and Pendant...

is a LED profile luminaire, made of an extruded aluminum, powder-coated with fine matte finish.

Providing direct light emission through linear lenses 50° or 80°.

Linear louvers available for reduced UGR.

Luminaire equipped with the latest generation of well known LED boards, with

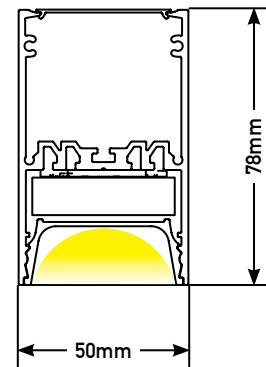
small color tolerance MacAdam 3, according to Zhaga book 7.

Drivers On-Off or DIMMABLE.

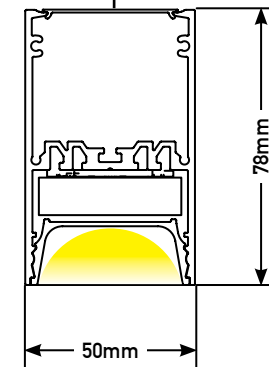
Features:

- Available from 58cm to 450cm.
- Three different Lumen Output types plus Tunable White.
- CRI80, Optionally CRI90.
- CCT 3000K or 4000K, Optionally 2700K or 6500K plus Tunable White.
- With Linear Lenses 50° or 80° Beam Angle.
- On-Off or Dimmable Drivers (Dali, Push Button, 1-10V or Bluetooth)
- Coming in White, Black or Grey powder coated and in Special Decorative Black or Red Oxidation, Optionally in Special RAL.
- L80 B10 @50,000h (Ta 24°).
- Flicker @100Hz <3.
- Color Consistency <3SDCM.
- UGR <17.

Ceiling



Pendant



Ceiling

Your Code : **Z50C**

Length	Inset	CRI	CCT	Optic/ Diffuser	Driver	Body Colour	Cover Colour
--------	-------	-----	-----	--------------------	--------	----------------	-----------------

Pendant

Your Code : **Z50P**

Length	Inset	CRI	CCT	Optic/ Diffuser	Driver	Body Colour	Cover Colour
--------	-------	-----	-----	--------------------	--------	----------------	-----------------

Select technical features to configure your code.

Length*	Inset	CRI	CCT	Optic/Diffuser	Driver	Body Colour	Cover Colour
058 = 58cm	1 = HE 3357Lm/m	8 = 80	27 = 2700K	X = 50°	O = ON-OFF	W = WHITE	W = WHITE
086 = 86cm	200Lm/W	9 = 90	30 = 3000K	T = 80°	D = DALI	B = BLACK	B = BLACK
114 = 114cm	2 = HO 5640Lm/m		40 = 4000K		P = PUSH	G = GREY	G = GREY
142 = 142cm	188Lm/W		65 = 6500K		V = 1-10V	L = BLACK OXIDATION	O = GOLD
170 = 170cm	3 = EXTRA BRIGHT		11 = TUNABLE WHITE		B = BLUETOOTH	R = RED OXIDATION	C = COPPER
198 = 198cm	7032Lm/m					S = SPECIAL RAL	S = SPECIAL RAL
226 = 226cm	179Lm/W						
254 = 254cm	4 = TUNABLE WHITE						
282 = 282cm	5265Lm/m						
310 = 310cm	162Lm/W						
338 = 338cm							
366 = 366cm							
394 = 394cm							
422 = 422cm							
450 = 450cm							

*Make your choices from the above dimensions only. Is not an open edit length profile.

When CCT Tunable White Chosen, Inset Tunable White and Dimm Driver is Required.

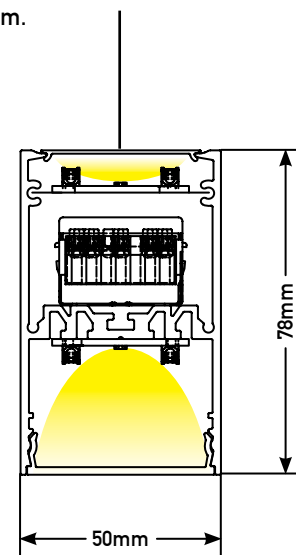


"ZETA50" Up & Down...

is a LED profile luminaire, made of an extruded aluminum, powder-coated with fine matte finish. Providing direct and indirect light emission through linear lenses 50° and 80° angle beam. Linear louvers available for reduced UGR. Luminaire equipped with the latest generation of well known LED boards, with small color tolerance MacAdam 3, according to Zhaga book 7. Drivers On-Off or DIMMABLE.

Features:

- Available from 58cm to 450cm.
- Three different Lumen Output types plus Tunable White.
- CRI80, Optionally CRI90.
- CCT 3000K or 4000K, Optionally 2700K or 6500K plus Tunable White.
- With Linear Lenses 50° or 80° Beam Angle.
- On-Off or Dimmable Drivers (Dali, Push Button, 1-10V or Bluetooth)
- Coming in White, Black or Grey powder coated and in Special Decorative Black or Red Oxidation, Optionally in Special RAL.
- L80 B10 @50.000h (Ta 24°).
- Flicker @100Hz <3.
- Color Consistency <3SDCM.
- UGR <17.
- U-LOR 50.



Technical Specifications & Constraints

Length
Available from 58cm to 450cm

CCT
3000K and 4000K
Optionally 2700K, 6500K and Tunable White
Color Consistency <3SDCM

CRI
Available in CRI80 and Optionally CRI90

Light Emission
Direct and indirect light emission with LED Board in 3 different Lumen Output + Tunable White.

LED Board & Driver
Up to 200Lm/W
L80 B10 @50.000h (Ta 24°C)
Flicker @100Hz<3
UGR<17

Installation
Pendant Up & Down




LED Drivers
On-Off
DALI
Push Button
1-10V
Bluetooth

Optics / Diffusers
Linear lenses 50° or 80°

Mechanical
IK05
IP20

Body Colours
White | Black | Grey | Black Oxidation | Red Oxidation | Your Special RAL



Cover Colours
White | Black | Grey | Gold | Copper | Your Special RAL



ZETA50 Up & Down

200cm Cable Adjustable Included

Up & Down Your Code : **Z50U**

Length Inset CRI CCT Optic/Diffuser Driver Body Colour Cover Colour

Select technical features to configure your code.


Length*	Inset	CRI	CCT	Optic/Diffuser	Driver	Body Colour	Cover Colour
058 = 58cm	1 = HE 3357Lm/m	8 = 80	27 = 2700K	X = 50°	O = ON-OFF	W = WHITE	W = WHITE
086 = 86cm	200Lm/W	9 = 90	30 = 3000K	T = 80°	D = DALI	B = BLACK	B = BLACK
114 = 114cm	2 = HO 5640Lm/m		40 = 4000K		P = PUSH	G = GREY	G = GREY
142 = 142cm	188Lm/W		65 = 6500K		V = 1-10V	L = BLACK OXIDATION	O = GOLD
170 = 170cm	3 = EXTRA BRIGHT		11 = TUNABLE WHITE		B = BLUETOOTH	R = RED OXIDATION	C = COPPER
198 = 198cm	7032Lm/m					S = SPECIAL RAL	S = SPECIAL RAL
226 = 226cm	179Lm/W						
254 = 254cm	4 = TUNABLE WHITE						
282 = 282cm	5265Lm/m						
310 = 310cm	162Lm/W						
338 = 338cm							
366 = 366cm							
394 = 394cm							
422 = 422cm							
450 = 450cm							

*Make your choices from the above dimensions only. Is not an open edit length profile.


When CCT Tunable White Chosen, Inset Tunable White and Dimm Driver is Required.

Discover LAMDA50 Family

Lamda is a top lighting product line. Easy, simply to fit any project, with superb functionality and minimalistic design. Designed for ceiling, pendant and pendant up & down with uplight installation.



LAMDA50 Ceiling



LAMDA50 Pendant

200cm Cable Adjustable Included

Technical Specifications & Constraints

Open Edit Length
Available in any length from 30cm to 450cm.


Cover
Flat Cover



Installation
Ceiling | Pendant



Body Colours
White | Black | Grey | Black Oxidation | Red Oxidation | Your Special RAL



Cover Colours
White | Black | Grey | Copper | Your Special RAL



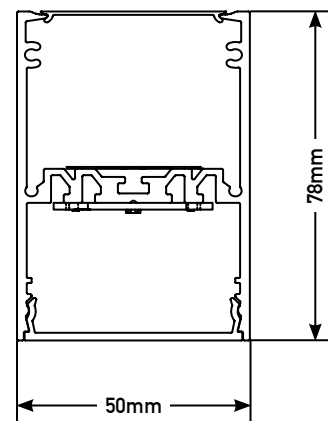
"LAMDA50" Ceiling and Pendant...

is a LED profile, made of an extruded aluminum, powder-coated with fine matte finish and flat cover. Designed for ceiling and pendant installation.

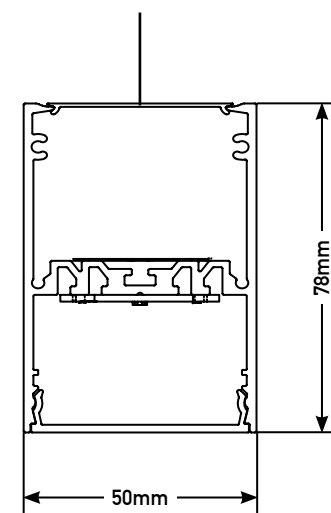
Features:

- Available from 30cm to 450cm.
- Coming in White, Black or Grey powder coated and in Special Decorative Black or Red Oxidation, Optionally in Special RAL.

Ceiling



Pendant



Ceiling Your Code : **L50C**

Length	Cover Type	Body Colour	Cover Colour
--------	------------	-------------	--------------

Pendant Your Code : **L50P**

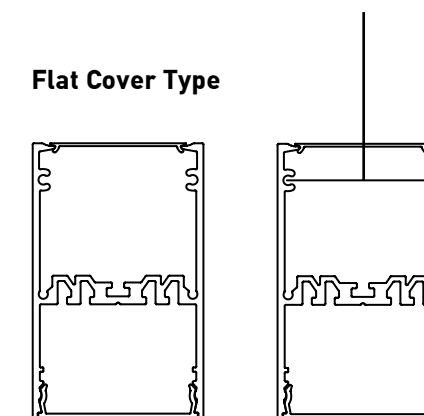
Length	Cover Type	Body Colour	Cover Colour
--------	------------	-------------	--------------

Select technical features to configure your code.

Length*	Cover Type	Body Colour	Cover Colour
030 = 30cm	F = FLAT	W = WHITE	W = WHITE
050 = 50cm		B = BLACK	B = BLACK
100 = 100cm		G = GREY	G = GREY
200 = 200cm		L = BLACK OXIDATION	C = COPPER
300 = 300cm		R = RED OXIDATION	S = SPECIAL RAL
400 = 400cm		S = SPECIAL RAL	
450 = 450cm			

*Open Edit Length min 30cm - max 450cm.

Flat Cover Type



Technical Specifications & Constraints

Open Edit Length
Available in any length from 30cm to 450cm

CCT
3000K and 4000K
Optionally 2700K, 6500K and Tunable White
Color Consistency <3SDCM

CRi
Available in CRi80 and Optionally CRi90

Light Emission
Optionally, uplight with LED Board in
3 Lumen Output plus Tunable White

LED Board & Driver
Up to 200Lm/W
L80 B10 @50,000h (Ta 24°C)
Flicker @100Hz<3

Cover
Flat Cover

LED Drivers
On-Off
DALI
Push Button
1-10V
Bluetooth

Mechanical
IK05
IP20



Body Colours
White | Black | Grey | Black Oxidation | Red Oxidation | Your Special RAL



Cover Colours
White | Black | Grey | Copper | Your Special RAL



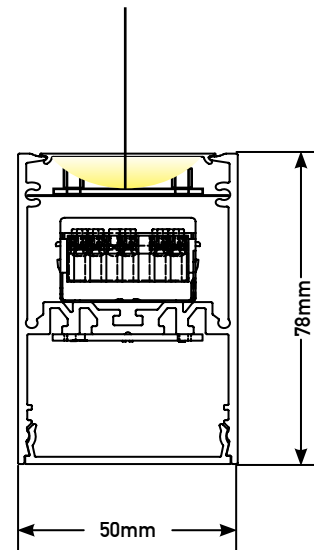
Installation
Pendant Uplight



“LAMDA50” Uplight...
is a LED profile, made of an extruded aluminum, powder-coated with fine matte finish.
Designed for pendant installation with uplight.

Features:

- Available from 30cm to 450cm.
- Three different Lumen Output types plus Tunable White.
- CRi80, Optionally CRi90.
- CCT 3000K or 4000K, Optionally 2700K or 6500K plus Tunable White.
- Coming in White, Black or Grey powder coated and in Special Decorative Black or Red Oxidation, Optionally in Special RAL.
- On-Off or Dimmable Drivers (Dali, Push Button, 1-10V or Bluetooth)
- Coming in White, Black or Grey powder coated and in Special Decorative Black or Red Oxidation, Optionally in Special RAL.
- L80 B10 @50,000h (Ta 24°).
- Flicker @100Hz <3.
- Color Consistency <3SDCM.



LAMDA50 Uplight

200cm Cable Adjustable Included

Uplight Your Code : **L50U**

Length Uplight Inset CRi CCT Driver Cover Type Body Colour Cover Colour

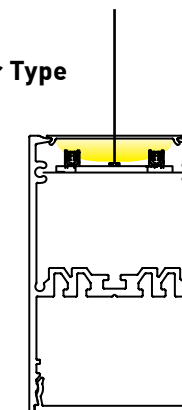
Select technical features to configure your code.

Length*	Uplight Inset	CRi	CCT	Driver	Cover Type	Body Colour	Cover Colour
030 = 30cm	1 = HE 3357Lm/m	8 = 80	27 = 2700K	0 = ON-OFF	F = FLAT	W = WHITE	W = WHITE
050 = 50cm	200Lm/W	9 = 90	30 = 3000K	D = DALI		B = BLACK	B = BLACK
100 = 100cm	2 = HO 5640Lm/m		40 = 4000K	P = PUSH		G = GREY	G = GREY
200 = 200cm	188Lm/W		65 = 6500K	V = 1-10V		L = BLACK OXIDATION	C = COPPER
300 = 300cm	3 = EXTRA BRIGHT		11 = TUNABLE WHITE	B = BLUETOOTH		R = RED OXIDATION	S = SPECIAL RAL
400 = 400cm	7032Lm/m					S = SPECIAL RAL	
450 = 450cm	179Lm/W						
	4 = TUNABLE WHITE						
	5265Lm/m						
	188Lm/W						

*Open Edit Length min 30cm - max 450cm.

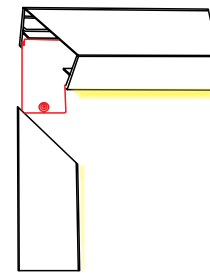
When CCT Tunable White Chosen, Inset Tunable White and Dimm Driver is Required.

Flat Cover Type



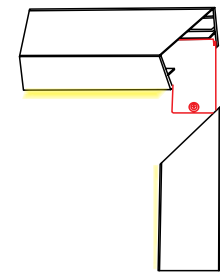


<90 | LEFT ANGLE 90° JOINT



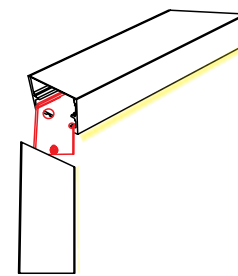
code JL90

>90 | RIGHT ANGLE 90° JOINT



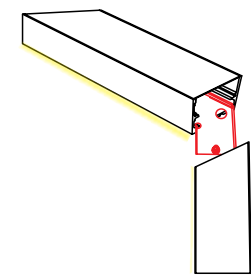
code JR90

<120 | LEFT ANGLE 120° JOINT



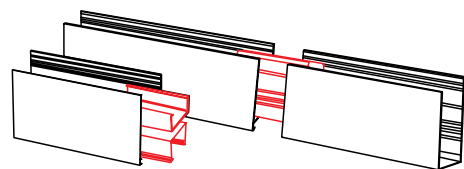
code JL120

>120 | RIGHT ANGLE 120° JOINT



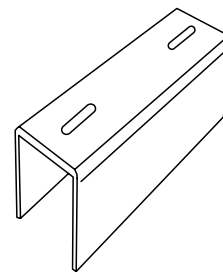
code JR120

= | PHYSICAL LINEAR JOINT



code JL

V | VIRTUAL LINEAR JOINT




code JLV

90° | UP JOINT 90°



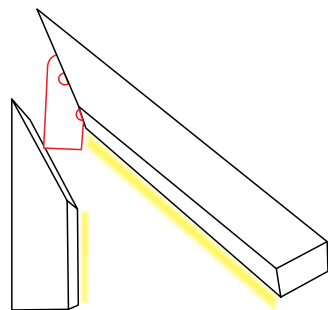
code JU90°

90° | DOWN JOINT 90°



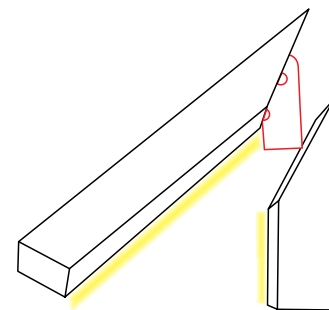
code JD90°

<60 | LEFT ANGLE 60° JOINT



code JL60

>60 | RIGHT ANGLE 60° JOINT



code JR60

* CUSTOM JOINT ANGLE >60°
UPON REQUEST

	ALPHA 52				
	LUMINAIRE LENGTH	INSET 1		INSET 2	
		CONSUMPTION W	LUMEN OUTPUT Lm	CONSUMPTION W	LUMEN OUTPUT Lm
580	10	1.972	17	3.272	
860	15	2.956	26	4.904	
1140	20	3.944	35	6.543	
1420	25	4.928	43	8.176	
1700	30	5.916	52	9.815	
1980	35	6.900	60	11.447	
2260	39	7.888	69	13.086	
2540	44	8.872	78	14.719	
2820	49	9.860	86	16.358	
3100	54	10.844	95	17.990	
3380	59	11.832	104	19.629	
3660	64	12.816	112	21.262	
3940	69	13.804	121	22.901	
4220	74	14.788	129	24.533	
4500	79	15.776	138	26.172	

Consumption values of LED circuit PF: 0.91-0.95 .
 Lumen Output values of PCB @4000K CRI 80 .
 LOR ALPHA34 : Opal 60 | Micro Opal 62 | Black 18 .
 U-LOR for all Up & Down 50 .

	ZETA 52 15° 30° 45°			
	CCT	CONSUMPTION W	LED CHIP Lumen Output Lm	FINAL* Lumen Output Lm
2700K	10	1555	933	
3000K	10	1600	960	
4000K	10	1645	987	

Consumption values of LED circuit PF: 0.91-0.95 .
 Lumen Output values of LED chip @CRI 90 .


	ZETA 52 WALL WASHER			
	CCT	CONSUMPTION W	LED CHIP Lumen Output Lm	FINAL* Lumen Output Lm
2700K	10	1555	466,5	
3000K	10	1600	480	
4000K	10	1645	493,5	

Consumption values of LED circuit PF: 0.91-0.95 .
 Lumen Output values of LED chip @CRI 80 .



Discover **ALPHA52** Family

Alpha is a top lighting product line. Easy, simply to fit any project, with superb functionality and minimalistic design. Designed for pendant installation.



Technical Specifications & Constraints

Length

Available from 58cm to 450cm

CCT

3000K and 4000K
Optionally 2700K, 6500K and Tunable White
Color Consistency <3SDCM

CRi

Available in CRi80 and Optionally CRi90

Light Emission

Direct light emission with LED Board in 2 different
Lumen Output + Tunable White.

LED Board & Driver

Up to 200Lm/W
L80 B10 @50.000h (Ta 24°C)
Flicker @100Hz <3
UGR<16

Installation

Pendant



LED Drivers

On-Off
DALI
Push Button
1-10V
Bluetooth

Optics/Diffuser

Opal Diffuser

Mechanical

IK05
IP20



Body Colours

White | Black | Grey

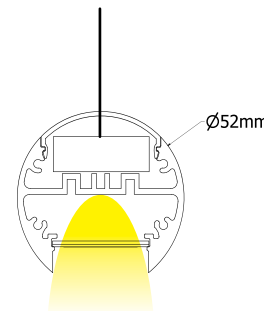


Black Oxidation | Red Oxidation | Your Special RAL



"ALPHA52" Pendant...

is a LED profile luminaire, made of an extruded aluminum, powder-coated with fine matte finish. Designed for pendant mounting, providing direct light emission through a diffuser made either of satined polycarbonate for an almost homogeneous emission of light. Luminaire equipped with the latest generation of well-known LED boards, with small color tolerance MacAdam 3, according to Zhaga book 7. Drivers On-Off or dimmable.



Features:

- Available from 58cm to 450cm.
- Two different Lumen Output types plus Tunable White.
- CRi80, Optionally CRi90.
- CCT 3000K or 4000K, Optionally 2700K or 6500K plus Tunable White.
- On-Off or Dimmable Drivers (Dali, Push Button, 1-10V or Bluetooth).
- Coming in White, Black or Grey powder coated and in Special Decorative Black or Red Oxidation, Optionally in Special RAL.
- L80 B10 @50.000h (Ta 24°).
- Flicker @100Hz <3.
- Color Consistency <3SDCM.
- UGR <16.



ALPHA52 Pendant

200cm Cable Adjustable Included

Pendant Your Code : **A52P**

Length Inset CRi CCT Optic/Diffuser Driver Body Colour

Select technical features to configure your code.

Length*	Inset	CRi	CCT	Optic/Diffuser	Driver	Body Colour
058 = 58cm	1 = HE 3357Lm/m	8 = 80	27 = 2700K	P = Opal Diffuser	O = ON-OFF D = DALI P = PUSH V = 1-10V B = BLUETOOTH	W = WHITE B = BLACK G = GREY L = BLACK OXIDATION R = RED OXIDATION S = SPECIAL RAL
086 = 86cm	200Lm/W	9 = 90	30 = 3000K			
114 = 114cm	2 = HO 5640Lm/m		40 = 4000K			
142 = 142cm	188Lm/W		65 = 6500K			
170 = 170cm	4 = TUNABLE WHITE		11 = TUNABLE WHITE			
198 = 198cm	5265Lm/m					
226 = 226cm	162Lm/W					
254 = 254cm						
282 = 282cm						
310 = 310cm						
338 = 338cm						
366 = 366cm						
394 = 394cm						
422 = 422cm						
450 = 450cm						

*Make your choices from the above dimensions only. Is not an open edit length profile.

When CCT Tunable White Chosen. Inset Tunable White and Dimm Driver is Required.



Discover **ZETA52** Family

Zeta is a top lighting product line. Easy, simply to fit any project, with superb functionality and minimalistic design. Designed for pendant installation.





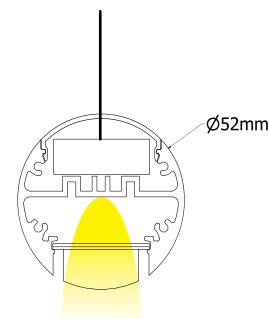
“ZETA52” Pendant...

is a LED profile luminaire, made of an extruded aluminum, powder-coated with fine matte finish. Designed for pendant mounting, providing direct light emission through SMD 5*2W, 1100Lm each.

Luminaire equipped with the latest generation of well known LED boards, with small color tolerance MacAdam 3. Drivers On-Off or dimmable.

Features:

- Available from 13cm to 250cm.
- With SMD 5*2W, 1100Lm each.
- Available Individual Lenses 15°,30°, 45° or Wall Washer.
- CRI80, Optionally CRI90.
- CCT 3000K or 4000K, Optionally 2700K.
- On-Off or Dimmable Drivers (Dali, Push Button, 1-10V or Bluetooth).
- Coming in White , Black or Grey powder coated, Optonaly in Special RAL.
- L80 B10 @50.000h (Ta 24°).
- Flicker @100Hz <3.
- Color Consistency <3SDCM.
- UGR <16.



Technical Specifications & Constraints

Length
Available from 13cm to 250cm

CCT
3000K and 4000K
Optionally 2700K
Color Consistency <3SDCM

CRI
Available in CRI80 and Optionally CRI90

Light Emission
Direct light emission with LED Board

LED Board & Driver
Up to 120Lm/W
L80 B10 @50.000h (Ta 24°C)
Flicker @100Hz <3
UGR<16

Installation
Pendant



LED Drivers
On-Off
DALI
Push Button
1-10V
Bluetooth

Optics / Diffusers
15°, 30°, 45° and Wall Washer

SMD
Block of 5LED
Total 10W

Mechanical
IK05
IP20

Body Colours

White | Black | Grey | Your Special RAL



Cover Colours

White | Black | Grey | Gold | Copper | Your Special RAL



ZETA52 Pendant

200cm Cable Adjustable Included

Pendant Your Code : **Z52P**

Length	Number of Blocks of 5LED	CRI	CCT	Optic/ Diffuser	Driver	Body Colour	Cover Colour
--------	--------------------------	-----	-----	-----------------	--------	-------------	--------------

Select technical features to configure your code.

Length*	Number of Blocks**	CRI	CCT	Optic/Diffuser	Driver	Body Colour	Cover Colour
013 = 13cm	1 = 1 Block	8 = 80	27 = 2700K	N = 15°	O = ON-OFF	W = WHITE	W = WHITE
015 = 15cm	2 = 2 Blocks	9 = 90	30 = 3000K	K = 30°	D = DALI	B = BLACK	B = BLACK
026 = 26cm	6 = 6 Blocks		40 = 4000K	G = 45°	P = PUSH	G = GREY	G = GREY
039 = 39cm	10 = 10 Blocks			H = WALL WASHER	V = 1-10V	S = SPECIAL RAL	O = GOLD
050 = 50cm	15 = 15 Blocks				B = BLUETOOTH		C = COPPER
100 = 100cm	25 = 25 Blocks						S = SPECIAL RAL
200 = 200cm	30 = 30 Blocks						
250 = 250cm							

*Open Edit Length min 13cm - max 250cm. **Number of Blocks min 1block (of 5 SMD , 10W) - max 30blocks. (13cm each).



Wall Washer Diffuser



Discover **KAPPA52** Family

Kappa is a top lighting product line. Easy, simply to fit any project, with superb functionality and minimalistic design. Designed for pendant installation.



Technical Specifications & Constraints

Open Edit Length
Available in any length from 20cm to 450cm

CCT
3000K and 4000K
Optionally 2700K and 6500K
Color Consistency <3SDCM

CRI
Available in CRI80 and Optionally CRI90

Light Emission
Direct light emission with LED Board

LED Board & Driver
Up to 180Lm/W
L80 B10 @50.000h (Ta 24°C)
Flicker @100Hz <3
UGR<16

Installation
Pendant



LED Drivers
On-Off
DALI
Push Button
1-10V
Bluetooth

Optics / Diffusers
Individual Reflectors 24°,38°

Parametric Number of Spot
COB LED 9W

Mechanical
IK05
IP20

Body Colours
White | Black | Grey | Black Oxidation | Red Oxidation | Your Special RAL



Cover Colours
White | Black | Grey | Gold | Copper | Your Special RAL



KAPPA52 Pendant

200cm Cable Adjustable Included

"KAPPA52" Pendant...

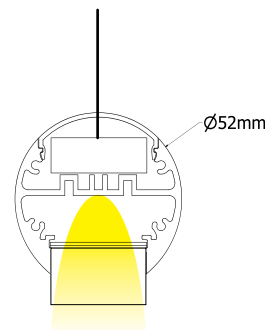
is a LED profile luminaire, made of an extruded aluminum, powder-coated with fine matte finish. Designed for pendant mounting, providing direct light emission through COB LED 9W, 1400Lm each with Individual Reflectors.

With two versions dark light parts for reduced UGR.

Luminaire equipped with the latest generation of well known LED boards, with small color tolerance MacAdam 3. Drivers On-Off or dimmable.

Features:

- Available from 20cm to 450cm.
- COB LED 9W, 1400Lm each with Individual Reflectors.
- Available Individual Reflectors 24° or 38°.
- CRI80, Optionally CRI90.
- CCT 3000K or 4000K, Optionally 2700K or 6500K.
- On-Off or Dimmable Drivers (Dali, Push Button, 1-10V or Bluetooth).
- Coming in White, Black or Grey powder coated and in Special Decorative Black or Red Oxidation, Optionally in Special RAL.
- L80 B10 @50.000h (Ta 24°).
- Flicker @100Hz <3.
- Color Consistency <3SDCM.
- UGR <16.



Pendant Your Code : **K52P**

Length	Number of Spots	CRI	CCT	Optic/ Diffuser	Driver	Body Colour	Cover Colour
--------	-----------------	-----	-----	-----------------	--------	-------------	--------------

Select technical features to configure your code.

Length*	Number of Spots**	CRI	CCT	Optic/Diffuser	Driver	Body Colour	Cover Colour
020 = 20cm	1 = 1 Spot	8 = 80	27 = 2700K	O = 24°	O = ON-OFF	W = WHITE	W = WHITE
050 = 50cm	5 = 5 Spots	9 = 90	30 = 3000K	F = 38°	D = DALI	B = BLACK	B = BLACK
100 = 100cm	10 = 10 Spots		40 = 4000K		P = PUSH	G = GREY	G = GREY
200 = 200cm	15 = 15 Spots		65 = 6500K		V = 1-10V	L = BLACK OXIDATION	O = GOLD
300 = 300cm	20 = 20 Spots				B = BLUETOOTH	R = RED OXIDATION	C = COPPER
400 = 400cm	36 = 36 Spots					S = SPECIAL RAL	S = SPECIAL RAL
450 = 450cm							

*Open Edit Length min 20cm - max 450cm. **Number of Spots min 1spot - max 36spots / max 8spots per meter.

Minimum Distance Between 2 Spots 125mm.



Discover **GAMMA52** Family

Gamma is a top lighting product line. Easy, simply to fit any project, with superb functionality and minimalistic design. Designed for pendant installation. Four different spot lights to select Giota34 , Giota40 Zoom , Giota65 or Giota85.

Giota34



Giota40 Zoom



Giota65



Giota85





Technical Specifications & Constraints

Length
Available from 50cm to 450cm

CCT
3000K and 4000K
Optionally 2700K
Color tolerance 2 MacAdam

CRi
Available in CRi80 and Optionally CRi90

LED Board & Driver
THD<20%
Operation temperature: -25° +45°
Operation lifetime 50.000h
L90 B10 @ 50.000h
Flicker @100Hz <3
Ambient temperature +24°

Installation
Pendant




LED Drivers
On-Off
DALI
Push Button
1-10V
Bluetooth

Spots Selection
Selection of different spot light
Giota34, Giota40 Zoom, Giota65 and Giota85

Optics / Diffusers
15° , 24° , 36°

Mechanical
IK05
IP20

Body Colours
White | Black | Grey | Black Oxidation | Red Oxidation | Your Special RAL



Cover Colours
White | Black | Grey | Gold | Copper | Your Special RAL



GAMMA52 Pendant

200cm Cable Adjustable Included

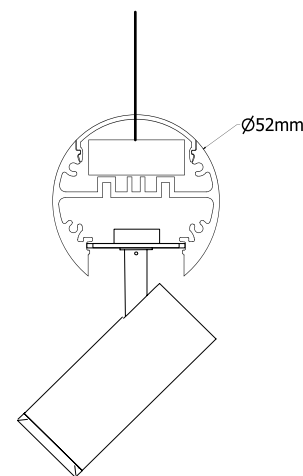
Pendant Your Code : **G52P**

Length	Spots Number	Spots Type	CRi	CCT	Optic/ Diffuser	Driver	Body Colour	Cover Colour
--------	--------------	------------	-----	-----	-----------------	--------	-------------	--------------

"GAMMA52" Pendant...
is a LED profile, made of an extruded aluminum, powder-coated with fine matte finish.
With dark cover and assembled spotlight.
Designed for pendant installation.

Features:

- Available from 50cm up to 450cm
- Selection of different Spot Light (Giota34, Giota40 Zoom, Giota65 or Giota85).
- Available Individual Reflectors 15°, 24° and 36°.
- CRi80, Optionally CRi90.
- CCT 3000K or 4000K, Optionally 2700K.
- On-Off or Dimmable Drivers (Dali, Push Button, 1-10V or Bluetooth).
- Coming in White, Black or Grey powder coated and in Special Decorative Black or Red Oxidation, Optionally in Special RAL.
- L90 B10 @50.000h (Ta 24°).
- Flicker @100Hz <3.
- Color Tolerance 2 MacAdam.



Select technical features to configure your code.

Length*	Spots Number**	Spots Type	CRi	CCT	Optic/Diffuser	Driver	Body Colour	Cover Colour
050 = 50cm	1 = 1 Spot	134 = GIOTA 34	8 = 80	27 = 2700K	N = 15°	O = ON-OFF	W = WHITE	W = WHITE
100 = 100cm	4 = 4 Spots	140 = GIOTA 40	9 = 90	30 = 3000K	O = 24°	D = DALI	B = BLACK	B = BLACK
200 = 200cm	8 = 8 Spots	ZOOM		40 = 4000K	R = 36°	P = PUSH	G = GREY	G = GREY
300 = 300cm	12 = 12 Spots	165 = GIOTA 65				V = 1-10V	L = BLACK OXIDATION	O = GOLD
400 = 400cm	18 = 18 Spots	185 = GIOTA 85				B = BLUETOOTH	R = RED OXIDATION	C = COPPER
450 = 450cm							S = SPECIAL RAL	S = SPECIAL RAL

*Open Edit Length min 10cm - max 450cm. **Number of Spots min 1spot - max 18spots / max 4spots per meter.

Minimum Distance Between 2 Spots 200mm.



Discover
EPSILON52
Magnetic
Family

Epsilon Magnetic is a top lighting product line.
Easy, simply to fit any project, with superb functionality and minimalistic design.
Designed for pendant installation.



"EPSILON52" Pendant Magnetic...
 is a magnetic LED profile, made of an extruded aluminum, powder-coated with fine matte finish. Designed for pendant installation.

Features:

- Available from 100cm to 300cm
- Incorporated magnetic Track with 'ready to plug' at 48V power supply.
- Coming in White, Black or Grey powder coated and in Special Decorative Black or Red Oxidation, Optionally in Special RAL.

Technical Specifications & Constraints

Open Edit Length
 Available in any length from 50cm to 300cm.

Magnetic Spot's Option
 Track Light : I40Z, I34Z, Washer
 Track Light : Sphere D4.8, Sigmax1, Sigmax2
 Track Light: Mini Scone, Ball Magnetic D12


Installation
 Pendant Magnetic



Specification
 Incorporated magnetic Track with 'ready to plug' at 48V power supply.



Body Colours
 White | Black | Grey

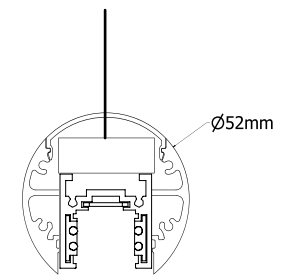


Black Oxidation | Red Oxidation | Your Special RAL



EPSILON52 Pendant MAGNETIC

Remote Driver in the Box
 200cm Cable Adjustable Included



Pendant Your Code : **E52PM**
 Length Body Colour

Select technical features to configure your code.

Length*	Body Colour
1 = 100cm	W = WHITE
2 = 200cm	B = BLACK
3 = 300cm	G = GREY
	L = BLACK OXIDATION
	R = RED OXIDATION
	S = SPECIAL RAL

*Make your choices from the above dimensions only. Is not an open edit length profile.



Discover **FI ALPHA** Family

Fi Alpha is a top lighting product line. Easy, simply to fit any project, with superb functionality and minimalistic design. Designed for ceiling, pendant, trimless and pendant up & down with uplight installation.



Features

Available in Diameter from 60cm to 180cm.
Three different Lumen Output types plus Tunable White.
Two different Optics-Diffusers (Opal or Micro Prismatic Clear).
On-Off or Dimmable Drivers (Dali, Push Button or Bluetooth).
Coming in White, Black or Grey powder coated and in Special Decorative Black Oxidation or Red Oxidation, Optionally in Special RAL.
L80 B10 @50.000h (Ta 24°).
Flicker @100Hz <3.
Color Consistency <3SDCM.



Technical Specifications & Constraints

Length

Available in Diameter 60cm to 180cm

CCT

3000K and 4000K
Optionally 2700K and Tunable White
Color Consistency <3SDCM

CRI

Available in CRI80 and Optionally CRI90

Light Emission

Direct light emission with LED Board in 3 different
Lumen Output + Tunable White.

LED Board & Driver

Up to 200Lm/W
L80 B10 @50.000h (Ta 24°C)
Flicker @100Hz <3

Installation

Ceiling | Pendant



LED Drivers

On-Off
DALI
Push Button
Bluetooth

Optics / Diffusers

Opal Diffuser or Micro Prismatic Clear

Mechanical

IK05
IP20

Body Colours

White | Black | Grey



Black Oxidation | Red Oxidation | Your Special RAL



"FI ALPHA" Ceiling and Pendant...

is a LED circle luminaire, made of an curved extruded aluminum, powder-coated with fine matte finish. Providing direct light emission through satined polycarbonate for an almost homogeneous emission of light or micro prismatic for UGR<19. Luminaire equipped with the latest generation of well known LED boards, with small color tolerance MacAdam 3, according to Zhaga book 7. Drivers On-Off or dimmable.

Features:

- Available in Diameter from 60cm to 180cm.
- Three different Lumen Output types plus Tunable White.
- CRI80, Optionally CRI90.
- CCT 3000K or 4000K, Optionally 2700K or Tunable White.
- Two different Optics-Diffusers (Opal or Micro Prismatic Clear).
- On-Off or Dimmable Drivers (Dali, Push Button or Bluetooth).
- Coming in White, Black or Grey powder coated and in Special Decorative Black or Red Oxidation, Optionally in Special RAL.
- L80 B10 @50.000h (Ta 24°).
- Flicker @100Hz <3.
- Color Consistency <3SDCM.

Electrical and Optical Parameters of FA


Diameter	Inset	Consumption W	Lumen Output Lm
60cm	1	23	4.600
	2	40	7.570
	TW	40	7.160
90cm	1	39	7.820
	2	68	12.860
	TW	68	12.180
120cm	1	55	11.040
	2	97	18.160
	TW	97	17.190
180cm	1	83	16.560
	2	145	27.241
	TW	145	25.792

Consumption values of LED circuit PF 0.91-0.95 .
Lumen Output values of PCB @4000K .
LOR OPAL 62 | LOR MICRO 73 .



FI ALPHA Ceiling

Driver Incorporated



FI ALPHA Pendant

Driver Incorporated
200cm Cable Adjustable Included

Ceiling Your Code : **FAC**

Diameter	Inset	CRI	CCT	Optic/Diffuser	Driver	Body Colour
----------	-------	-----	-----	----------------	--------	-------------

Pendant Your Code : **FAP**

Diameter	Inset	CRI	CCT	Optic/Diffuser	Driver	Body Colour
----------	-------	-----	-----	----------------	--------	-------------

Select technical features to configure your code.

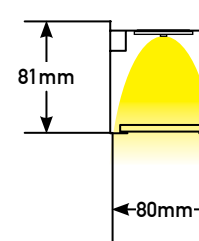
Diameter*	Inset	CRI	CCT	Optic/Diffuser	Driver	Body Colour
60 = 60cm	1 = HE 3357Lm/m	8 = 80	27 = 2700K	P = OPAL	O = ON-OFF	W = WHITE
90 = 90cm	200Lm/W	9 = 90	30 = 3000K	C = MICRO	D = DALI	B = BLACK
120 = 120cm	2 = HO 5640Lm/m		40 = 4000K	PRISMATIC	P = PUSH	G = GREY
180 = 180cm	188Lm/W		11 = TUNABLE WHITE	CLEAR	B = BLUETOOTH	L = BLACK OXIDATION
	3 = EXTRA BRIGHT					R = RED OXIDATION
	7032Lm/m					S = SPECIAL RAL
	179Lm/W					
	4 = TUNABLE WHITE					
	5265Lm/m					
	162Lm/W					

*Make your choices from the above dimensions only.

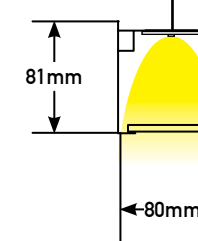
When CCT Tunable White Chosen, Inset Tunable White and Dimm Driver is Required.

CUSTOM DIAMETER FROM 50cm
UPON REQUEST

Ceiling



Pendant



Opal Diffuser



Micro Prismatic Clear

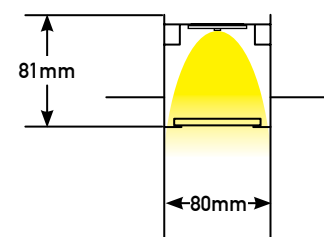


"FI ALPHA" Trimless...

is a LED circle luminaire, made of an curved extruded aluminum, powder-coated with fine matte finish. Designed for trimless mounting, providing direct light emission through satined polycarbonate for an almost homogeneous emission of light or micro prismatic for UGR<19. Luminaire equipped with the latest generation of well known LED boards, with small color tolerance MacAdam 3, according to Zhaga book 7. Drivers On-Off or dimmable.

Features:

- Available in Diameters from 60cm to 180cm.
- Three different Lumen Output types plus Tunable White.
- CRI80, Optionally CRI90.
- CCT 3000K or 4000K, Optionally 2700K or Tunable White.
- Two different Optics-Diffusers (Opal or Micro Prismatic Clear).
- On-Off or Dimmable Drivers (Dali, Push Button, 1-10V or Bluetooth).
- Coming in White or Black powder coated.
- L80 B10 @50.000h (Ta 24°).
- Flicker @100Hz <3.
- Color Consistency <3SDCM.



Technical Specifications & Constraints

Length
Available in Diameter 60cm to 180cm

CCT
3000K and 4000K
Optionally 2700K and Tunable White
Color Consistency <3SDCM

CRI
Available in CRI80 and Optionally CRI90

Light Emission
Direct and Indirect light emission with LED Board in 3 different Lumen Output + Tunable White.

LED Board & Driver
Up to 200Lm/W
L80 B10 @50.000h (Ta 24°C)
Flicker @100Hz <3

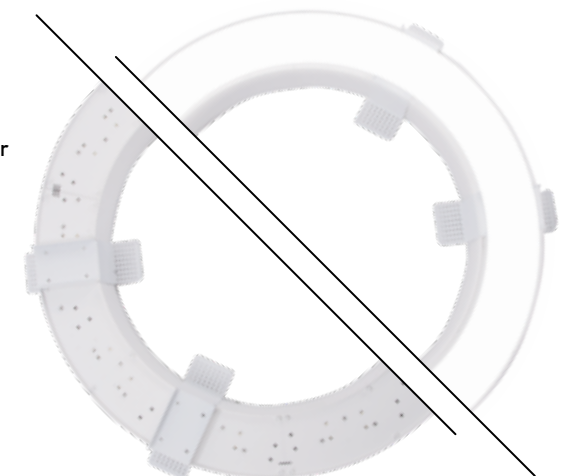
Installation
Trimless

LED Drivers
On-Off
DALI
Push Button
1-10V
Bluetooth

Optics / Diffusers
Opal Diffuser or Micro Prismatic Clear

Mechanical
IK05
IP20

Body Colours
White | Black



FI ALPHA Trimless

Driver Incorporated

Trimless Your Code : **FAT**

Diameter Inset CRI CCT Optic/Diffuser Driver Body Colour

Select technical features to configure your code.

Diameter*	Inset	CRI	CCT	Optic/Diffuser	Driver	Body Colour
60 = 60cm	1 = HE 3357Lm/m	8 = 80	27 = 2700K	P = OPAL	O = ON-OFF	W = WHITE
90 = 90cm	200Lm/W	9 = 90	30 = 3000K	C = MICRO	D = DALI	B = BLACK
120 = 120cm	2 = HO 5640Lm/m		40 = 4000K	PRISMATIC	P = PUSH	
180 = 180cm	188Lm/W		11 = TUNABLE WHITE	CLEAR	V = 1-10V	
	3 = EXTRA BRIGHT				B = BLUETOOTH	
	7032Lm/m					
	179Lm/W					
	4 = TUNABLE WHITE					
	5265Lm/m					
	162Lm/W					

*Make your choices from the above dimensions only.

When CCT Tunable White Chosen, Inset Tunable White and Dimm Driver is Required.

CUSTOM DIAMETER FROM 50cm
UPON REQUEST

Electrical and Optical Parameters of FAT

Diameter	Inset	Consumption W	Lumen Output Lm
60cm	1	46	9.200
	2	80	15.140
	TW	80	14.320
90cm	1	78	15.640
	2	136	25.720
	TW	136	24.360
120cm	1	110	22.080
	2	194	36.320
	TW	194	34.380
180cm	1	166	33.120
	2	290	54.482
	TW	290	51.584


Consumption values of LED circuit PF 0.91-0.95 .
Lumen Output values of PCB @4000K .
LOR OPAL 62 | LOR MICRO 73 | ULOR 50 .



Opal Diffuser



Micro Prismatic Clear



FI ALPHA Up & Down

Driver Incorporated
200cm Cable Adjustable Included

Technical Specifications & Constraints

Length

Available in Diameter 60cm to 180cm

CCT

3000K and 4000K
Optionally 2700K and Tunable White
Color Consistency <3SDCM

CRI

Available in CRI80 and Optionally CRI90

Light Emission

Direct and Indirect light emission with LED Board in 3 different Lumen Output + Tunable White.

LED Board & Driver

Up to 200Lm/W
L80 B10 @50.000h (Ta 24°C)
Flicker @100Hz <3

Installation

Pendant Up & Down



LED Drivers

On-Off
DALI
Push Button
1-10V
Bluetooth

Optics / Diffusers

Opal Diffuser or Micro Prismatic Clear

Mechanical

IK05
IP20

Body Colours

White | Black | Grey



Black Oxidation | Red Oxidation | Your Special RAL

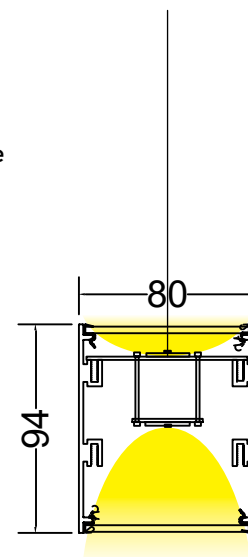


"FI ALPHA" Up & Down...

is a LED circle luminaire, made of an curved extruded aluminum, powder-coated with fine matte finish. Designed for pendant mounting, providing direct and indirect light emission through satined polycarbonate for an almost homogeneous emission of light or micro prismatic for UGR<19. Luminaire equipped with the latest generation of well known LED boards, with small color tolerance MacAdam 3, according to Zhaga book 7. Drivers On-Off or dimmable.

Features:

- Available in Diameter from 60cm to 180cm.
- Three different Lumen Output types plus Tunable White.
- CRI80, Optionally CRI90.
- CCT 3000K or 4000K, Optionally 2700K or Tunable White.
- Two different Optics-Diffusers (Opal or Micro Prismatic Clear).
- On-Off or Dimmable Drivers (Dali, Push Button, 1-10V or Bluetooth).
- Coming in White, Black or Grey powder coated and in Special Decorative Black or Red Oxidation, Optionally in Special RAL.
- L80 B10 @50.000h (Ta 24°).
- Flicker @100Hz <3.
- Color Consistency <3SDCM.



Up & Down

Your Code : **FAU**

Diameter Inset CRI CCT Optic/ Diffuser Driver Body Colour

Select technical features to configure your code.

Diameter*	Inset	CRI	CCT	Optic/Diffuser	Driver**	Body Colour
60 = 60cm	1 = HE 3357Lm/m	8 = 80	27 = 2700K	P = OPAL	O = ON-OFF	W = WHITE
90 = 90cm	200Lm/W	9 = 90	30 = 3000K	C = MICRO	D = DALI	B = BLACK
120 = 120cm	2 = HO 5640Lm/m		40 = 4000K	PRISMATIC	P = PUSH	G = GREY
180 = 180cm	188Lm/W		11 = TUNABLE WHITE	CLEAR	V = 1-10V	L = BLACK OXIDATION
	3 = EXTRA BRIGHT				B = BLUETOOTH	R = RED OXIDATION
	7032Lm/m					S = SPECIAL RAL
	179Lm/W					
	4 = TUNABLE WHITE					
	5265Lm/m					
	162Lm/W					

*Make your choices from the above dimensions only.

When CCT Tunable White Chosen, Inset Tunable White and Dimm Driver is Required.

CUSTOM DIAMETER FROM 50cm UPON REQUEST

Electrical and Optical Parameters of FAU

Diameter	Inset	Consumption W	Lumen Output Lm
60cm	1	46	9.200
	2	80	15.140
	TW	80	14.320
90cm	1	78	15.640
	2	136	25.720
	TW	136	24.360
120cm	1	110	22.080
	2	194	36.320
	TW	194	34.380
180cm	1	166	33.120
	2	290	54.482
	TW	290	51.584

Consumption values of LED circuit_PF 0.91-0.95 .
Lumen Output values of PCB @4000K .
LOR OPAL 62 | LOR MICRO 73 | ULOR 50 .



Opal Diffuser



Micro Prismatic Clear

Technical Specifications & Constraints

Length

Available in Diameter 60cm to 180cm

CCT

3000K and 4000K
Tunable White
Color Consistency <3SDCM

CRI

Available in CRI80 and Optionally CRI90

LED Board & Driver

Up to 200Lm/W
L80 B10 @50,000h (Ta 24°C)
Flicker @100Hz <3

LED Drivers

On-Off
DALI
Push Button
1-10V
Bluetooth



Light Emission

Direct light emission with LED Board in 2 different
Lumen Output + Tunable White.

Optics / Diffusers

Opal Diffuser or Micro Prismatic Clear

Mechanical

IK05
IP20

Installation

Pendant

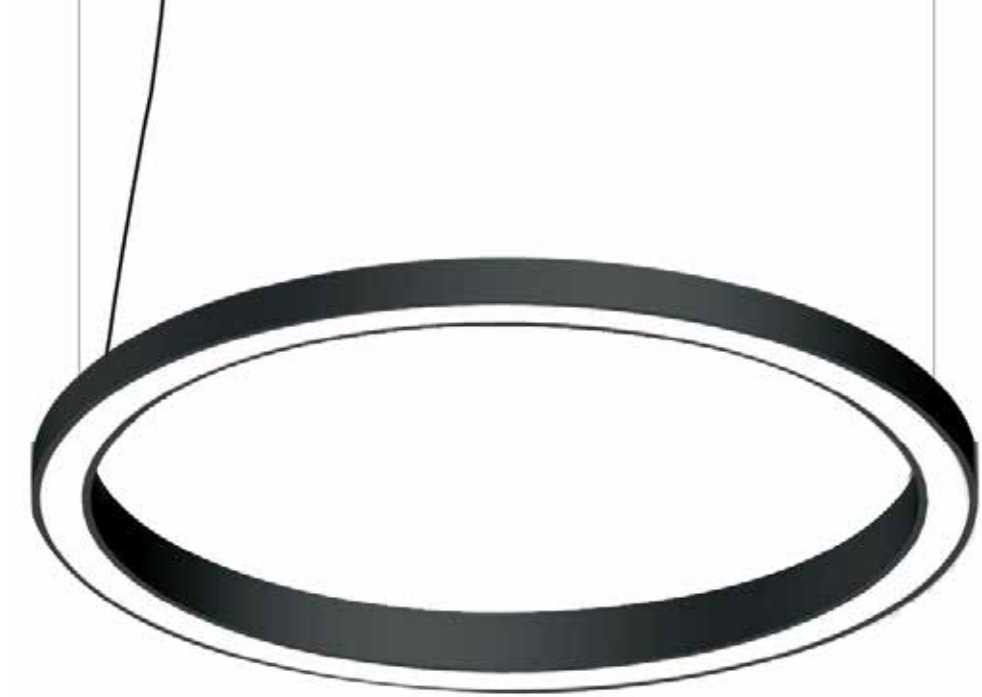


Body Colours

White | Black | Grey



Black Oxidation | Red Oxidation | Your Special RAL



FI ALPHA Pendant Shallow

Driver in Ceiling Box

200cm Cable Adjustable Included

"FI ALPHA" Pendant Shallow...

is a LED circle luminaire, made of an curved extruded aluminum, powder-coated with fine matte finish. Designed for pendant mounting, providing direct light emission through satined polycarbonate for an almost homogeneous emission of light or micro prismatic for UGR<19. Luminaire equipped with the latest generation of well known LED boards, with small color tolerance MacAdam 3, according to Zhaga book 7. Drivers On-Off or dimmable.

Features:

- Available in Diameter from 60cm to 180cm.
- Three different Lumen Output types plus Tunable White.
- CRI80, Optionally CRI90.
- CCT 3000K or 4000K, Optionally 2700K or Tunable White.
- Two different Optics-Diffusers (Opal or Micro Prismatic Clear).
- On-Off or Dimmable Drivers (Dali, Push Button, 1-10V or Bluetooth).
- Coming in White, Black or Grey powder coated and in Special Decorative Black or Red Oxidation, Optionally in Special RAL.
- L80 B10 @50,000h (Ta 24°).
- Flicker @100Hz <3.
- Color Consistency <3SDCM.

Electrical and Optical Parameters of FAPS

Diameter	Inset	Consumption W	Lumen Output Lm
60cm	1	23	4.600
	2	40	7.570
	TW	40	7.160
90cm	1	39	7.820
	2	68	12.860
	TW	68	12.180
120cm	1	55	11.040
	2	97	18.160
	TW	97	17.190
180cm	1	83	16.560
	2	145	27.241
	TW	145	25.792

Consumption values of LED circuit PF 0.91-0.95 .
Lumen Output values of PCB @4000K .
LOR OPAL 62 | LOR MICRO 73 .

Pendant Shallow

Your Code : **FAPS**

Diameter Inset CRI CCT Optic/Diffuser Driver Body Colour

Select technical features to configure your code.

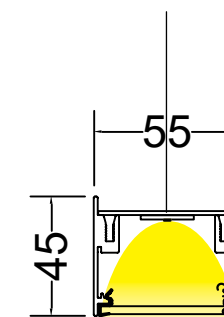
Diameter*	Inset	CRI	CCT	Optic/Diffuser	Driver	Body Colour
60 = 60cm	1 = HE 3357Lm/m	8 = 80	27 = 2700K	P = OPAL	O = ON-OFF	W = WHITE
90 = 90cm	200Lm/W	9 = 90	30 = 3000K	C = MICRO	D = DALI	B = BLACK
120 = 120cm	2 = HO 5640Lm/m		40 = 4000K	PRISMATIC	P = PUSH	G = GREY
180 = 180cm	188Lm/W		11 = TUNABLE WHITE	CLEAR	V = 1-10V	L = BLACK OXIDATION
	3 = EXTRA BRIGHT				B = BLUETOOTH	R = RED OXIDATION
	7032Lm/m					S = SPECIAL RAL
	179Lm/W					
	4 = TUNABLE WHITE					
	5265Lm/m					
	162Lm/W					

*Make your choices from the above dimensions only.

When CCT Tunable White Chosen, Inset Tunable White and Dimm Driver is Required.

CUSTOM DIAMETER FROM 50cm
UPON REQUEST

Ceiling Box Driver dimensions are W: 6cm H: 4cm L: 38cm for Diameters Up to 120cm.
W: 9cm H: 4cm L: 38cm for Diameters Over to 180cm.



Opal Diffuser



Micro Prismatic Clear



100% real preserved moss

Discover
FI ALPHA MOSS
Family

Fi Alpha Moss is a top lighting product line. Easy, simply to fit any project, with superb functionality and minimalistic design. Designed for ceiling and pendant installation.

Technical Specifications & Constraints

Length

Available in Diameter 60cm to 180cm

CCT

3000K and 4000K
Optionally 2700K and Tunable White
Color Consistency <3SDCM

CRI

Available in CRI80 and Optionally CRI90

Light Emission

Direct light emission with LED Board in 3 different
Lumen Output + Tunable White.

LED Board & Driver

Up to 200Lm/W
L80 B10 @50.000h (Ta 24°C)
Flicker @100Hz <3

LED Drivers

On-Off
DALI
Push Button
1-10V
Bluetooth

Optics / Diffusers

Opal and Micro Prismatic Clear

Moss

100% real preserved moss

Mechanical

IK05
IP20



Body Colours

White | Black | Grey



Black Oxidation | Red Oxidation | Your Special RAL



Installation

Ceiling | Pendant



"FI ALPHA MOSS" Ceiling and Pendant...

is a LED circle luminaire, made of an curved extruded aluminum, powder-coated with fine matte finish and 100% real preserved moss.

Providing direct light emission through satined polycarbonate for an almost homogeneous emission of light or micro prismatic for UGR<19.

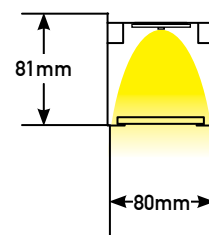
Luminaire equipped with the latest generation of well known LED boards, with small color tolerance MacAdam 3, according to Zhaga book 7.

Drivers On-Off or dimmable.


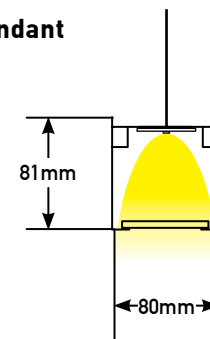
Features:

- Available in Diameter from 60cm to 180cm.
- Three different Lumen Output types plus Tunable White.
- CRI80, Optionally CRI90.
- CCT 3000K and 4000K, Optionally 2700K or Tunable White.
- Two different Optic-Diffuser (Opal or Micro Prismatic Clear).
- On-Off or Dimmable Drivers (Dali, Push Button, 1-10V or Bluetooth).
- Coming in White, Black or Grey powder coated and in Special Decorative Black or Red Oxidation, Optionally in Special RAL.
- L80 B10 @50.000h (Ta 24°).
- Flicker @100Hz <3.
- Color Consistency <3SDCM.

Ceiling



Pendant



FI ALPHA MOSS Ceiling

Driver Incorporated

FI ALPHA MOSS Pendant

Driver Incorporated
200cm Cable Adjustable Included

Ceiling Your Code : **FAMC**
Diameter Inset CRI CCT Optic/Diffuser Driver Body Colour

Pendant Your Code : **FAMP**
Diameter Inset CRI CCT Optic/Diffuser Driver Body Colour

Select technical features to configure your code.

Diameter*	Inset	CRI	CCT	Optic/Diffuser	Driver	Body Colour
60 = 60cm	1 = HE 3357Lm/m	8 = 80	27 = 2700K	P = OPAL	O = ON-OFF	W = WHITE
90 = 90cm	200Lm/W	9 = 90	30 = 3000K	C = MICRO	D = DALI	B = BLACK
120 = 120cm	2 = HO 5640Lm/m		40 = 4000K	PRISMATIC	P = PUSH	G = GREY
180 = 180cm	188Lm/W		11 = TUNABLE WHITE	CLEAR	V = 1-10V	L = BLACK OXIDATION
	3 = EXTRA BRIGHT				B = BLUETOOTH	R = RED OXIDATION
	7032Lm/m					S = SPECIAL RAL
	179Lm/W					
	4 = TUNABLE WHITE					
	5265Lm/m					
	162Lm/W					

*Make your choices from the above dimensions only.

When CCT Tunable White Chosen, Inset Tunable White and Dimm Driver is Required.

CUSTOM DIAMETER FROM 50cm
UPON REQUEST



Opal Diffuser



Micro Prismatic Clear

Discover
FI OMICRON
Family

Fi Omicron is a top lighting product line. Easy, simply to fit any project, with superb functionality and minimalistic design. Designed for ceiling, pendant and pendant up & down with uplight installation.



Technical Specifications & Constraints

Length
Available in Diameter 60cm to 120cm

CCT
3000K and 4000K
Tunable White
Color Consistency <3SDCM

CRi
Available in CRi80 and Optionally CRi90

LED Board Luminous Flux
Up to 200Lm/W
L80 B10 @50,000h (Ta 24°C)
Flicker @100Hz <3

Optics / Diffusers
Opal and Micro Prismatic Clear

Installation
Ceiling | Pendant



LED Drivers
On-Off
DALI
Push Button
Bluetooth



Light Emission
Direct light emission with LED Board in 2 different
Lumen Output + Tunable White.

Mechanical
IK05
IP20

Body Colours
White | Black | Grey



Black Oxidation | Red Oxidation | Your Special RAL



"FI OMICRON" Ceiling and Pendant...

is a LED circle luminaire, made of an curved extruded aluminum, powder-coated with fine matte finish. Designed for ceiling or pendant mounting, providing direct light emission through satined polycarbonate for an almost homogeneous emission of light or micro prismatic for UGR<19. Luminaire equipped with the latest generation of well known LED boards, with small color tolerance MacAdam 3, according to Zhaga book 7. Drivers On-Off or dimmable.

Features:

- Available in Diameter from 60cm to 120cm.
- Two different Lumen Output types plus Tunable White.
- CRi80, Optionally CRi90.
- CCT 3000K or 4000K, Optionally Tunable White.
- Two different Optic-Diffuser (Opal or Micro Prismatic Clear).
- On-Off or Dimmable Drivers (Dali, Push Button or Bluetooth).
- Coming in White, Black or Grey powder coated and in Special Decorative Black or Red Oxidation, Optionally in Special RAL.
- L80 B10 @50,000h (Ta 24°).
- Flicker @100Hz <3.
- Color Consistency <3SDCM.

Electrical and Optical Parameters of FO

Diameter	Inset	Consumption W	Lumen Output Lm
60cm	1	44	8.310
	2	65	11.430
	TW	40	5.480
90cm	1	88	16.620
	2	128	22.730
	TW	78	10.690
120cm	1	152	28.790
	2	222	39.300
	TW	130	17.810

Consumption values of LED circuit PF 0,91-0,95 .
Lumen Output values of PCB @4000K .
LOR OPAL 72 | LOR MICRO 88 .



Opal Diffuser



Micro Prismatic Clear



FI OMICRON Ceiling

Remote Driver



FI OMICRON Pendant

Driver in Ceiling Box
200cm Cable Adjustable Included

Ceiling Your Code : **FOC**
Diameter Inset CRi CCT Optic/Diffuser Driver Body Colour

Pendant Your Code : **FOP**
Diameter Inset CRi CCT Optic/Diffuser Driver Body Colour

Select technical features to configure your code.

Diameter*	Inset	CRi	CCT	Optic/Diffuser	Driver	Body Colour
60 = 60cm	1 = HE 3357Lm/m	8 = 80	30 = 3000K	P = OPAL	O = ON-OFF	W = WHITE
90 = 90cm	200Lm/W	9 = 90	40 = 4000K	C = MICRO	D = DALI	B = BLACK
120 = 120cm	2 = HO 5640Lm/m		11 = TUNABLE WHITE	PRISMATIC CLEAR	P = PUSH	G = GREY
	188Lm/W				B = BLUETOOTH	L = BLACK OXIDATION
	4 = TUNABLE WHITE					R = RED OXIDATION
	5265Lm/m					S = SPECIAL RAL
	162Lm/W					

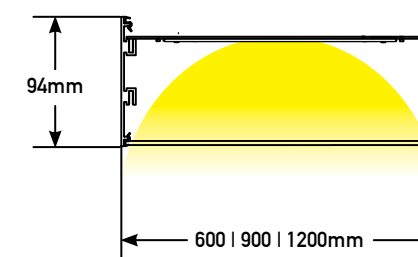
*Make your choices from the above dimensions only.

When CCT Tunable White Chosen, Inset Tunable White and Dimm Driver is Required.

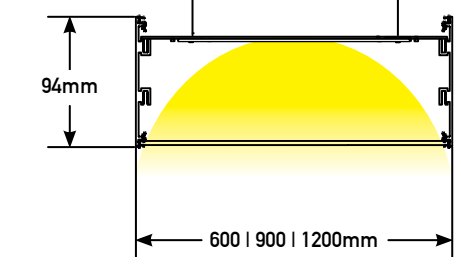
CUSTOM DIAMETER FROM 50cm
UPON REQUEST

Ceiling Box Driver dimensions are W: 6cm H: 4cm L: 38cm for Diameters 60cm.
W: 9cm H: 4cm L: 38cm for Diameters 90cm.
W: 9cm H: 4cm L: 38cm for Diameters 120cm.

Ceiling



Pendant





FI OMICRON Up & Down

Driver Incorporated
200cm Cable Adjustable Included

Technical Specifications & Constraints

Length
Available in Diameter 60cm to 120cm

CCT
3000K and 4000K
Tunable White
Color Consistency <3SDCM

CRI
Available in CRI80 and Optionally CRI90

LED Board Luminous Flux
Up to 200Lm/W
L80 B10 @50.000h (Ta 24°C)
Flicker @100Hz <3

Optics / Diffusers
Opal and Micro Prismatic Clear

Installation
Pendant Up & Down



LED Drivers
On-Off
DALI
Push Button
1-10V
Bluetooth



Light Emission
Direct and Indirect light emission with LED Board in 2 different Lumen Output + Tunable White.

Mechanical
IK05
IP20

Body Colours
White | Black | Grey



Black Oxidation | Red Oxidation | Your Special RAL



"FI OMICRON" Up & Down...

is a LED circle luminaire, made of an curved extruded aluminum, powder-coated with fine matte finish. Designed for pendant mounting, providing direct and indirect light emission through satined polycarbonate for an almost homogeneous emission of light or micro prismatic for UGR<19. Luminaire equipped with the latest generation of well known LED boards, with small color tolerance MacAdam 3, according to Zhaga book 7. Drivers On-Off or dimmable.

Features:

- Available in Diameter from 60cm to 120cm.
- Two different Lumen Output types plus Tunable White.
- CRI80, Optionally CRI90.
- CCT 3000K or 4000K, Optionally Tunable White.
- Two different Optic-Diffuser (Opal or Micro Prismatic Clear).
- On-Off or Dimmable Drivers (Dali, Push Button, 1-10V or Bluetooth).
- Coming in White, Black or Grey powder coated and in Special Decorative Black or Red Oxidation, Optionally in Special RAL.
- L80 B10 @50.000h (Ta 24°).
- Flicker @100Hz <3.
- Color Consistency <3SDCM.



Opal Diffuser



Micro Prismatic Clear

Up & Down Your Code : **FOU**

Diameter Inset CRI CCT Optic/Diffuser Driver Body Colour

Select technical features to configure your code.

Diameter*	Inset	CRI	CCT	Optic/Diffuser	Driver	Body Colour
60 = 60cm	1 = HE 3357Lm/m	8 = 80	30 = 3000K	P = OPAL	O = ON-OFF	W = WHITE
90 = 90cm	2 = HO 5640Lm/m	9 = 90	40 = 4000K	C = MICRO	D = DALI	B = BLACK
120 = 120cm	4 = TUNABLE WHITE		11 = TUNABLE WHITE	PRISMATIC CLEAR	P = PUSH	G = GREY
	2 = HO 5640Lm/m				V = 1-10V	L = BLACK OXIDATION
	188Lm/W				B = BLUETOOTH	R = RED OXIDATION
	5265Lm/m					S = SPECIAL RAL
	162Lm/W					

*Make your choices from the above dimensions only.

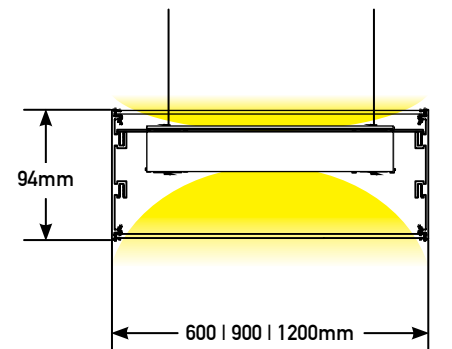
When CCT Tunable White Chosen, Inset Tunable White and Dimm Driver is Required.

CUSTOM DIAMETER FROM 50cm UPON REQUEST

Electrical and Optical Parameters of FOU

Diameter	Inset	Consumption W	Lumen Output Lm
60cm	1	88	16.620
	2	130	22.860
	TW	80	10.960
90cm	1	176	33.240
	2	256	45.460
	TW	156	21.380

Consumption values of LED circuit PF 0,91-0,95 .
Lumen Output values of PCB @4000K .
LOR OPAL 72 | LOR MICRO 88 | ULOR 50 .



Technical Specifications & Constraints

Length

Available in Diameter 60cm to 180cm

CCT

3000K and 4000K
Tunable White

Color Consistency <3SDCM

CRI

Available in CRI80 and Optionally CRI90

LED Board & Driver

Up to 200Lm/W
L80 B10 @50.000h (Ta 24°C)
Flicker @100Hz <3

Optics / Diffusers

Opal and Micro Prismatic Clear

Installation

Pendant



LED Drivers

On-Off
DALI
Push Button
1-10V
Bluetooth



Light Emission

Direct light emission with LED Board in 2 different
Lumen Output + Tunable White.

Mechanical

IK05
IP20

Body Colours

White | Black | Grey



Black Oxidation | Red Oxidation | Your Special RAL



"FI OMICRON" Pendant Shallow...

is a LED circle luminaire, made of an curved extruded aluminum, powder-coated with fine matte finish. Designed for recessed mounting, providing direct light emission through satined polycarbonate for an almost homogeneous emission of light or micro prismatic for UGR<19. Luminaire equipped with the latest generation of well known LED boards, with small color tolerance MacAdam 3, according to Zhaga book 7. Drivers On-Off or dimmable.

Features:

- Available in Diameter from 60cm to 120cm.
- Two different Lumen Output types plus Tunable White.
- CRI80, Optionally CRI90.
- CCT 3000K or 4000K, Optionally Tunable White.
- Two different Optic-Diffuser (Opal or Micro Prismatic Clear).
- On-Off or Dimmable Drivers (Dali, Push Button, 1-10V or Bluetooth).
- Coming in White, Black or Grey powder coated and in Special Decorative Black or Red Oxidation, Optionally in Special RAL.
- L80 B10 @50.000h (Ta 24°).
- Flicker @100Hz <3.
- Color Consistency <3SDCM.
- U-LOR 50.

Electrical and Optical Parameters of FOPS

Diameter	Inset	Consumption W	Lumen Output Lm
60cm	1	88	16.620
	2	130	22.860
	TW	80	10.960
90cm	1	176	33.240
	2	256	45.460
	TW	156	21.380

Consumption values of LED circuit_PF 0,91-0,95 .
Lumen Output values of PCB @4000K .
LOR OPAL 72 | LOR MICRO 88 | ULOR 50 .



Opal Diffuser



Micro Prismatic Clear



FI OMICRON Pendant Shallow

Driver in Ceiling Box
200cm Cable Adjustable Included

Pendant Shallow Your Code : FOPS

Diameter Inset CRI CCT Optic/Diffuser Driver Body Colour

Select technical features to configure your code.

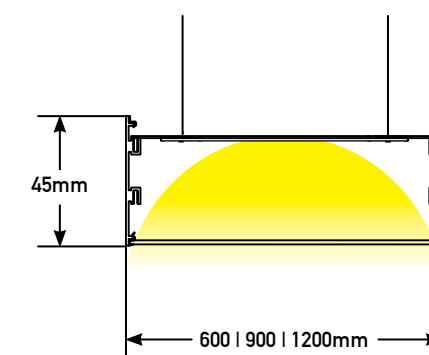
Diameter*	Inset	CRI	CCT	Optic/Diffuser	Driver	Body Colour
60 = 60cm	1 = HE 3357Lm/m	8 = 80	30 = 3000K	P = OPAL	O = ON-OFF	W = WHITE
90 = 90cm	200Lm/W	9 = 90	40 = 4000K	C = MICRO	D = DALI	B = BLACK
120 = 120cm	2 = HO 5640Lm/m		11 = TUNABLE WHITE	PRISMATIC CLEAR	P = PUSH	G = GREY
	188Lm/W				V = 1-10V	L = BLACK OXIDATION
	4 = TUNABLE WHITE				B = BLUETOOTH	R = RED OXIDATION
	5265Lm/m					S = SPECIAL RAL
	162Lm/W					

*Make your choices from the above dimensions only.

When CCT Tunable White Chosen, Inset Tunable White and Dimm Driver is Required.

CUSTOM DIAMETER FROM 50cm
UPON REQUEST

Ceiling Box Driver dimensions are W: 6cm H: 4cm L: 38cm for Diameters 60cm.
W: 9cm H: 4cm L: 38cm for Diameters 90cm.
W: 9cm H: 4cm L: 38cm for Diameters 120cm.





#scriptinglight

- Talk "alphabet" to me >
Complex lighting combinations do not
require complex ordering processes.
ALPHABET can make it easy for you to
code what you need... Kind of like
scripting light. Light it
(yes, it is not our motto without a reason)

We script and encode your ideas to make them true!



Discover
FI SIGMA
Family

Fi Sigma is a top lighting product line. Easy, simply to fit any project, with superb functionality and minimalistic design. Designed for ceiling and pendant installation.



Technical Specifications & Constraints

Length
Available in standard Diameter 60cm, 90cm, 120cm, 150cm, 180cm

CCT
3000K and 4000K
Optionally 2700K and Tunable White
Color Consistency <3SDCM

CRI
Available in CRI80 and Optionally CRI90

Light Emission
Direct light emission with LED Board in 3 different
Lumen Output + Tunable White.

LED Board Luminous Flux
Up to 150Lm/W
L80 B10 @50,000h (Ta 24°C)
Flicker @100Hz <3
UGR<19

Installation
Ceiling | Pendant



LED Drivers
On-Off
DALI
Push Button
1-10V
Bluetooth

Parametric Number of Spot
SMD LED 3W

Mechanical
IK05
IP20

Body Colours
White | Black | Grey



Black Oxidation | Red Oxidation | Your Special RAL



FI SIGMA Ceiling

Driver Incorporated



FI SIGMA Pendant

Driver Incorporated
200cm Cable Adjustable Included

Ceiling Your Code : **FSC**
Diameter Spots CRI CCT Driver Body Colour

Pendant Your Code : **FSP**
Diameter Spots CRI CCT Driver Body Colour

"FI SIGMA" Ceiling and Pendant...

is a LED circle luminaire, made of a curved extruded aluminum, powder-coated with fine matte finish. Designed for ceiling or pendant mounting, providing direct light emission through SMD 3W, 360Lm each with individual lenses. Luminaire equipped with the latest generation of well known LED boards, with small color tolerance MacAdam 3. Drivers On-Off or dimmable.

Features:

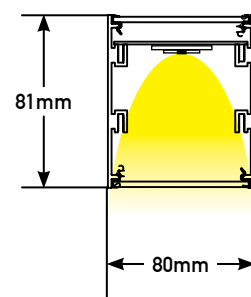
- Available in Diameters from 60cm to 180cm.
- CRI80, Optionally CRI90.
- CCT 3000K or 4000K, Optionally 2700K.
- On-Off or Dimmable Drivers (Dali, Push Button, 1-10V or Bluetooth).
- Coming in White, Black or Grey powder coated and in Special Decorative Black or Red Oxidation, Optionally in Special RAL.
- L80 B10 @50,000h (Ta 24°).
- Flicker @100Hz <3.
- Color Consistency <3SDCM.
- UGR<19.

Select technical features to configure your code.

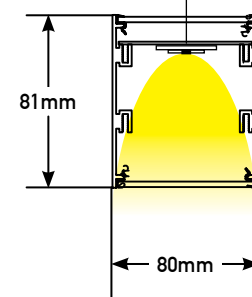
Diameter*	Spots Number**	CRI	CCT	Driver	Body Colour
60 = 60cm	8 = 8 Spots	8 = 80	27 = 2700K	0 = ON-OFF	W = WHITE
90 = 90cm	10 = 10 Spots	9 = 90	30 = 3000K	D = DALI	B = BLACK
120 = 120cm	15 = 15 Spots		40 = 4000K	P = PUSH	G = GREY
150 = 150cm	20 = 20 Spots			V = 1-10V	L = BLACK OXIDATION
180 = 180cm	25 = 25 Spots			B = BLUETOOTH	R = RED OXIDATION
	36 = 36 Spots				S = SPECIAL RAL

*Make your choices from the above dimensions only. Is not an open edit length profile. **Spots Number min 8spot - max 36spots.

Ceiling



Pendant



Proposal Array LED/Diameter

Diameter	Spots Number
60 = 60cm	8 = 8 Spots - 24W - 2880Lm
90 = 90cm	12 = 12 Spots - 36W - 4320Lm
120 = 120cm	16 = 16 Spots - 48W - 5760Lm
180 = 180cm	20 = 20 Spots - 60W - 7200Lm



Discover
FI YPSILON
Family

Fi Ypsilon is a top lighting product line. Easy, simply to fit any project, with superb functionality and minimalistic design. Designed for ceiling, pendant, trimless and pendant up & down with uplight installation.



Features

Available in Arc Length from 100cm to 1500cm.
Two different Lumen Output types plus Tunable White.
CRI 80, Optionally CRI 90.
CCT 3000K or 4000K, Optionally 2700K or Tunable White.
Two different Optic-Diffuser (Opal or Micro Prismatic Clear).
On-Off or Dimmable Drivers (Dali, Push Button, 1-10V or Bluetooth).
Coming in White, Black or Grey powder coated and in Special Decorative
Black Oxidation or Red Oxidation, Optionally in Special RAL.
L80 B10 @50.000h (Ta 24°).
Flicker @100Hz <3.
Color Consistency <3SDCM.
UGR <19.

Technical Specifications & Constraints

Length
Available in any length from 100cm to 1500cm

CCT
3000K and 4000K
Optionally 2700K and Tunable White
Color Consistency <3SDCM

CRI
Available in CRI80 and Optionally CRI90

Light Emission
Direct light emission with LED Board in 3 different
Lumen Output + Tunable White

Optics / Diffusers
Opal and Micro Prismatic Clear

Installation
Ceiling | Pendant



LED Drivers
On-Off
DALI
Push Button
1-10V
Bluetooth

LED Board & Driver
Up to 200Lm/W
L80 B10 @50.000h (Ta 24°C)
Flicker @100Hz <3
UGR<19

Mechanical
IK05
IP20

Body Colours
White | Black | Grey



Black Oxidation | Red Oxidation | Your Special RAL



FI YPSILON Ceiling

Driver Incorporated

FI YPSILON Pendant

Driver Incorporated
200cm Cable Adjustable Included

"FI YPSILON" Ceiling and Pendant...

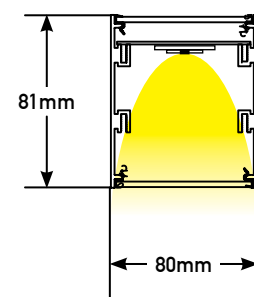
is a LED circle luminaire, made of a curved extruded aluminum, powder-coated with fine matte finish. Designed for ceiling or pendant mounting, providing direct light emission. Tailor made design according your cad file.

Luminaire equipped with the latest generation of well known LED boards, with small color tolerance MacAdam 3. Drivers On-Off or dimmable.

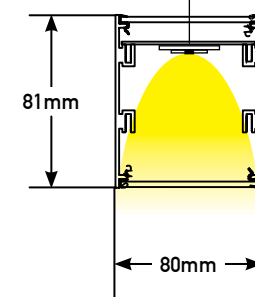
Features:

- Available in Arc Length from 100cm to 1500cm.
- Two different Lumen Output types plus Tunable White.
- CRI80, Optionally CRI90.
- CCT 3000K or 4000K, Optionally 2700K or Tunable White.
- Two different Optic-Diffuser (Opal or Micro Prismatic Clear).
- On-Off or Dimmable Drivers (Dali, Push Button, 1-10V or Bluetooth).
- Coming in White, Black or Grey powder coated and in Special Decorative Black or Red Oxidation, Optionally in Special RAL.
- L80 B10 @50.000h (Ta 24°).
- Flicker @100Hz <3.
- Color Consistency <3SDCM.
- UGR<19.

Ceiling



Pendant



Ceiling Your Code : **FYC**

Total Arc Length	Inset	CRI	CCT	Optic/Diffuser	Driver	Body Colour
------------------	-------	-----	-----	----------------	--------	-------------

Pendant Your Code : **FYP**

Total Arc Length	Inset	CRI	CCT	Optic/Diffuser	Driver	Body Colour
------------------	-------	-----	-----	----------------	--------	-------------

Select technical features to configure your code.

Arc Length*	Inset	CRI	CCT	Optic/Diffuser	Driver	Body Colour
100 = 100cm	1 = HE 3357Lm/m	8 = 80	27 = 2700K	P = OPAL	O = ON-OFF	W = WHITE
150 = 150cm	200Lm/W	9 = 90	30 = 3000K	C = MICRO	D = DALI	B = BLACK
500 = 100cm	2 = HO 5640Lm/m		40 = 4000K	PRISMATIC	P = PUSH	G = GREY
750 = 150cm	188Lm/W		11 = TUNABLE WHITE	CLEAR	V = 1-10V	L = BLACK OXIDATION
1000 = 1000cm	4 = TUNABLE WHITE				B = BLUETOOTH	R = RED OXIDATION
1500 = 1500cm	5265Lm/m					S = SPECIAL RAL
	162Lm/W					

*Open Edit Length min 100cm - max 1500cm.

When CCT Tunable White Chosen, Inset Tunable White and Dimm Driver is Required.



Opal Diffuser



Micro Prismatic Clear

Technical Specifications & Constraints

Length
Available in any length from 100cm to 1500cm

CCT
3000K and 4000K
Optionally 2700K and Tunable White
Color Consistency <3SDCM

CRi
Available in CRi80 and Optionally CRi90

Light Emission
Direct and indirect light emission with LED Board
in 3 different Lumen Output + Tunable White.

LED Drivers
On-Off
DALI
Push Button
1-10V
Bluetooth

LED Board & Driver
Up to 200Lm/W
L80 B10 @50.000h (Ta 24°C)
Flicker @100Hz <3

Mechanical
IK05
IP20



Optics / Diffusers
Opal and Micro Prismatic Clear

Body Colours
White | Black



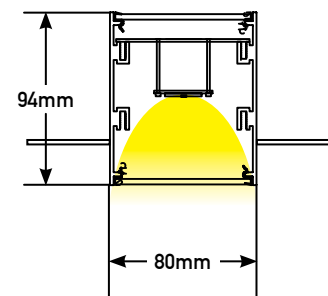
Installation
Trimless



"FI YPSILON" Trimless...
is a LED circle luminaire, made of a curved extruded aluminum, powder-coated with fine matte finish. Designed for trimless mounting, providing direct and indirect light emission. Tailor made design according your cad file. Luminaire equipped with the latest generation of well known LED boards, with small color tolerance MacAdam 3. Drivers On-Off or dimmable.

Features:

- Available in Arc Length from 100cm to 1500cm.
- Two different Lumen Output types plus Tunable White.
- CRi80, Optionally CRi90.
- CCT 3000K or 4000K, Optionally 2700K or Tunable White.
- Two different Optic-Diffuser (Opal or Micro Prismatic Clear).
- On-Off or Dimmable Drivers (Dali, Push Button, 1-10V or Bluetooth).
- Coming in White or Black powder coated.
- L80 B10 @50.000h (Ta 24°).
- Flicker @100Hz <3.
- Color Consistency <3SDCM.



FI YPSILON Trimless

Driver Incorporated

Trimless Your Code : **FYT**

Total Arc Length	Inset	CRi	CCT	Optic/Diffuser	Driver	Body Colour
------------------	-------	-----	-----	----------------	--------	-------------

Select technical features to configure your code.

Arc Length*	Inset	CRi	CCT	Optic/Diffuser	Driver	Body Colour
100 = 100cm	1 = HE 3357Lm/m	8 = 80	27 = 2700K	P = OPAL	O = ON-OFF	W = WHITE
150 = 150cm	200Lm/W	9 = 90	30 = 3000K	C = MICRO	D = DALI	B = BLACK
500 = 100cm	2 = HO 5640Lm/m		40 = 4000K	PRISMATIC	P = PUSH	
750 = 150cm	188Lm/W		11 = TUNABLE WHITE	CLEAR	V = 1-10V	
1000 = 1000cm	4 = TUNABLE WHITE				B = BLUETOOTH	
1500 = 1500cm	5265Lm/m					
	162Lm/W					

*Open Edit Length min 100cm - max 1500cm.

When CCT Tunable White Chosen, Inset Tunable White and Dimm Driver is Required.



Opal Diffuser



Micro Prismatic Clear

Technical Specifications & Constraints

Length
Available in any length from 100cm to 1500cm

CCT
3000K and 4000K
Optionally 2700K and Tunable White
Color Consistency <3SDCM

CRI
Available in CRI80 and Optionally CRI90

Light Emission
Direct and indirect light emission with LED Board
in 3 different Lumen Output + Tunable White.

Optics / Diffusers
Opal and Micro Prismatic Clear

Installation
Pendant Up & Down




LED Drivers
On-Off
DALI
Push Button
1-10V
Bluetooth



LED Board & Driver
Up to 200Lm/W
L80 B10 @50.000h (Ta 24°C)
Flicker @100Hz <3

Mechanical
IK05
IP20

Body Colours
White | Black | Grey



Black Oxidation | Red Oxidation | Your Special RAL

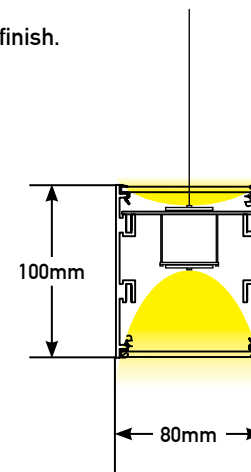


"FI YPSILON" Up & Down...

is a LED circle luminaire, made of a curved extruded aluminum, powder-coated with fine matte finish. Designed for pendant mounting, providing direct and indirect light emission. Tailor made design according to your CAD file. Luminaire equipped with the latest generation of well-known LED boards, with small color tolerance MacAdam 3. Drivers On-Off or dimmable.

Features:

- Available in Arc Length from 100cm to 1500cm.
- Two different Lumen Output types plus Tunable White.
- CRI80, Optionally CRI90.
- CCT 3000K or 4000K, Optionally 2700K or Tunable White.
- Two different Optic-Diffuser (Opal or Micro Prismatic Clear).
- On-Off or Dimmable Drivers (DALI, Push Button, 1-10V or Bluetooth).
- Coming in White, Black or Grey powder coated, and in Special Decorative Black or Red Oxidation, Optionally in Special RAL.
- L80 B10 @50.000h (Ta 24°).
- Flicker @100Hz <3.
- Color Consistency <3SDCM.



FI YPSILON Up & Down

Driver Incorporated
200cm Cable Adjustable Included

Up & Down Your Code : **FYU**

Total Arc Length	Inset	CRI	CCT	Optic/Diffuser	Driver	Body Colour
------------------	-------	-----	-----	----------------	--------	-------------

Select technical features to configure your code.

Arc Length*	Inset	CRI	CCT	Optic/Diffuser	Driver	Body Colour
100 = 100cm	1 = HE 3357Lm/m	8 = 80	27 = 2700K	P = OPAL	O = ON-OFF	W = WHITE
150 = 150cm	200Lm/W	9 = 90	30 = 3000K	C = MICRO	D = DALI	B = BLACK
500 = 100cm	2 = HO 5640Lm/m		40 = 4000K	PRISMATIC	P = PUSH	G = GREY
750 = 150cm	188Lm/W		11 = TUNABLE WHITE	CLEAR	V = 1-10V	L = BLACK OXIDATION
1000 = 1000cm	4 = TUNABLE WHITE				B = BLUETOOTH	R = RED OXIDATION
1500 = 1500cm	5265Lm/m 162Lm/W					S = SPECIAL RAL

*Open Edit Length min 100cm - max 1500cm.


When CCT Tunable White Chosen, Inset Tunable White and Dimm Driver is Required.



Opal Diffuser



Micro Prismatic Clear



Ceiling, Pendant, Recessed or Trimless... Discover our limitless art and design profiles!



Discover
**3 CIRCUIT
TRACK SYSTEM**
Family

High quality Track System for the professional lighting market is suitable for track lights with 3-circuit adapters. A comprehensive range of innovative accessories gives designers maximum freedom to create unique track plans. For both surface mounted and recessed 3-circuit track the same accessories can be used. The unique connectors enable a quick and easy installation with less items to take care of. 3 Circuit Track System can be easily shortened and is immediately ready to install as there is no need to adjust wires. The mounting features make the track system quick and easy to install.



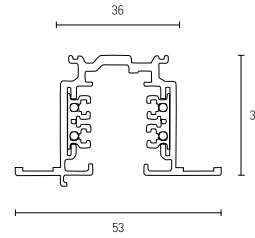
*Dimensions Indicated In Millimeters

3 CIRCUIT RECESSED LIGHTING TRACK ON/OFF

*only in White Body Colour



Your Code : TRXRO
 Length Body Colour



Length*	Body Colour
100 = 100cm	W = WHITE
200 = 200cm	
300 = 300cm	

*Make your choices from the above dimensions only. Is not an open edit length track.

*Fixing Clip for Installation Every 1m (1couple).



For Recessed Installation, a special set of fixing clip are included.

CORNER L: 10cm W: 10cm H: 3.4cm



Your Code : TRG
 Mounting Driver Direction Body Colour

FEEDER L: 10cm H: 3.4cm



Your Code : TRP
 Mounting Driver Direction Body Colour

LIVE CONNECTOR L: 17cm H: 3.4cm



Your Code : TRL
 Mounting Driver Body Colour

SURFACE MOUNT BASE Ø: 11.2cm H: 3.2cm



Your Code : TRB
 Driver Body Colour

'TAF' CONNECTOR L: 17cm W: 10cm H: 3.4cm



Your Code : TRT
 Mounting Driver Body Colour

INNER CONNECTOR L: 7cm H: 2.6cm

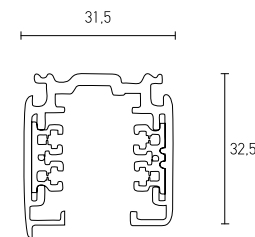


Your Code : TRI
 Driver Body Colour

3 CIRCUIT CEILING LIGHTING TRACK ON/OFF



Your Code : TRXCO
 Length Body Colour



Length*	Body Colour
100 = 100cm	W = WHITE
200 = 200cm	B = BLACK
300 = 300cm	

*Make your choices from the above dimensions only. Is not an open edit length track.

END CAP L: 3.2cm H: 3.2cm



Your Code : TRE
 Driver Body Colour

ADJUSTABLE KIT WITH WIRE 200cm

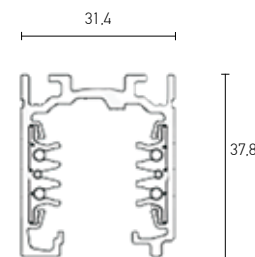


Your Code : TRS
 Driver

3 CIRCUIT CEILING LIGHTING TRACK DALI



Your Code : TRXCD
 Length Body Colour



Length*	Body Colour
100 = 100cm	W = WHITE
200 = 200cm	B = BLACK
300 = 300cm	

*Make your choices from the above dimensions only. Is not an open edit length track.

Mounting	Driver	Direction	Body Colour
C = Ceiling P = Pendant	O = ON-OFF D = DALI	L = Left R = Right	W = WHITE B = BLACK

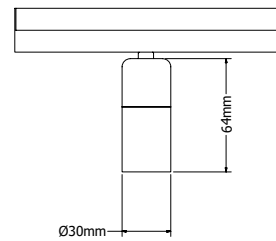
GIOTA30



3phase Track Spotlight
5,2W
750Lm
Lifetime up to 50.000h
2 MacAdam step

Protection against "no load" operation
Operation temperature: -25° +45°
Operation lifetime 50.000h
5 years warranty
L90 B10 @ 50.000h
Ambient temperature +24°

Input Voltage: AC 220-240V
Power Factor: 0.9
CCT:3000K or 4000K
CRI: 85 & 95 optionally
Color tolerance: 2 MacAdam
THD<20%
Electronic short-circuit protection
Overload protection
Overtemperature protection



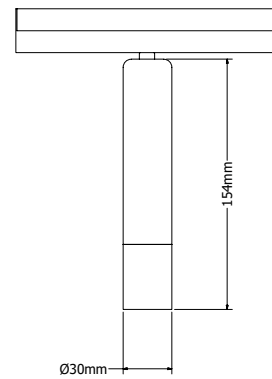
GIOTA31



3phase Track Spotlight
9W
1150Lm
Lifetime up to 50.000h
2 MacAdam step

Protection against "no load" operation
Operation temperature: -25° +45°
Operation lifetime 50.000h
5 years warranty
L90 B10 @ 50.000h
Ambient temperature +24°

Input Voltage: AC 220-240V
Power Factor: 0.9
CCT:3000K or 4000K
CRI: 85 & 95 optionally
Color tolerance: 2 MacAdam
THD<20%
Electronic short-circuit protection
Overload protection
Overtemperature protection



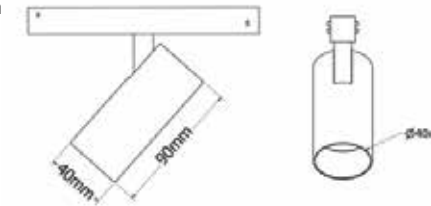
GIOTA34



3phase Track Spotlight
7W
800Lm
Lifetime up to 50.000h
2 MacAdam step

Protection against "no load" operation
Operation temperature: -25° +45°
Operation lifetime 50.000h
5 years warranty
L90 B10 @ 50.000h
Ambient temperature +24°

Input Voltage: AC 220-240V
Power Factor: 0.9
CCT:3000K or 4000K
CRI: 85 & 95 optionally
Color tolerance: 2 MacAdam
THD<20%
Electronic short-circuit protection
Overload protection
Overtemperature protection



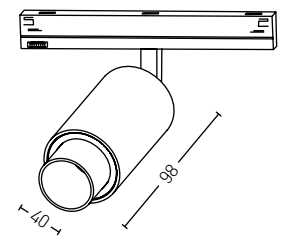
GIOTA40 ZOOMABLE



3phase Track Spotlight
7W or 10W
Beam Angle 15°- 30°
Lifetime up to 50.000h
2 MacAdam step

Protection against "no load" operation
Operation temperature: -25° +45°
Operation lifetime 50.000h
5 years warranty
L90 B10 @ 50.000h
Ambient temperature +24°

Input Voltage: AC 220-240V
Power Factor: 0.9
CCT:3000K or 4000K
CRI: 85 & 95 optionally
Color tolerance: 2 MacAdam
THD<20%
Electronic short-circuit protection
Overload protection
Overtemperature protection



Your Code : **I30X**
Wattage CRI CCT Optic/ Diffuser Driver Body Colour Cover Colour

Your Code : **I31X**
Wattage CRI CCT Optic/ Diffuser Driver Body Colour Cover Colour

Your Code : **I34X**
Wattage CRI CCT Optic/ Diffuser Driver Body Colour Cover Colour

Your Code : **I40ZX**
Wattage CRI CCT Optic/ Diffuser Driver Body Colour

Select technical features to configure your code.

Wattage	CRI	CCT	Optic/Diffuser	Driver	Body Colour	Cover Colour
5 = 5W 9 = 9W	8 = 80 9 = 90	27 = 2700K 30 = 3000K 40 = 4000K	N = 15° O = 24° R = 36°	O = ON-OFF D = DALI C = PHASE CUT B = BLUETOOTH	W = WHITE B = BLACK	W = WHITE B = BLACK O = GOLD C = COPPER

Select technical features to configure your code.

Wattage	CRI	CCT	Optic/Diffuser	Driver	Body Colour	Cover Colour*
7 = 7W 10 = 10W	8 = 80 9 = 90	27 = 2700K 30 = 3000K 40 = 4000K	N = 15° O = 24° R = 36°	O = ON-OFF D = DALI C = PHASE CUT B = BLUETOOTH	W = WHITE B = BLACK	W = WHITE B = BLACK O = GOLD C = COPPER

*Cover Colour GOLD and COPPER only for GIOTA34.

CCT	GIOTA 30 15° 24° 36°		
	CONSUMPTION W	LED CHIP Lumen Output Lm	FINAL* Lumen Output Lm
2700K	5	633	345
3000K	5	782	428
4000K	5	825	458

Consumption values of LED circuit PF: 0.91-0.95 .
Lumen Output values of LED chip @CRI 80 .
*With Honeycomb

CCT	GIOTA 31 15° 24° 36°		
	CONSUMPTION W	LED CHIP Lumen Output Lm	FINAL* Lumen Output Lm
2700K	9	1140	625
3000K	9	1410	775
4000K	9	1485	825

Consumption values of LED circuit PF: 0.91-0.95 .
Lumen Output values of LED chip @CRI 80 .
*With Honeycomb

CCT	GIOTA 34 15° 24° 36°		
	CONSUMPTION W	LED CHIP Lumen Output Lm	FINAL* Lumen Output Lm
2700K	7	760	525
3000K	7	940	645
4000K	7	1014	695

Consumption values of LED circuit PF: 0.91-0.95 .
Lumen Output values of LED chip @CRI 80 .

CCT	GIOTA 40 ZOOMABLE MAGNETIC 15° to 36°		
	CONSUMPTION W	LED CHIP Lumen Output Lm	FINAL* Lumen Output Lm
2700K	10	1260	770
3000K	10	1566	960
4000K	10	1650	1010

Consumption values of LED circuit PF: 0.91-0.95 .
Lumen Output values of LED chip @CRI 80 .

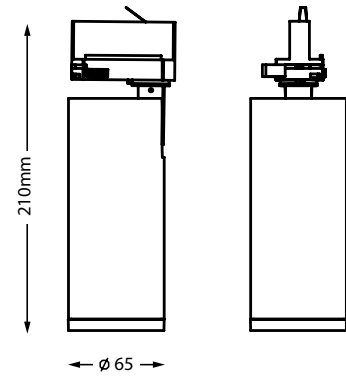
GIOTA65



3phase Track Spotlight
10W | 18W
up to 2475Lm
up to 173Lm/W
Lifetime up to 50.000h
2 MacAdam step

Protection against "no load" operation
Operation temperature: -25° +45°
Operation lifetime 50.000h
5 years warranty
L90 B10 @ 50.000h
Ambient temperature +24°

Input Voltage: AC 220-240V
Power Factor: 0.9
CCT:3000K or 4000K
CRI: 85 & 95 optionally
Color tolerance: 2 MacAdam
THD<20%
Electronic short-circuit protection
Overload protection
Overtemperature protection



Your Code : **I65X**
Wattage CRI CCT Optic/ Diffuser Driver Body Colour

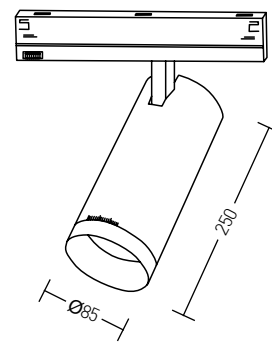
GIOTA85 ZOOMABLE



3phase Track Spotlight
18W | 25W
Up to 3900Lm
Lifetime up to 50.000h
2 MacAdam step

Protection against "no load" operation
Operation temperature: -25° +45°
Operation lifetime 50.000h
5 years warranty
L90 B10 @ 50.000h
Ambient temperature +24°

Input Voltage: AC 220-240V
Power Factor: 0.9
CCT:3000K or 4000K
CRI: 85 & 95 optionally
Color tolerance: 2 MacAdam
THD<20%
Electronic short-circuit protection
Overload protection
Overtemperature protection



Your Code : **I85ZX**
Wattage CRI CCT Optic/ Diffuser Driver Body Colour

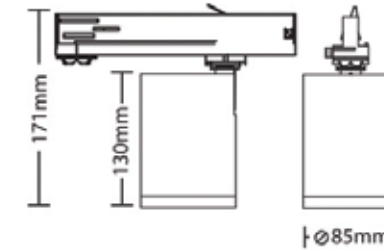
GIOTA85



3phase Track Spotlight
12W | 18W | 25W
up to 2916Lm
up to 165Lm/W
Lifetime up to 50.000h
2 MacAdam step

Protection against "no load" operation
Operation temperature: -25° +45°
Operation lifetime 50.000h
5 years warranty
L90 B10 @ 50.000h
Ambient temperature +24°

Input Voltage: AC 220-240V
Power Factor: 0.9
CCT:3000K or 4000K
CRI: 85 & 95 optionally
Color tolerance: 2 MacAdam
THD<20%
Electronic short-circuit protection
Overload protection
Overtemperature protection



Your Code : **I85X**
Wattage CRI CCT Optic/ Diffuser Driver Body Colour

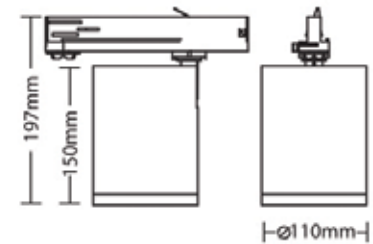
GIOTA110



3phase Track Spotlight
25W | 30W | 40W
up to 5280Lm
up to 149Lm/W
Lifetime up to 100.000h
Ripple <1%
2 MacAdam step

Overload protection
Overtemperature protection
Protection against "no load" operation
Operation temperature: -25° +45°
Operation lifetime 100.000h
5 years warranty
L90 B10 @ 50.000h
Ambient temperature +24°
L80B10 @ 100.000h

Input Voltage: AC 220-240V
Power Factor: 0.95
CCT:3000K or 4000K
CRI: 85 & 95 optionally
Color tolerance: 2 MacAdam
THD<20%
Electronic short-circuit protection



Your Code : **I110X**
Wattage CRI CCT Optic/ Diffuser Driver Body Colour

Select technical features to configure your code.

Wattage	CRI	CCT*	Optic/Diffuser	Driver	Body Colour
10 = 10W 18 = 18W 25 = 25W	8 = 80 9 = 90	27 = 2700K 30 = 3000K 40 = 4000K	N = 15° O = 24° R = 36°	O = ON-OFF D = DALI C = PHASE CUT B = BLUETOOTH	W = WHITE B = BLACK

Select technical features to configure your code.

Wattage	CRI	CCT	Optic/Diffuser	Driver	Body Colour
18 = 18W 25 = 25W 30 = 30W 40 = 40W	8 = 80 9 = 90	27 = 2700K 30 = 3000K 40 = 4000K 65 = 6500K 11 = TUNNABLE WHITE	N = 15° O = 24° R = 36° W = 60°	O = ON-OFF D = DALI C = PHASE CUT B = BLUETOOTH	W = WHITE B = BLACK

CCT	GIOTA 65 15° 24° 36°		
	CONSUMPTION W	LED CHIP Lumen Output Lm	FINAL* Lumen Output Lm
2700K	10	1260	1033
3000K	10	1566	1284
4000K	10	1650	1353
2700K	18	2268	1860
3000K	18	2818,8	2311
4000K	18	2970	2435

Consumption values of LED circuit PF: 0.91-0.95 .
Lumen Output values of LED chip @CRI 80 .

CCT	GIOTA 85 ZOOMABLE 15° 24° 36°		
	CONSUMPTION W	LED CHIP Lumen Output Lm	FINAL* Lumen Output Lm
2700K	18	2268	1860
3000K	18	2819	2311
4000K	18	2970	2435
2700K	25	3175	2604
3000K	25	3946	3236
4000K	25	4158	3410

Consumption values of LED circuit PF: 0.91-0.95 .
Lumen Output values of LED chip @CRI 80 .

CCT	GIOTA 85 15° 24° 36°		
	CONSUMPTION W	LED CHIP Lumen Output Lm	FINAL* Lumen Output Lm
2700K	18	2268	1860
3000K	18	2819	2311
4000K	18	2970	2435
2700K	25	3175	2604
3000K	25	3946	3236
4000K	25	4158	3410

Consumption values of LED circuit PF: 0.91-0.95 .
Lumen Output values of LED chip @CRI 80 .

CCT	GIOTA 110 15° 24° 36°		
	CONSUMPTION W	LED CHIP Lumen Output Lm	FINAL* Lumen Output Lm
2700K	25	3175	2604
3000K	25	3946	3236
4000K	25	4158	3410
2700K	30	3780	3100
3000K	30	4698	3852
4000K	30	4950	4059
2700K	40	5040	4133
3000K	40	6264	5136
4000K	40	6600	5412

Consumption values of LED circuit PF: 0.91-0.95 .
Lumen Output values of LED chip @CRI 80 .

DELTA

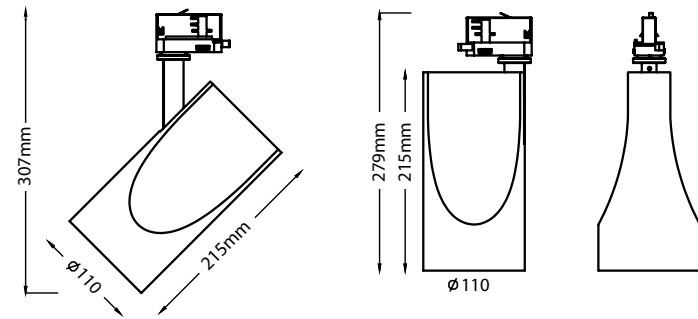
*Dimensions Indicated In Millimeters



3phase Track Spotlight
25-30-40W
up to 5280Lm
up to 149Lm/W
Lifetime up to 100.000h
Ripple <1%
2 MacAdam step

Protection against "no load" operation
Operation temperature: -25° +45°
Operation lifetime 100.000h
5 years warranty
L90 B10 @ 50.000h
L80 B10 @ 100.000h
Ambient temperature +24°

Input Voltage: AC 220-240V
Power Factor: 0.95
CCT:3000K or 4000K
CRI: 85 & 95 optionally
Color tolerance: 2 MacAdam
THD<20%
Electronic short-circuit protection
Overload protection
Overtemperature protection



Your Code : **DX** _____
Wattage CRI CCT Optic/Diffuser Driver Body Colour

Select technical features to configure your code.

W	▲	■	●	◇	👤
Wattage	CRI	CCT	Optic/Diffuser	Driver	Body Colour
25 = 25W 30 = 30W 40 = 40W	8 = 80 9 = 90	27 = 2700K 30 = 3000K 40 = 4000K	N = 15° O = 24° R = 36°	O = ON-OFF D = DALI C = PHASE CUT B = BLUETOOTH	W = WHITE B = BLACK

CCT	DELTA 15° 24° 36°		
	CONSUMPTION W	LED CHIP Lumen Output Lm	FINAL* Lumen Output Lm
2700K	25	3175	2604
3000K	25	3946	3236
4000K	25	4158	3410
2700K	30	3780	3100
3000K	30	4698	3852
4000K	30	4950	4059
2700K	40	5040	4133
3000K	40	6264	5136
4000K	40	6600	5412

Consumption values of LED circuit PF: 0.91-0.95 .
Lumen Output values of LED chip @CRI 80 .

OPTICS FOR SPOTS AVAILABLE UPON REQUEST



ELLIPITICAL OPTIC

Your Code : **EL** _____
Spot Type



FLOOD OPTIC

Your Code : **FL** _____
Spot Type



HONEYCOMB OPTIC

Your Code : **HC** _____
Spot Type

Select spot type to configure your code.



Spot Type

- I85 = GIOTA85
- I11 = GIOTA110
- I65 = GIOTA65
- DE = DELTA

BARNDOORS FOR SPOTS AVAILABLE UPON REQUEST



BARNDOORS

DOWNLIGHTS DOWN


Discover OMICRON DOWNLIGHTS Family

Soft wall light series—fitting to high end hotels, villas, clubs, high end apartments.

Provide a more comfortable, healthier lighting zone for your business life.

From its design, optical structure, heat dissipation structure, to its surface treatment, it is so unique and attractive.





Fixed

Adjustable

Trimless

Pinhole

Pinhole Oval

Square

Dual Head

Antiglare Fittings | Explore more on page 250...



Clear Lens

Frosted Diffuser

Diamond Lattice Diffuser

Striped Diffuser

Honeycomb Mesh



FIXED | ADJUSTABLE | TRIMLESS | PINHOLE | SQUARE

Reasonable installation structure can keep ceiling simple, natural with visual consistency.

Selecting suitable fittings to make a soft atmosphere. Put the COB divided into small light beam. Filter the spray light to make the light soft and not glaring. Different diffuser can create different lighting effects. natural with visual consistency.

Full range of spotlights, different needs and different choices Front rings are available in a variety of styles

Lifetime up to 100.000h
Ripple <1%
2 MacAdam step

THD<20%

Operation temperature: -25° +45°

Input Voltage: AC 220-240V
Power Factor: 0.95

5 years warranty
L90B10 @ 50.000h
Ambient temperature +24°

L80B10 @ 100.000h

</scripting_light >



Split Structure

Pre-embedded design, quick installation and convenient maintenance of fixtures Innovation and High Efficiency Black Light Mirror


Scale Mark

Increase the marking of rotation angle scale and make the angle of fixtures tilt up to 30 degrees. Easy switching between direct illumination mode and wall wash mode.



Locating Groove

Horizontal rotation 355 degrees, every rotation degree, are just right. Four-stop tilt angle adjustment with positioning spot inside, and nipple resistance is just right. Accurate control of beam angle and spot effect is realized, and more vivid emotion is given to space.



Suitable for a variety of plate thickness.

Fast screw tightening and easy installation Suitable for all kinds of ceiling thickness, maximum to 30mm.



6mm



12mm

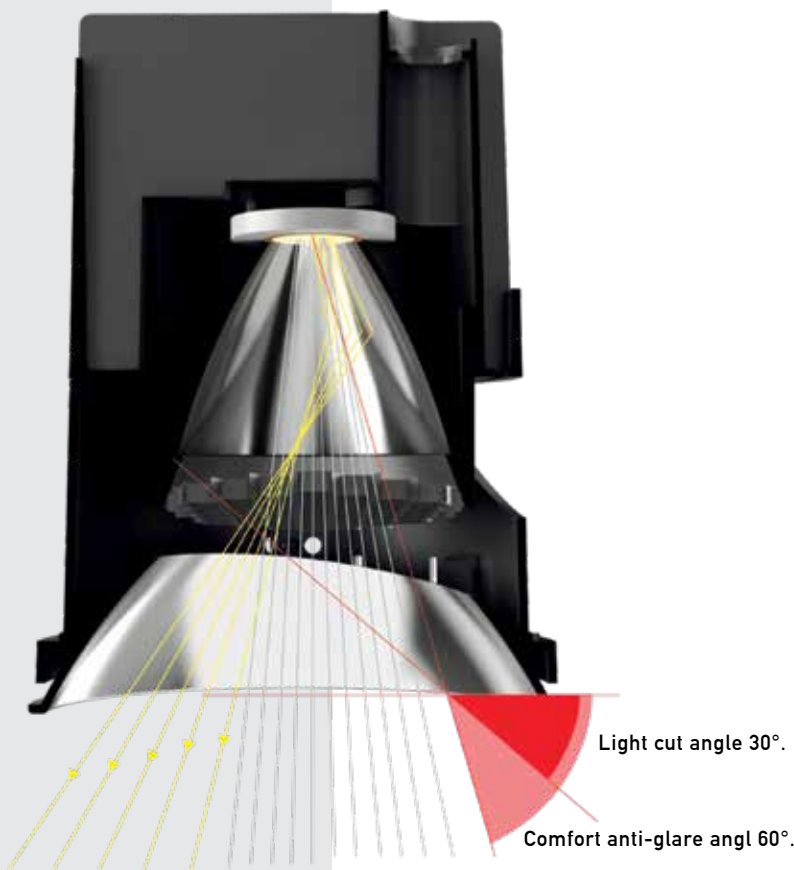


25mm

Luminous Efficiency

The fixture head can rotate freely in all directions from front to back. Let light move at will to maximize the value of light efficiency.



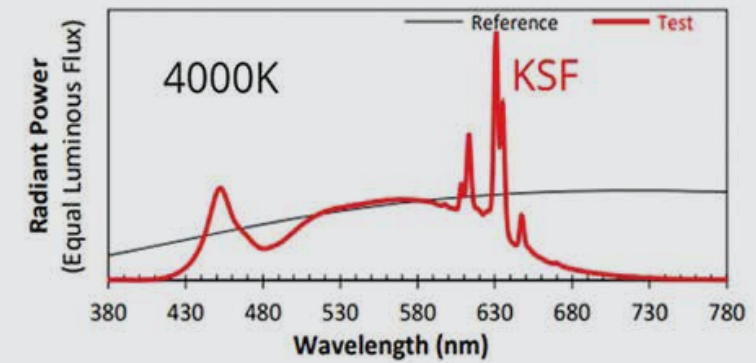


Dark Light Technology

Deeply hidden reflector $UGR < 16$
 Increase the length between the COB and the light outlet which can improve the anti-glare performance. The light is reflected from the reflector and filtered by the anti-glare honeycomb to decrease stray light effectively.

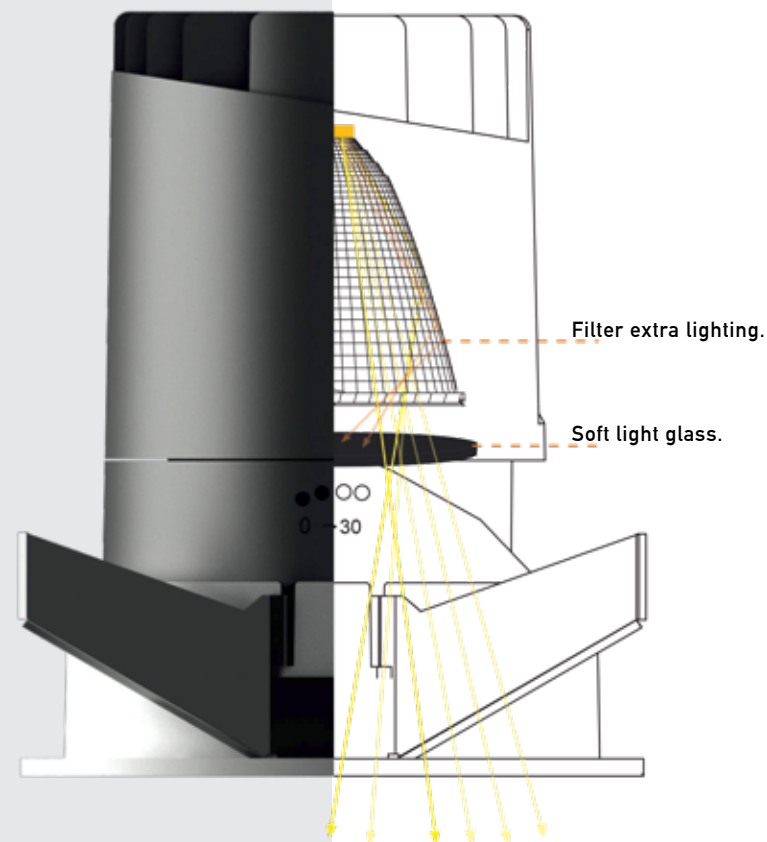
CRI > 90

Super high color rendering, let objects show their original colors Soft light and shadow, full colors Reduce the Real Light Effect Environment.



Antiglare Fittings

Selecting suitable fittings to make a soft atmosphere. Put the COB divided into small light beam. Filter the spray light to make the light soft and not glaring. Different diffuser can create different lighting effects.



Frosted Diffuser...

The frosted lens can filter the light to enforce the light diffusion effect, so that decrease the glare and create an even and soft light environment.

Striped Diffuser...


The function is to draw a circular spot into an elliptical spot. It can focus the spot in one direction, illuminate the widest area in that direction, and reduce light in other directions mainly ellipse short axis direction (reduce stray light).

Diamond Lattice Diffuser...

Square spot, through the atomization or diffusion, make the light evenly softer, decrease the glaring, and normally with optical beam expanding effect.

Honeycomb Mesh...

It can prevent the stray light effectively, let the straight light go through the mesh, and get rid of the glare to protect our eyes. $UGR < 16$.

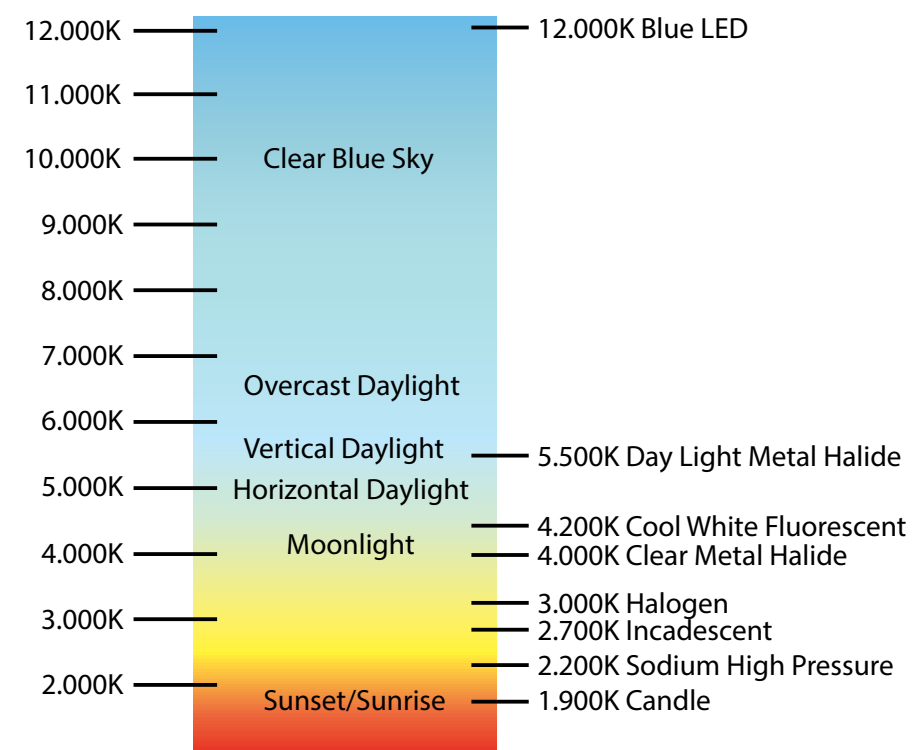
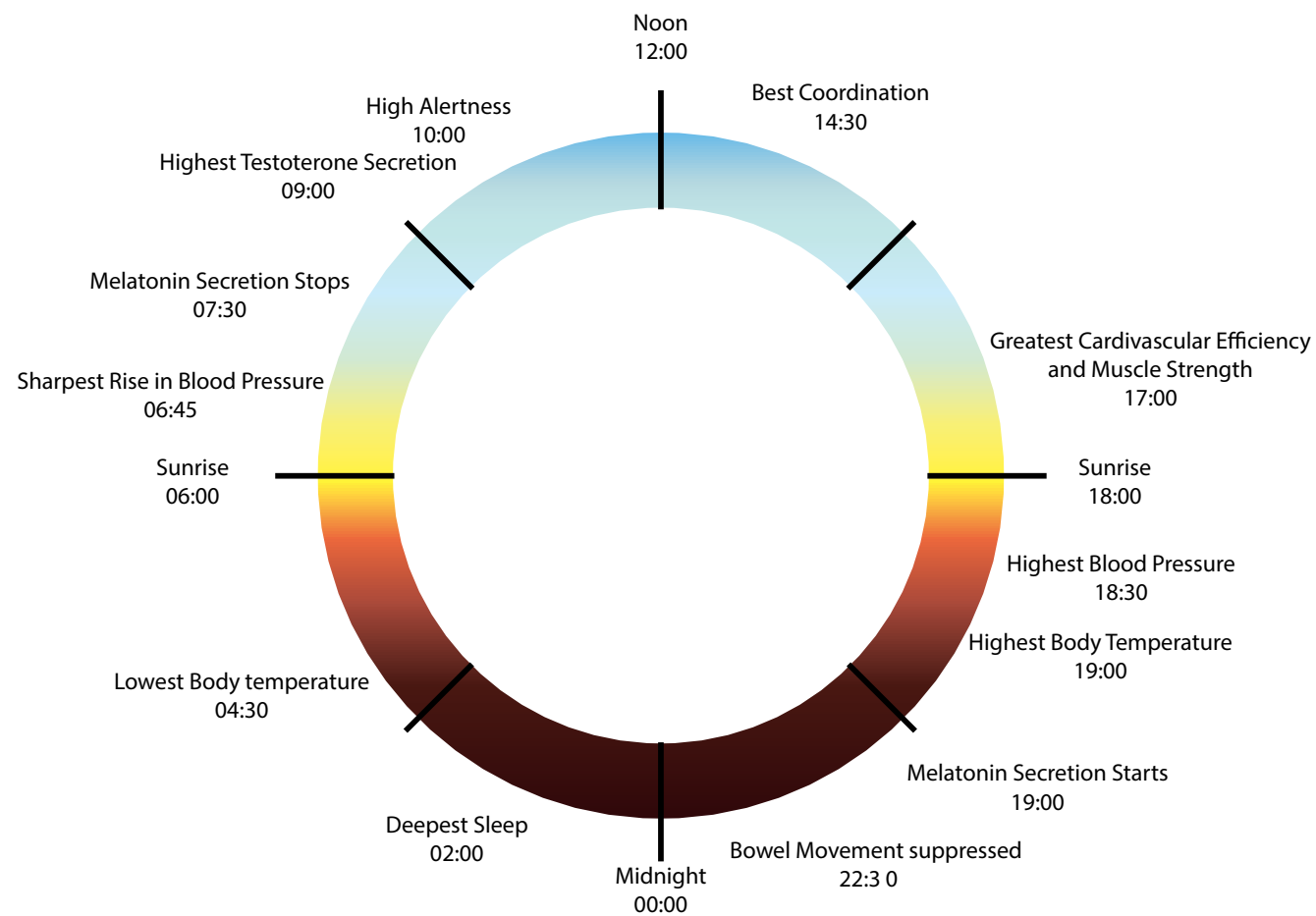


F90 LED Technology

For traditional LED technology, higher CRI results in a lower efficacy. By replacing broadband red nitride phosphor with narrowband red Potassium Fluorosilicate (PFS or KSF) phosphor, the F90 LED products can achieve today's CRI80 LED efficacy with a CRI of 90. Lighting customers can simply replace their existing LEDs in their lighting products with the new F90 LEDs for CRI90 conversion. Bridgelux's new family of F90 Series LEDs delivers a CRI of at least 90 and R9 of at least 50. The F90 2835 0.2W LED has a lumen efficacy ranging from 170 lm/W to 210 lm/W to meet the DLC (Design Lights Consortium®) V5.1 Standard for different lighting products including T8 lamps, troffers, high-bay, linear ambient, and case lighting. The F90 2835 1W LED has a lumen efficacy ranging from 139 lm/W to 160 lm/W for indoor directional lamps and downlights for commercial lighting. F90 LED products also meet the DLC Premium Lumen maintenance technical requirements $L90 \geq 36,000$ hours. F90 Series LEDs can be incorporated in virtually any luminaire (such as linear lamps, downlights, spotlights, high-bay) and can increase the vividness of strong red colors which is particularly desirable in retail applications.


Bridgelux F90™ is a family of white points designed for Bridgelux surface mount devices (SMD), V Series™ and V Series HD chip-on-board LED arrays, EB Series™ linear modules, and Vesta® tunable white COBs and modules. Engineered to provide the highest CRI90 efficacy using proprietary chip, phosphor, and packaging technology. The high-fidelity spectral output of F90 creates stunning environments with excellent color rendering and outstanding TM-30 metrics.

HUMAN CENTRIC LIGHTING



Dim to Warm & Tunable White Technology

Standard LEDs can be cold and blue, dimming down to a grey color reminiscent of the sky before a bad storm or – even worse – prison lighting. Science shows us that lumens and color temperature may even be harmful to our health, if exposed during the wrong hours of the day. Dim to Warm and Tunable White technology change the LED landscape, giving us more variety and more control. Dim to Warm does exactly what it sounds like – dim from cool to warm. Dynamic / Tunable White is an LED system with a variable Kelvin color temperature range from 2000K to 4000K.



What is Dim to Warm

Dims like an incandescent, from cool to warm.

Color temperature becomes warmer as you dim, from 3000K or 2700K to 1800K.

Perfect for retrofit or remodel, no rewiring.

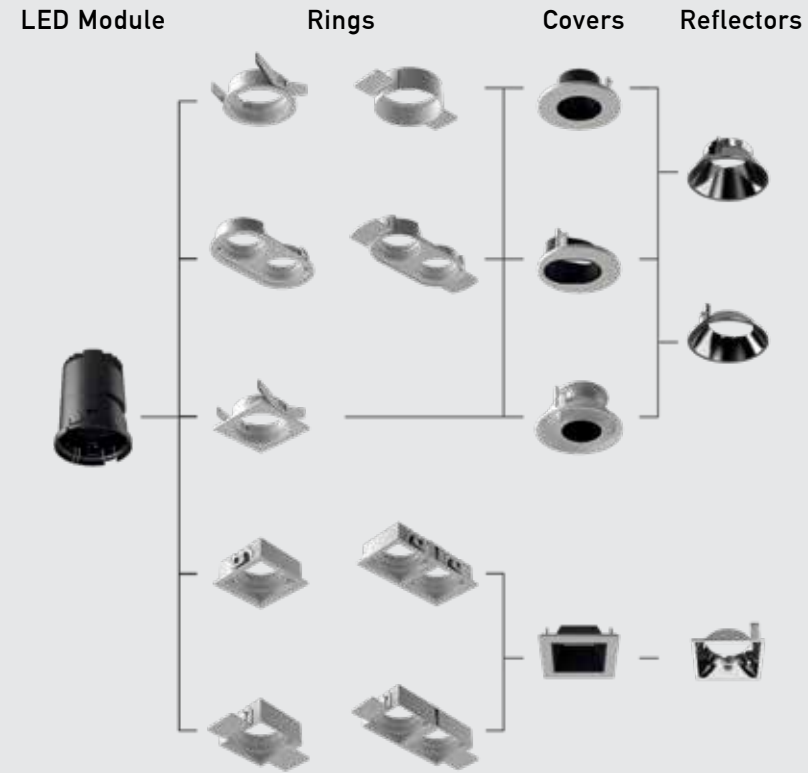
What is Tunable White

Control your color temperature, while maintaining brightness.

Adjust from 2700K to 6500K.

Modularization

Independently designed product appearance
Fastener modular structure, easy installation
and maintenance



Fix
LED Module



Adjustable
LED Module

Beauty, more than one

There are 5 colors reflectors available to
satisfy the needs of different occasions.
Reflectors are precisely designed,
electroplated and Nano-sprayed.
Comfortable light type with high reflective
efficiency and high efficiency.



Installation method

Various installation specifications to meet different space
and different visual needs.



Recessed

Omicron
Fix



code
ORFX

Omicron
Adjustable



code
ORAD

Trimless



code
OTFX



code
OTAD

Square



code
OMFX



code
OMAD

Recessed Your Code : **ORFX**

Wattage	CRI	CCT	Optic/ Diffuser	Driver	Body Colour	Cover Colour
---------	-----	-----	--------------------	--------	----------------	-----------------

Your Code : **ORAD**

Wattage	CRI	CCT	Optic/ Diffuser	Driver	Body Colour	Cover Colour
---------	-----	-----	--------------------	--------	----------------	-----------------

Trimless Your Code : **OTFX**

Wattage	CRI	CCT	Optic/ Diffuser	Driver	Body Colour	Cover Colour
---------	-----	-----	--------------------	--------	----------------	-----------------

Your Code : **OTAD**

Wattage	CRI	CCT	Optic/ Diffuser	Driver	Body Colour	Cover Colour
---------	-----	-----	--------------------	--------	----------------	-----------------

Square with Round Hole Your Code : **OMFX**

Wattage	CRI	CCT	Optic/ Diffuser	Driver	Body Colour	Cover Colour
---------	-----	-----	--------------------	--------	----------------	-----------------

Your Code : **OMAD**

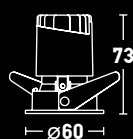
Wattage	CRI	CCT	Optic/ Diffuser	Driver	Body Colour	Cover Colour
---------	-----	-----	--------------------	--------	----------------	-----------------

Select technical features to configure your code.

Wattage	CRI	CCT	Optic/Diffuser	Driver	Body Colour*	Cover Colour
05 = 5W 07 = 7W	9 = 90	27 = 2700K 30 = 3000K 40 = 4000K	N = 15° O = 24° R = 36°	O = ON-OFF D = DALI P = PUSH V = 1-10V B = BLUETOOTH E = EMERGENCY W = WITHOUT DRIVER	W = WHITE B = BLACK S = SPECIAL RAL	W = WHITE B = BLACK E = PEARL BLACK O = GOLD C = COPPER S = SPECIAL RAL

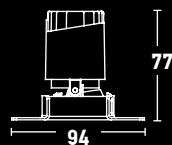
*For Trimless Installation available only white body colour.

Recessed



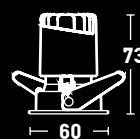
Cutting Hole
ø50

Trimless



Cutting Hole
ø50

Square with Round Hole



Cutting Hole
ø50

*Dimensions Indicated In Millimeters



Recessed

Omicron
Pinhole



code
ORPH

Omicron
Pinhole Oval



code
ORPO

Trimless



code
OTPH



code
OTPO

Square



code
OMPH



code
OMPO

Recessed Your Code : **ORPH**
Wattage CRI CCT Optic/Diffuser Driver Body Colour Cover Colour

Your Code : **ORPO**
Wattage CRI CCT Optic/Diffuser Driver Body Colour Cover Colour

Trimless Your Code : **OTPH**
Wattage CRI CCT Optic/Diffuser Driver Body Colour Cover Colour

Your Code : **OTPO**
Wattage CRI CCT Optic/Diffuser Driver Body Colour Cover Colour

Square with Round Hole Your Code : **OMPH**
Wattage CRI CCT Optic/Diffuser Driver Body Colour Cover Colour

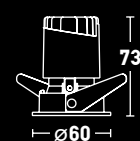
Your Code : **OMPO**
Wattage CRI CCT Optic/Diffuser Driver Body Colour Cover Colour

Select technical features to configure your code.

Wattage	CRI	CCT	Optic/Diffuser	Driver	Body Colour*	Cover Colour
05 = 5W 07 = 7W	9 = 90	27 = 2700K 30 = 3000K 40 = 4000K	N = 15° O = 24° R = 36°	O = ON-OFF D = DALI P = PUSH V = 1-10V B = BLUETOOTH E = EMERGENCY W = WITHOUT DRIVER	W = WHITE B = BLACK S = SPECIAL RAL	W = WHITE B = BLACK

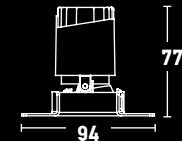
*For Trimless Installation available only white body colour.

Recessed



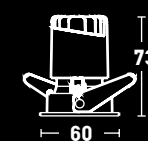
Cutting Hole
ø50

Trimless



Cutting Hole
ø50

Square with Round Hole



Cutting Hole
ø50

*Dimensions Indicated In Millimeters



Recessed

Omicron
Fix



code
ORFX

Omicron
Adjustable



code
ORAD

Trimless



code
OTFX



code
OTAD

Square



code
OMFX



code
OMAD

Recessed

Your Code : **ORFX**
Wattage CRI CCT Optic/Diffuser Driver Body Colour Cover Colour

Your Code : **ORAD**
Wattage CRI CCT Optic/Diffuser Driver Body Colour Cover Colour

Trimless

Your Code : **OTFX**
Wattage CRI CCT Optic/Diffuser Driver Body Colour Cover Colour

Your Code : **OTAD**
Wattage CRI CCT Optic/Diffuser Driver Body Colour Cover Colour

Square with Round Hole

Your Code : **OMFX**
Wattage CRI CCT Optic/Diffuser Driver Body Colour Cover Colour

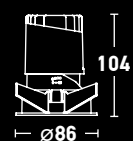
Your Code : **OMAD**
Wattage CRI CCT Optic/Diffuser Driver Body Colour Cover Colour

Select technical features to configure your code.

Wattage	CRI	CCT	Optic/Diffuser	Driver	Body Colour*	Cover Colour
09 = 9W 12 = 12W	9 = 90	27 = 2700K 30 = 3000K 40 = 4000K 11 = TUNNABLE WHITE 14 = DIM TO WARM	N = 15° O = 24° R = 36°	O = ON-OFF D = DALI P = PUSH V = 1-10V B = BLUETOOTH E = EMERGENCY W = WITHOUT DRIVER	W = WHITE B = BLACK S = SPECIAL RAL	W = WHITE B = BLACK E = PEARL BLACK O = GOLD C = COPPER S = SPECIAL RAL

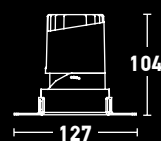
*For Trimless Installation available only white body colour.

Recessed



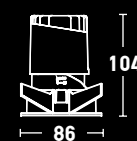
Cutting Hole
ø75

Trimless




Cutting Hole
ø75

Square with Round Hole



Cutting Hole
ø75

*Dimensions Indicated In Millimeters



Recessed

Omicron Pinhole



code **ORPH**

Omicron Pinhole Oval



code **ORPO**

Omicron Anti-glare



code **ORAG**

Trimless



code **OTPH**



code **OTPO**



code **OTAG**

Square



code **OMPH**



code **OMPO**



code **OMAG**

Recessed Your Code : **ORPH**
Wattage CRI CCT Optic/Diffuser Driver Body Colour

Your Code : **ORPO**
Wattage CRI CCT Optic/Diffuser Driver Body Colour

Your Code : **ORAG**
Wattage CRI CCT Optic/Diffuser Driver Body Colour

Trimless Your Code : **OTPH**
Wattage CRI CCT Optic/Diffuser Driver Body Colour

Your Code : **OTPO**
Wattage CRI CCT Optic/Diffuser Driver Body Colour

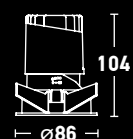
Your Code : **OTAG**
Wattage CRI CCT Optic/Diffuser Driver Body Colour

Square with Round Hole Your Code : **OMPH**
Wattage CRI CCT Optic/Diffuser Driver Body Colour

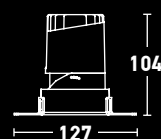
Your Code : **OMPO**
Wattage CRI CCT Optic/Diffuser Driver Body Colour

Your Code : **OMAG**
Wattage CRI CCT Optic/Diffuser Driver Body Colour

Recessed



Trimless



Square with Round Hole



*Dimensions Indicated In Millimeters



Cutting Hole
ø75



Cutting Hole
ø75



Cutting Hole
ø75



Select technical features to configure your code.

Wattage	CRI	CCT	Optic/Diffuser	Driver	Body Colour*
09 = 9W 12 = 12W	9 = 90	27 = 2700K 30 = 3000K 40 = 4000K 11 = TUNNABLE WHITE 14 = DIM TO WARM	N = 15° O = 24° R = 36°	O = ON-OFF D = DALI P = PUSH V = 1-10V B = BLUETOOTH E = EMERGENCY W = WITHOUT DRIVER	W = WHITE B = BLACK

*For Trimless Installation available only white body colour.

Recessed

Omicron Deep




code
QQOF

Omicron Dark




code
QQDK

Trimless



code
OFOF



code
OFDK

Recessed Your Code : **QQOF**

Wattage	CRI	CCT	Optic/ Diffuser	Driver	Body Colour	Cover Colour
---------	-----	-----	--------------------	--------	----------------	-----------------

Your Code : **QQDK**

Wattage	CRI	CCT	Optic/ Diffuser	Driver	Body Colour	Cover Colour
---------	-----	-----	--------------------	--------	----------------	-----------------

Trimless Your Code : **OFOF**

Wattage	CRI	CCT	Optic/ Diffuser	Driver	Body Colour	Cover Colour
---------	-----	-----	--------------------	--------	----------------	-----------------

Your Code : **OFDK**

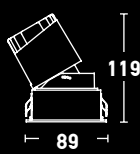
Wattage	CRI	CCT	Optic/ Diffuser	Driver	Body Colour	Cover Colour
---------	-----	-----	--------------------	--------	----------------	-----------------

Select technical features to configure your code.

Wattage	CRI	CCT	Optic/Diffuser	Driver	Body Colour*	Cover Colour**
09 = 9W 12 = 12W	9 = 90	27 = 2700K 30 = 3000K 40 = 4000K 11 = TUNNABLE WHITE 14 = DIM TO WARM	N = 15° O = 24° R = 36°	O = ON-OFF D = DALI P = PUSH V = 1-10V B = BLUETOOTH E = EMERGENCY W = WITHOUT DRIVER	W = WHITE B = BLACK S = SPECIAL RAL	W = WHITE B = BLACK E = PEARL BLACK O = GOLD C = COPPER S = SPECIAL RAL

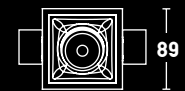
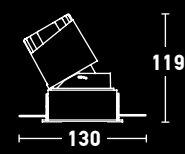
*For Trimless Installation available only white body colour. **For Omicron Deep only white and black cover colour.

Recessed



Cutting Hole
82x82

Trimless



Cutting Hole
82x82

*Dimensions Indicated In Millimeters



Recessed

Omicron
Fix



code
ORFX

Omicron
Adjustable



code
ORAD

Trimless



code
OTFX



code
OTAD

Square



code
OMFX



code
OMAD

Recessed

Your Code : **ORFX**
Wattage CRI CCT Optic/Diffuser Driver Body Colour Cover Colour

Your Code : **ORAD**
Wattage CRI CCT Optic/Diffuser Driver Body Colour Cover Colour

Trimless

Your Code : **OTFX**
Wattage CRI CCT Optic/Diffuser Driver Body Colour Cover Colour

Your Code : **OTAD**
Wattage CRI CCT Optic/Diffuser Driver Body Colour Cover Colour

Square with Round Hole

Your Code : **OMFX**
Wattage CRI CCT Optic/Diffuser Driver Body Colour Cover Colour

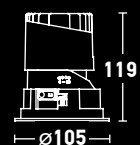
Your Code : **OMAD**
Wattage CRI CCT Optic/Diffuser Driver Body Colour Cover Colour

Select technical features to configure your code.

Wattage	CRI	CCT	Optic/Diffuser	Driver	Body Colour*	Cover Colour
18 = 18W 20 = 20W	9 = 90	27 = 2700K 30 = 3000K 40 = 4000K 11 = TUNNABLE WHITE 14 = DIM TO WARM	N = 15° O = 24° R = 36°	O = ON-OFF D = DALI P = PUSH V = 1-10V B = BLUETOOTH E = EMERGENCY W = WITHOUT DRIVER	W = WHITE B = BLACK S = SPECIAL RAL	W = WHITE B = BLACK E = PEARL BLACK O = GOLD C = COPPER S = SPECIAL RAL

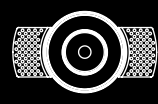
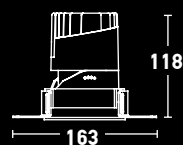
*For Trimless Installation available only white body colour.

Recessed



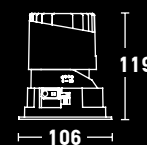
Cutting Hole
ø95

Trimless



Cutting Hole
ø95

Square with Round Hole



Cutting Hole
ø95

*Dimensions Indicated In Millimeters



Recessed

Omicron
Pinhole



code
ORPH

Omicron
Pinhole Oval



code
ORPO

Omicron
Anti-glare



code
ORAG

Trimless



code
OTPH



code
OTPO



code
OTAG

Square



code
OMPH



code
OMPO



code
OMAG

Recessed Your Code : **ORPH**
Wattage CRI CCT Optic/Diffuser Driver Body Colour Cover Colour

Your Code : **ORPO**
Wattage CRI CCT Optic/Diffuser Driver Body Colour Cover Colour

Your Code : **ORAG**
Wattage CRI CCT Optic/Diffuser Driver Body Colour Cover Colour

Trimless Your Code : **OTPH**
Wattage CRI CCT Optic/Diffuser Driver Body Colour Cover Colour

Your Code : **OTPO**
Wattage CRI CCT Optic/Diffuser Driver Body Colour Cover Colour

Your Code : **OTAG**
Wattage CRI CCT Optic/Diffuser Driver Body Colour Cover Colour

Square with Round Hole Your Code : **OMPH**
Wattage CRI CCT Optic/Diffuser Driver Body Colour Cover Colour

Your Code : **OMPO**
Wattage CRI CCT Optic/Diffuser Driver Body Colour Cover Colour

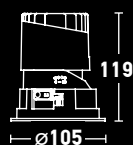
Your Code : **OMAG**
Wattage CRI CCT Optic/Diffuser Driver Body Colour Cover Colour

Select technical features to configure your code.

Wattage	CRi	CCT	Optic/Diffuser	Driver	Body Colour*	Body Colour*
18 = 18W 20 = 20W	9 = 90	27 = 2700K 30 = 3000K 40 = 4000K 11 = TUNNABLE WHITE 14 = DIM TO WARM	N = 15° O = 24° R = 36°	O = ON-OFF D = DALI P = PUSH V = 1-10V B = BLUETOOTH E = EMERGENCY W = WITHOUT DRIVER	W = WHITE B = BLACK S = SPECIAL RAL	W = WHITE B = BLACK

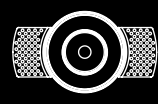
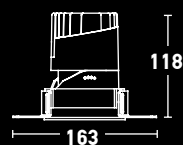
*For trimless installation available only white body colour.

Recessed



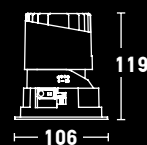
Cutting Hole
Ø95

Trimless



Cutting Hole
Ø95

Square with Round Hole



Cutting Hole
Ø95

*Dimensions Indicated In Millimeters



Recessed

Omicron
Fix



code
ORFX

Omicron
Adjustable



code
ORAD

Trimless



code
OTFX



code
OTAD

Square



code
OMFX



code
OMAD

Recessed Your Code : **ORFX**

Wattage	CRI	CCT	Optic/ Diffuser	Driver	Body Colour	Cover Colour
---------	-----	-----	--------------------	--------	----------------	-----------------

Your Code : **ORAD**

Wattage	CRI	CCT	Optic/ Diffuser	Driver	Body Colour	Cover Colour
---------	-----	-----	--------------------	--------	----------------	-----------------

Trimless Your Code : **OTFX**

Wattage	CRI	CCT	Optic/ Diffuser	Driver	Body Colour	Cover Colour
---------	-----	-----	--------------------	--------	----------------	-----------------

Your Code : **OTAD**

Wattage	CRI	CCT	Optic/ Diffuser	Driver	Body Colour	Cover Colour
---------	-----	-----	--------------------	--------	----------------	-----------------

Square with Round Hole Your Code : **OMFX**

Wattage	CRI	CCT	Optic/ Diffuser	Driver	Body Colour	Cover Colour
---------	-----	-----	--------------------	--------	----------------	-----------------

Your Code : **OMAD**

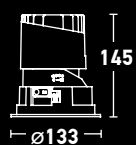
Wattage	CRI	CCT	Optic/ Diffuser	Driver	Body Colour	Cover Colour
---------	-----	-----	--------------------	--------	----------------	-----------------

Select technical features to configure your code.

Wattage	CRI	CCT	Optic/Diffuser	Driver	Body Colour*	Cover Colour
25 = 25W 30 = 30W	9 = 90	27 = 2700K 30 = 3000K 40 = 4000K 11 = TUNNABLE WHITE 14 = DIM TO WARM	N = 15° O = 24° R = 36°	O = ON-OFF D = DALI P = PUSH V = 1-10V B = BLUETOOTH E = EMERGENCY W = WITHOUT DRIVER	W = WHITE B = BLACK S = SPECIAL RAL	W = WHITE B = BLACK E = PEARL BLACK O = GOLD C = COPPER S = SPECIAL RAL

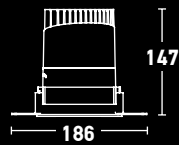
*For trimless installation available only white body colour.

Recessed



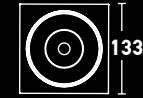
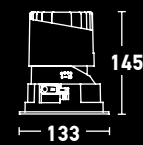
Cutting Hole
ø120

Trimless



Cutting Hole
ø120

Square with Round Hole



Cutting Hole
ø120

*Dimensions Indicated In Millimeters




Suitable Drivers for OMICRON Downlights

On/Off Drivers		5-7W	9-12W	18-20W	25-30W
OSRAM	IT FIT 7/220-240/700 CS I	1			
OSRAM	IT FIT 15/220-240/700 CS I	2	1		
OSRAM	OT FIT 30/200-240/700 CS		2	1	
OSRAM	OT FIT 40/200-240/1A0 CS				1
OSRAM	OT FIT 40/220...240/1A0 LT2 S	2-6	1-3	1	1

DALI Drivers		5-7W	9-12W	18-20W	25-30W
OSRAM	OTi DALI 10/220-240/700 NFC I	1			
OSRAM	OTi DALI 15/220-240/1A0 NFC LPI	2	2		
OSRAM	OTi DALI 25/220-240/700 NFC LPI	2-3	1-2	1	1
OSRAM	OTi DALI 40/220-240/1A0 NFC LPI	2-6	1-3	1	1



DOWNLIGHTS DOWN




DOWNLIGHTS DOWN

Discover OMEGA DOWNLIGHTS Family

Adopting high quality aluminum, it is durable and has exquisite structure. A variety of high quality light control accessories ensure the light efficiency. Triple hidden anti-glare design creates a comfortable light environment.

Advanced thermal management technology ensure the continuity of maximum light output and consistency of color temperature. Applied to hotels, shopping malls, clothing stores, offices, home and other lighting places.



OMEGA

</scripting_light >



White



Black

OMEGA DOWNLIGHTS

Contracted Appearance

The appearance is simple and fashionable. Black and White color are optional, suitable for all kinds of modern decoration styles

Reflectors In Different

Different reflectors create different light effects, which can easily match the requires of various scenes.



White



Pearl Black



Sandy Silver



Bright Silver

Optical Accessories

High quality optical accessories, can change the lighting characteristics of a single lamp, so as to obtain a highly professional lighting effect



High Transparent Lens

Light is clear and transparent.

Triple Anti-glare Design

High efficiency anti-glare $UGR \leq 16$.

High Diffusion Light Plate

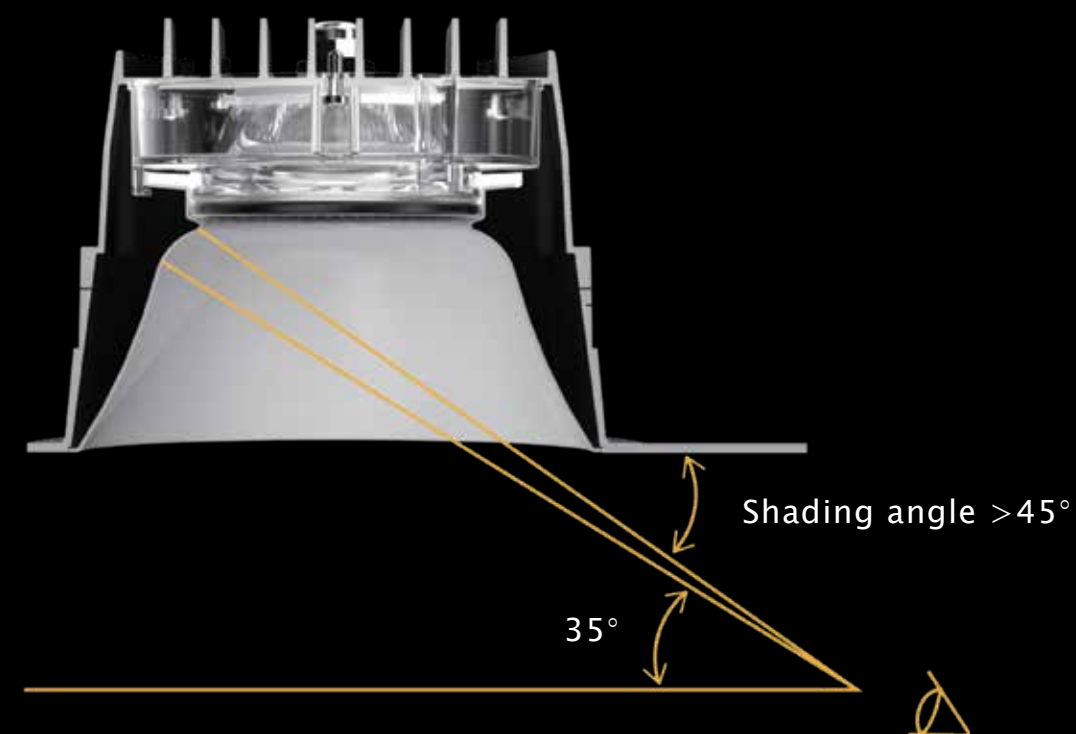
Create soft and comfortable lighting.

Honeycomb Structure

Improved the anti-glare effect.

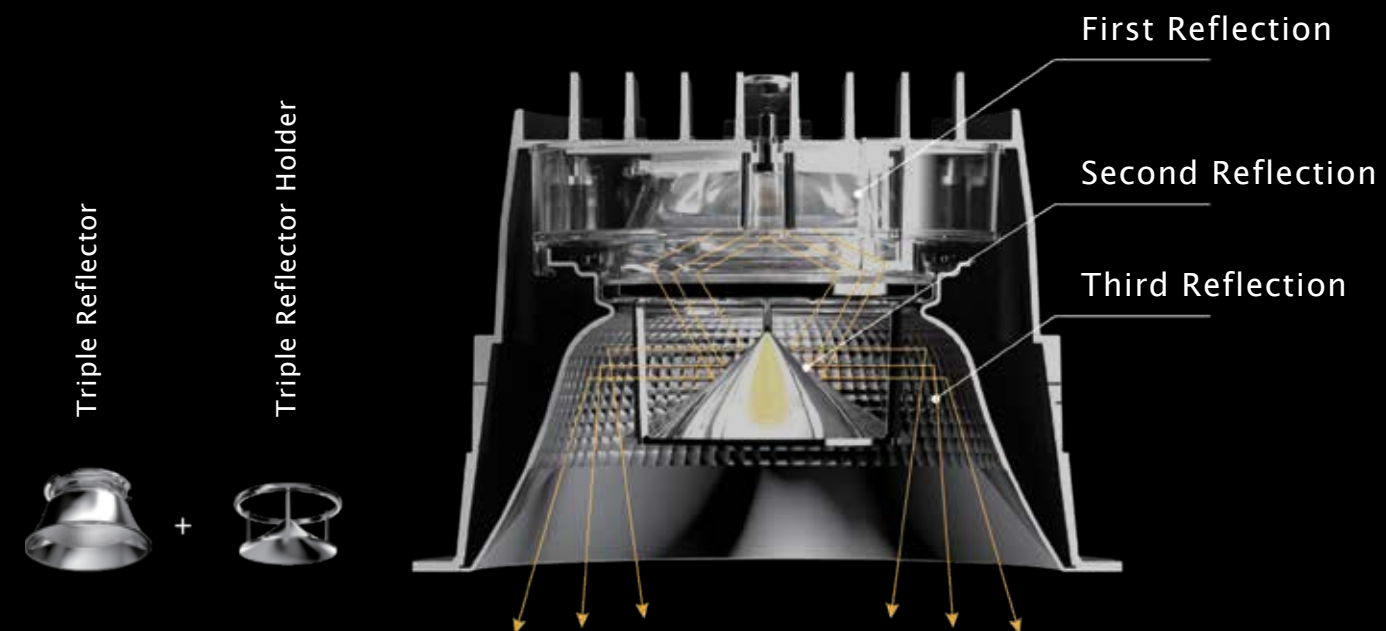
Deep Anti-dazzle

If the shading angle $< 30^\circ$ of the lamps will produce large brightness and glare, it is harmful to the eyes.



Triple Anti-dazzle

The combination of the triple reflector, after the emitted light is filtered through the translucent cup and reflector, finally refracted to the reflector, the light can reach the high standard confort level of $UGR \leq 16$.


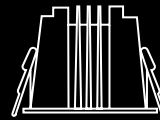


OMEGA Downlights | 7W | 9W | 18W | 25W | 30W | 40W

*Dimensions Indicated In Millimeters



7W | 9W




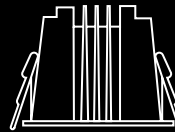
Dimensions
∅: 87 x H: 65

Cutting Hole
∅75

COB LED



18W | 25W





Dimensions
∅: 160 x H: 109

Cutting Hole
∅150

COB LED



30W | 40W



Dimensions
∅: 186 x H: 121

Cutting Hole
∅175

COB LED

Recessed

Recessed Your Code : W
 Wattage CRI CCT Optic/Diffuser Driver Body Colour Cover Colour

Select technical features to configure your code.

Wattage	CRI	CCT	Optic/Diffuser	Driver	Body Colour	Cover Colour
07 = 7W 09 = 9W 18 = 18W 25 = 25W 30 = 30W 40 = 40W	9 = 90	27 = 2700K 30 = 3000K 40 = 4000K	0 = 24° W = 60° I = TRIPLE ANTI-GLARE	0 = ON-OFF D = DALI P = PUSH V = 1-10V B = BLUETOOTH E = EMERGENCY W= WITHOUT DRIVER	W = WHITE B = BLACK	W = WHITE E = PEARL BLACK A = SANDY SILVER R = BRIGHT SILVER I = TRIPLE ANTI-GLARE

Body Colours
White | Black

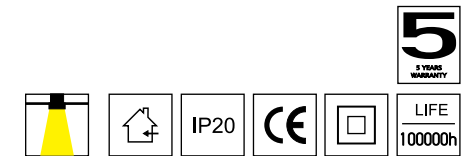


Optic
Honeycomb | Diffusor | Triple Anti-glare Part



Cover Colours

White | Pearl Black | Sandy Silver | Bright Silver | Triple Anti-glare



Discover
**ACOUSTIC
BAFFLE**
Family

Mix and match to suit your needs.

Select LED Profile Alpha34, Alpha48,
Kappa48, Zeta21 or Zeta34.

Select the length and the height
that suits you.

Select the body colour you want and
match ideal with 11 different
acoustic panel colours.




The acoustic series comes from the search for new solutions dedicated to well-being in working spaces and in the common areas in hospitality, integrated with the lighting project.

Thanks to its big surfaces and the innovative panel reducing up to 70% of the reverberated sound. The sound-absorbing panel is inserted in the same aluminum profile, lending itself to original compositions of elements with the light source.

*Custom colors and fixtures are available on request.

:_Technology Of Silence >



Percentage of recycled fibres

100% recyclable

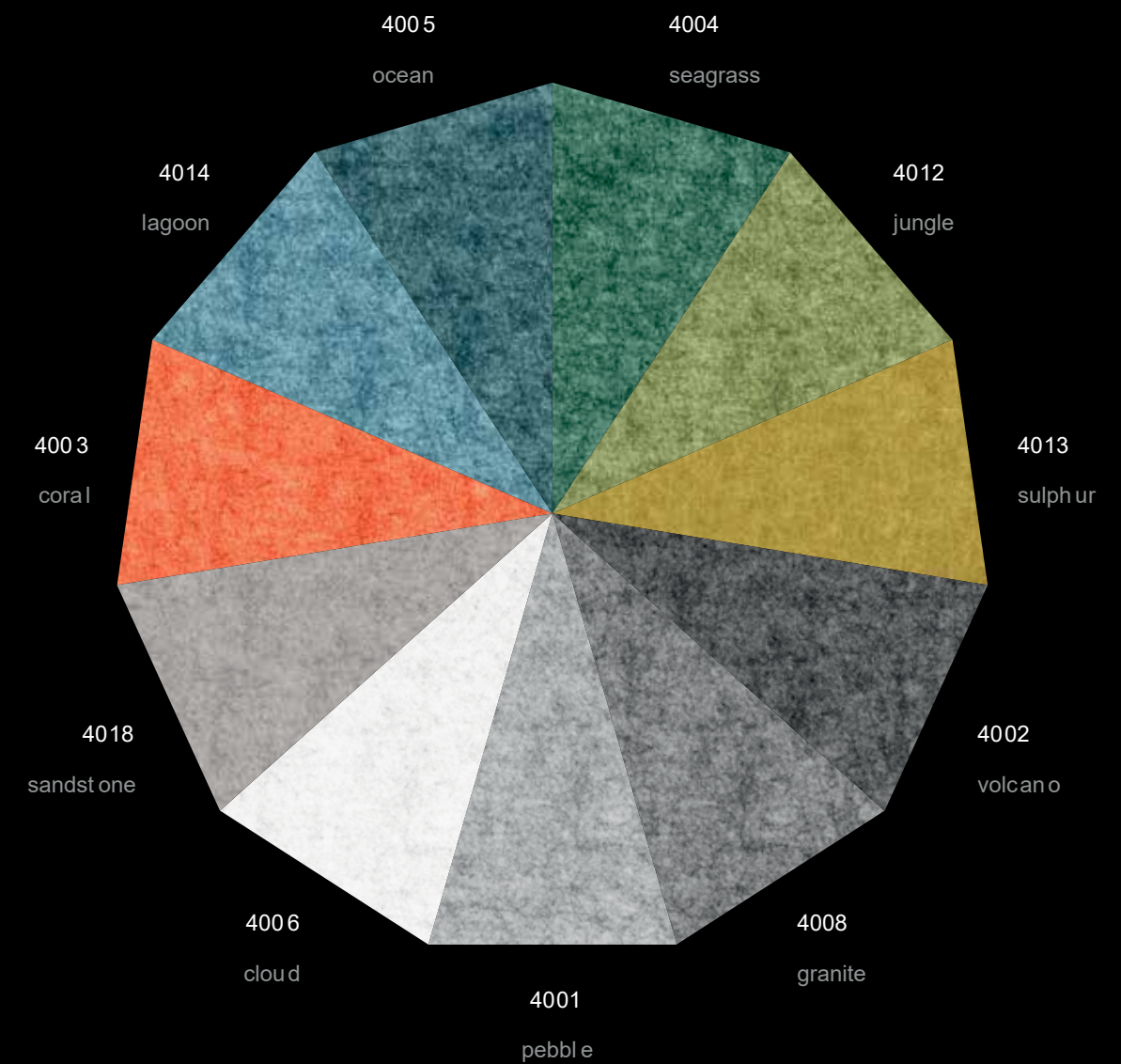
Acoustically highly effective

:_Acoustic Sheet for Baffle >

THICKNESS mm	LENGTH cm	WIDTH cm	NRC*	aw*
10	240	140	0,50	0,55

* tested according to DIN EN ISO 354, the results of the reverberation chamber test are listed as NRC value (= noise reduction coefficient) and sound absorption coefficient α_w

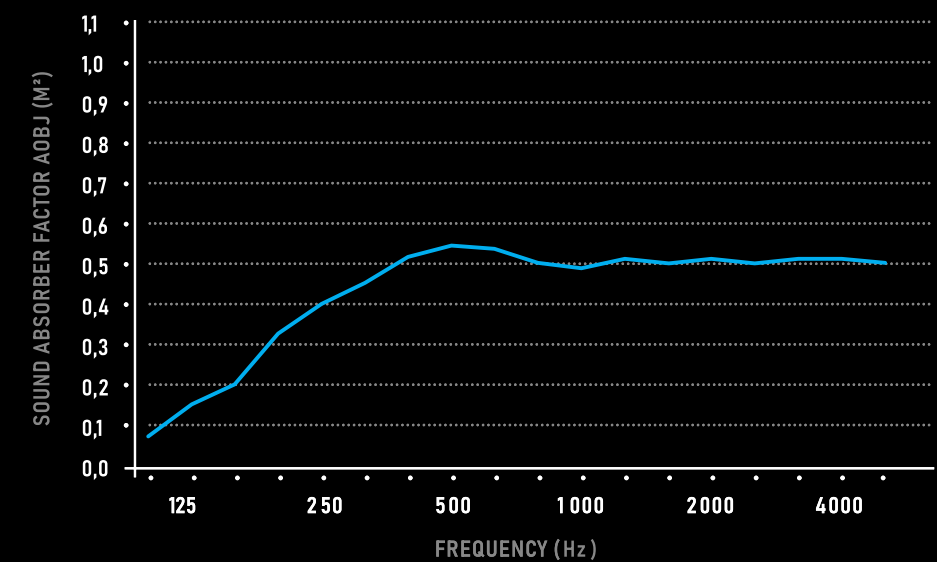
:_Our Colours >



:_Acoustic Line for Baffle >

Evaluation according to ISO 11654:
Weighted sound absorption coefficient $\alpha_w = 0,90$ or $0,95$
Sound absorber class: A

Evaluation according to ASTM C423:
Noise Reduction Coefficient NRC = $0,85$ or $0,95$
Sound Absorption Average SAA = $0,85$ or $0,93$



Technical Specifications & Constraints

Open Edit Length

Available from 58cm to 226cm

CCT

3000K and 4000K
Optionally 2700K, 6500K and Tunable White
Color Consistency <3SDCM

CRI

Available in CRI80 and Optionally CRI90

Light Emission

Direct light emission with LED Board
3 different Lumen Output plus Tunable White

Optic / Diffuser

Opal Diffuser
Micro Prismatic Opal
Micro Prismatic Clear
Clear Diffuser

Installation

Pendant



LED Board & Driver

Up to 200Lm/W
L80 B10 @50.000h (Ta 24°C)
Flicker @100Hz<3



LED Drivers

On-Off
DALI
Push Button
1-10V
Bluetooth
Emergency (over 114cm)

Mechanical

IK05
IP20

Body Colours

White | Black | Grey | Your Special RAL



"ALPHA34 ACOUSTIC" Pendant...

are LED profiles luminaire, made of an extruded aluminum, powder-coated with incorporated acoustic panel. Designed for pendant mounting, providing direct light emission through a diffuser made either of satined polycarbonate for an almost homogeneous emission of light, or microprismatic clear for reduced UGR<19. Luminaire equipped with the latest generation of well-known LED boards, with small color tolerance MacAdam 3, according to Zhaga book 7. Drivers On-Off or dimmable.

Features:

- Available from 58cm to 226cm.
- Four different Lumen Output types (HE, HO, Extra Bright or Tunable White).
- Two different CRI (80 or 90).
- Five different CCT (2700K, 3000K, 4000K, 6500K or Tunable White).
- Three different Optics-Diffusers (Opal, Micro Prismatic Opal or Micro Prismatic Clear).
- On-Off, Emergency or Dimmable Drivers (Dali, Push Button, 1-10V or Bluetooth).
- Coming in White, Black or Grey powder coated, Optionally in Special RAL.
- L80 B10 @50.000h (Ta 24°).
- Flicker @100Hz <3.
- Color Consistency <3SDCM.



ALPHA34 ACOUSTIC Pendant

200cm Cable Adjustable Included


Pendant Your Code : **A34H**

Length	Height	Inset	CRI	CCT	Optic/ Diffuser	Driver	Body Colour	Panel Colour
--------	--------	-------	-----	-----	--------------------	--------	----------------	-----------------

Select technical features to configure your code.

Length*	Height**	Inset	CRI	CCT	Optic/Diffuser	Driver***	Body Colour	Panel Colour
058 = 58cm	030 = 30cm	1 = HE 3357Lm/m	8 = 80	27 = 2700K	P = OPAL	O = ON-OFF	W = WHITE	O = OCEAN
086 = 86cm	050 = 50cm	200Lm/W	9 = 90	30 = 3000K	M = MICRO PRISMATIC	D = DALI	B = BLACK	L = LAGOON
114 = 114cm	070 = 70cm	2 = HO 5640Lm/m		40 = 4000K	OPAL	P = PUSH	G = GREY	C = CORAL
142 = 142cm	090 = 90cm	188Lm/W		65 = 6500K	B = BLACK DIFFUSER	V = 1-10V	S = SPECIAL RAL	S = SANDSTONE
170 = 170cm	110 = 110cm	4 = TUNNABLE WHITE		11 = TUNABLE WHITE		B = BLUETOOTH		D = CLOUD
198 = 198cm		5265Lm/m				E = EMERGENCY		P = PEBBLE
226 = 226cm		162Lm/W						G = GRANITE
								V = VOLCANO
								U = SULPHURE
								J = JUNGLE
								E = SEAGRASS

*Make your choices from the above dimensions only. Is not an open edit length profile. **Open Edit Height min 30cm - max 110cm. ***Emergency LED Driver only over 114cm.



Opal Diffuser



Micro Prismatic Opal



Black Diffuser

Technical Specifications & Constraints

Open Edit Length

Available from 58cm to 226cm

CCT

3000K and 4000K
Optionally 2700K, 6500K and Tunable White
Color Consistency <3SDCM

CRI

Available in CRI80 and Optionally CRI90

Light Emission

Direct light emission with LED Board
3 different Lumen Output plus Tunable White

Optic / Diffuser

Opal Diffuser
Micro Prismatic Opal
Micro Prismatic Clear

LED Board & Driver

Up to 200Lm/W
L80 B10 @50.000h (Ta 24°C)
Flicker @100Hz<3



LED Drivers

On-Off
DALI
Push Button
1-10V
Bluetooth
Emergency (over 114cm)

Mechanical

IK05
IP20

Body Colours

White | Black | Grey | Your Special RAL



Installation

Pendant



"ALPHA48 ACOUSTIC" Pendant...

are LED profiles luminaire, made of an extruded aluminum, powder-coated with incorporated acoustic panel. Designed for pendant mounting, providing direct light emission through a diffuser made either of satined polycarbonate for an almost homogeneous emission of light, or microprismatic clear for reduced UGR<19. Luminaire equipped with the latest generation of well-known LED boards, with small color tolerance MacAdam 3, according to Zhaga book 7. Drivers On-Off or dimmable.

Features:

- Available from 58cm to 226cm.
- Four different Lumen Output (HE, HO, Extra Bright or Tunable White).
- Two different CRI (80 or 90).
- Five different CCT (2700K, 3000K, 4000K, 6500K or Tunable White).
- Three different Optics-Diffusers (Opal, Micro Prismatic Opal or Micro Prismatic Clear).
- On-Off, Emergency or Dimmable Drivers (Dali, Push Button, 1-10V or Bluetooth).
- Coming in White, Black or Grey powder coated, Optionally in Special RAL.
- L80 B10 @50.000h (Ta 24°).
- Flicker @100Hz <3.
- Color Consistency <3SDCM.



ALPHA48 ACOUSTIC Pendant

200cm Cable Adjustable Included

Pendant Your Code : **A48H**

Length	Height	Inset	CRI	CCT	Optic/ Diffuser	Driver	Body Colour	Panel Colour
--------	--------	-------	-----	-----	--------------------	--------	----------------	-----------------

Select technical features to configure your code.

Length*	Height**	Inset	CRI	CCT	Optic/Diffuser	Driver***	Body Colour	Panel Colour
058 = 58cm	030 = 30cm	1 = HE 3357Lm/m	8 = 80	27 = 2700K	P = OPAL	O = ON-OFF	W = WHITE	O = OCEAN
086 = 86cm	050 = 50cm	200Lm/W	9 = 90	30 = 3000K	M = MICRO PRISMATIC	D = DALI	B = BLACK	L = LAGOON
114 = 114cm	070 = 70cm	2 = HO 5640Lm/m		40 = 4000K	OPAL	P = PUSH	G = GREY	C = CORAL
142 = 142cm	090 = 90cm	188Lm/W		65 = 6500K	C = MICRO PRISMATIC	V = 1-10V	S = SPECIAL RAL	S = SANDST ONE
170 = 170cm	110 = 110cm	3 = EXTRA BRIGHT		11 = TUNABLE WHITE	CLEAR	B = BLUETOOTH		D = CLOUD
198 = 198cm		7032Lm/m				E = EMERGENCY		P = PEBBLE
226 = 226cm		179Lm/W						G = GRANITE
		4 = TUNNABLE WHITE						V = VOLCANO
		5265Lm/m						U = SULPHURE
		162Lm/W						J = JUNGLE
								E = SEAGRASS

*Make your choices from the above dimensions only. Is not an open edit length profile. **Open Edit Height min 30cm - max 110cm. ***Emergency LED Driver only over 114cm.



Opal Diffuser



Micro Prismatic Opal



Micro Prismatic Clear

Technical Specifications & Constraints

Open Edit Length

Available in any length from 50cm to 200cm

CCT

3000K and 4000K
Optionally 2700K
Color Consistency <3SDCM

CRi

Available in CRi80 and Optionally CRi90

Light Emission

Direct light emission with LED Board
Optionally, upright with LED Board in 2 Lumen Output + Tunable White

LED Board & Driver

Up to 180Lm/W
L80 B10 @50.000h (Ta 24°C)
Flicker @100Hz<3
UGR<16

Parametric Number of Spot

COB LED 9W

LED Drivers

On-Off
DALI
Push Button
1-10V
Bluetooth

Optics / Diffusers

24° and 38°

Cover

Deep and Cylinder

Mechanical

IK05
IP20



Body Colours

White | Black | Grey | Your Special RAL



Installation

Pendant




"KAPPA48 ACOUSTIC" Pendant...

is a LED profile luminaire, made of an extruded aluminum, powder-coated with incorporated acoustic panel. Designed for pendant mounting, providing direct light emission through COB LED 9W, 1400Lm each with Individual Reflectors. With two versions dark light parts for reduced UGR<19. Luminaire equipped with the latest generation of well known LED boards, with small color tolerance MacAdam 3. Drivers On-Off or dimmable.

Features:

- Available from 50cm to 200cm
- COB LED 9W, 1400Lm each with Individual Reflectors
- Available Individual Reflectors 24° or 38°.
- CRi 80 and optionally CRi 90
- CCT 3000K and 4000K. Optionally 2700K and 6500K
- On-Off or Dimmable Drivers (Dali, Push Button, 1-10V or Bluetooth).
- Two Cover Types (Deep Cover or Cylinder Cover).
- Coming in White, Black or Grey powder coated. Optionally in Special RAL.
- L80 B10 @50.000h (Ta 24°).
- Flicker @100Hz<3.
- Color Consistency <3SDCM.
- UGR <16.



KAPPA48 ACOUSTIC Pendant

200cm Cable Adjustable Included

Pendant Your Code : **K48H**

Length	Height	Number of Spots	CRi	CCT	Optic/Diffuser	Driver	Cover Type	Body Colour	Panel Colour
--------	--------	-----------------	-----	-----	----------------	--------	------------	-------------	--------------

Select technical features to configure your code.

Length*	Height**	Number Spots***	CRi	CCT	Optic/Diffuser	Driver	Cover Type	Body Colour	Panel Colour
050 = 50cm	030 = 30cm	1 = 1 Spot	8 = 80	27 = 2700K	0 = 24°	O = ON-OFF	E = DEEP	W = WHITE	O = OCEAN
100 = 100cm	050 = 50cm	5 = 5 Spots	9 = 90	30 = 3000K	F = 38°	D = DALI	C = CYLINDER	B = BLACK	L = LAGOON
200 = 200cm	070 = 70cm	10 = 10 Spots		40 = 4000K		P = PUSH		G = GREY	C = CORAL
	090 = 90cm	15 = 15 Spots		65 = 6500K		V = 1-10V		S = SPECIAL RAL	S = SANDST ONE
	110 = 110cm					B = BLUETOOTH			D = CLOUD
									P = PEBBLE
									G = GRANITE
									V = VOLCANO
									U = SULPHURE
									J = JUNGLE
									E = SEAGRASS

*Open Edit Length min 50cm - max 450cm. || **Open Edit Height min 30cm - max 110cm. || ***Number of Spots min 1spot - max 36spots / max 8spots per meter.



Deep Cover Type



Cylinder Cover Type

Technical Specifications & Constraints

Open Edit Length

Available in any length from 50cm to 200cm

CCT

3000K and 4000K
Optionally 2700K
Color Consistency < 3 SDCM

CRi

Available in CRi80 and Optionally CRi90

LED Board & Driver

Up to 120Lm/W
L80 B20 @50.000h (Ta 24° C)
Flicker @100Hz<3
UGR<16

SMD

Block of 5LED
Total 10W



LED Drivers

On-Off
DALI
Push Button
1-10V
Bluetooth

Optic / Diffuser

15° , 30° or 45°

Mechanical

IK05
IP20

Installation

Pendant



Body Colours

White | Black | Grey | Your Special RAL



Cover Colours

White | Black | Grey | Gold | Copper | Your Special RAL



"ZETA21 ACOUSTIC" Pendant...

are LED profiles, made of an extruded aluminum, powder-coated with with incorporated acoustic panel.

Designed for pendant mounting, providing direct light emission through SMD 5x2W, 1100Lm each.

Luminaire equipped with the latest generation of well known LED boards, with small color tolerance MacAdam 3. Drivers On-Off or dimmable.

Features:

- Available from 50cm up to 200cm.
- Two different CRi (80 or 90).
- Three different CCT (2700K, 3000K or 4000K).
- Four different Optics-Diffusers (15° , 30° or 45°).
- On-Off or Dimmable Drivers (Dali, Push Button, 1-10V or Bluetooth).
- Coming in White, Black, Grey or Special RAL powder coated.
- L80 B20 @50.000h (Ta 24°).
- Flicker @100Hz <3.
- UGR <16.



ZETA21 ACOUSTIC Pendant

200cm Cable Adjustable Included

Pendant

Your Code : **Z21H**

Length	Height	Number of Blocks of 5LED	CRi	CCT	Optic/ Diffuser	Driver	Body Colour	Cover Colour	Panel Colour
--------	--------	--------------------------	-----	-----	-----------------	--------	-------------	--------------	--------------

Select technical features to configure your code.

Length*	Height**	Number of Blocks***	CRi	CCT	Optic/Diffuser	Driver	Body Colour	Cover Colour	Panel Colour
050 = 50cm	030 = 30cm	1 = 1 Block	8 = 80	27 = 2700K	N = 15°	O = ON-OFF	W = WHITE	W = WHITE	O = OCEAN
100 = 100cm	050 = 50cm	2 = 2 Blocks	9 = 90	30 = 3000K	K = 30°	D = DALI	B = BLACK	B = BLACK	L = LAGOON
200 = 200cm	070 = 70cm	6 = 6 Blocks		40 = 4000K	G = 45°	P = PUSH	G = GREY	G = GREY	C = CORAL
	090 = 90cm	10 = 10 Blocks				V = 1-10V	S = SPECIAL RAL	O = GOLD	S = SANDST ONE
	110 = 110cm	15 = 15 Blocks				B = BLUETOOTH	C = COPPER	C = COPPER	D = CLOUD
							S = SPECIAL RAL	S = SPECIAL RAL	P = PEBBLE
									G = GRANITE
									V = VOLCANO
									U = SULPHURE
									J = JUNGLE
									E = SEAGRASS

*Open Edit Length min 50cm - max 450cm. **Open Edit Height min 30cm - max 110cm. ***Number of Blocks min 1block (of 5 SMD , 10W) - max 30blocks. (13cm each).

Technical Specifications & Constraints

Open Edit Length
Available in any length from 50cm to 200cm

CCT
3000K and 4000K
Optionally 2700K
Color Consistency < 3 SDCM

CRI
Available in CRI80 and Optionally CRI90

LED Board & Driver
Up to 120Lm/W
L80 B20 @50,000h (Ta 24° C)
Flicker @100Hz<3
UGR<16

SMD
Block of 5LED
Total 10W



LED Drivers
On-Off
DALI
Push Button
1-10V
Bluetooth

Optic / Diffuser
15° , 30° , 45° or Wall Washer

Mechanical
IK05
IP20


Installation
Pendant



Body Colours
White | Black | Grey | Your Special RAL




Cover Colours
White | Black | Grey | Gold | Copper | Your Special RAL



"ZETA34 ACOUSTIC" Pendant...
are LED profiles, made of an extruded aluminum, powder-coated with with incorporated acoustic panel. Designed for pendant mounting, providing direct light emission through SMD 5x2W, 1100Lm each. Luminaire equipped with the latest generation of well known LED boards, with small color tolerance MacAdam 3. Drivers On-Off or dimmable.

Features:

- Available from 50cm up to 200cm.
- Two different CRI (80 or 90).
- Three different CCT (2700K, 3000K or 4000K).
- Four different Optics-Diffusers (15° , 30° , 45° or Wall Washer).
- On-Off or Dimmable Drivers (Dali, Push Button, 1-10V or Bluetooth).
- Coming in White, Black, Grey or Special RAL powder coated.
- L80 B20 @50,000h (Ta 24°).
- Flicker @100Hz <3.
- UGR <16.



ZETA34 ACOUSTIC Pendant

200cm Cable Adjustable Included

Pendant Your Code : **Z34H**

Length	Height	Number of Blocks of 5LED	CRI	CCT	Optic/ Diffuser	Driver	Body Colour	Cover Colour	Panel Colour
--------	--------	--------------------------	-----	-----	-----------------	--------	-------------	--------------	--------------


Select technical features to configure your code.

Length*	Height**	Number of Blocks***	CRI	CCT	Optic/Diffuser	Driver	Body Colour	Cover Colour	Panel Colour
050 = 50cm	030 = 30cm	1 = 1 Block	8 = 80	27 = 2700K	N = 15°	O = ON-OFF	W = WHITE	W = WHITE	O = OCEAN
100 = 100cm	050 = 50cm	2 = 2 Blocks	9 = 90	30 = 3000K	K = 30°	D = DALI	B = BLACK	B = BLACK	L = LAGOON
200 = 200cm	070 = 70cm	6 = 6 Blocks		40 = 4000K	G = 45°	P = PUSH	G = GREY	G = GREY	C = CORAL
	090 = 90cm	10 = 10 Blocks			H = WALL WASHER	V = 1-10V	S = SPECIAL RAL	O = GOLD	S = SANDST ONE
	110 = 110cm	15 = 15 Blocks				B = BLUETOOTH		C = COPPER	D = CLOUD
								P = PEBBLE	P = PEBBLE
								S = SPECIAL RAL	G = GRANITE
									V = VOLCANO
									U = SULPHURE
									J = JUNGLE
									E = SEAGRASS

*Open Edit Length min 50cm - max 450cm. || **Open Edit Height min 30cm - max 110cm. || ***Number of Blocks min 1block (of 5 SMD , 10W) - max 30blocks. (13cm each).



Wall Washer Diffuser



Discover
**ACOUSTIC
SHAPES**
Family

Mix and match to suit your needs ideal with Alpha34 LED Profile.

Select your shape Hexagon, Trigonal or Round.

Select the diammeter and the Lumen Output that suits you.


Select the bodie colour you want and match with 11 unique and different acoustic panel colours.

The acoustic series comes from the search for new solutions dedicated to well-being in working spaces and in the common areas in hospitality, integrated with the lighting project.

Thanks to its big surfaces and the innovative panel reducing up to 70% of the reverberated sound. The sound-absorbing panel is inserted in the same aluminum profile, lending itself to original compositions of elements with the light source.

*Custom colors and fixtures are available on request.

:_Technology Of Silence >



Percentage of recycled fibres

100% recyclable

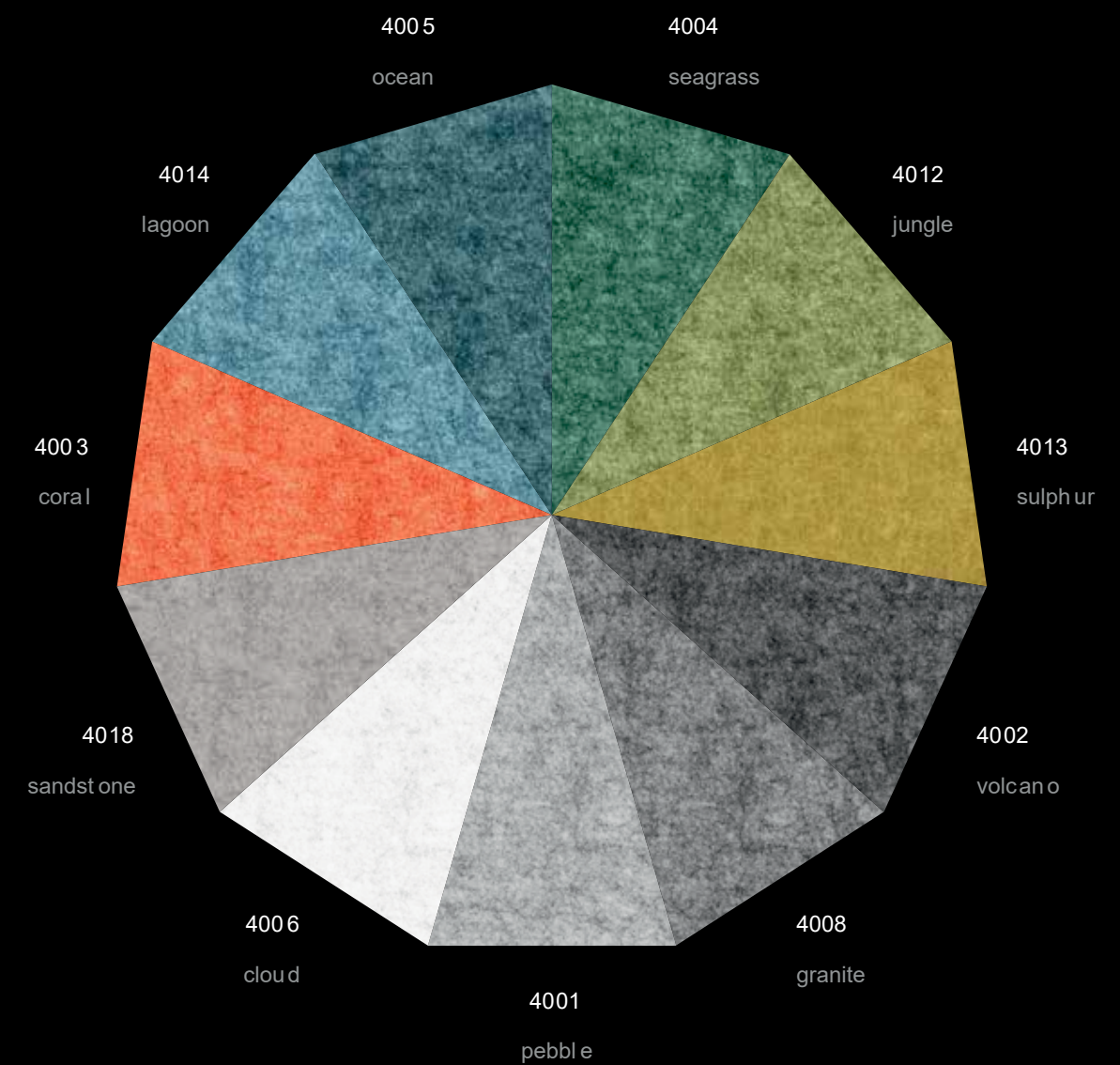
Acoustically highly effective

:_Acoustic Sheet for Shapes >

THICKNESS mm	LENGTH cm	WIDTH cm	NRC*	aw*
10	240	200	0,50	0,55

* tested according to DIN EN ISO 354, the results of the reverberation chamber test are listed as NRC value (= noise reduction coefficient) and sound absorption coefficient α_w

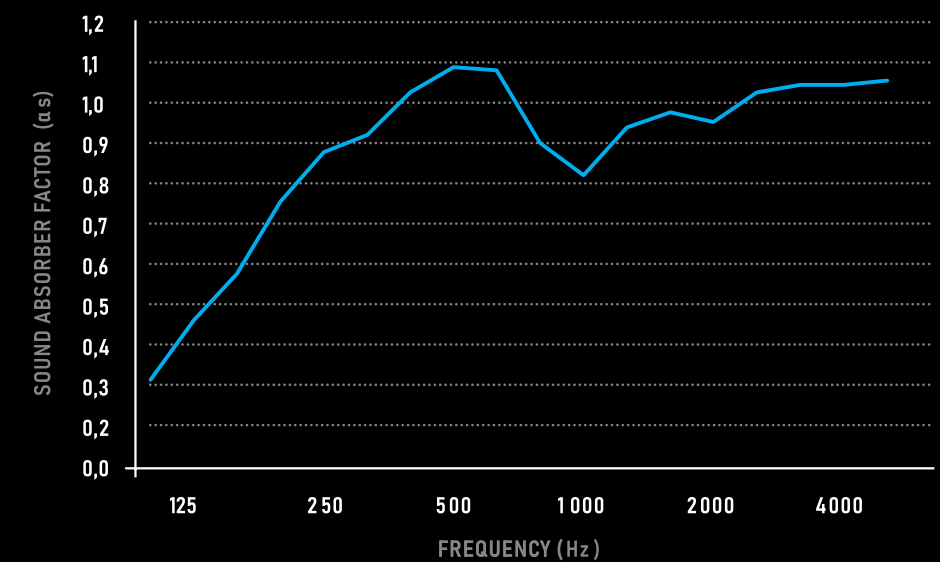
:_Our Colours >



:_Acoustic Line for Shapes >

Evaluation according to ISO 11654:
Weighted sound absorption coefficient
 $\alpha_w = 0,90$ or $0,95$
Sound absorber class: A

Evaluation according to ASTM C423:
Noise Reduction Coefficient NRC = $0,85$
or $0,95$
Sound Absorption Average SAA = $0,85$
or $0,93$





Technical Specifications & Constraints

Length

Available in standard Diameter 60cm, 90cm, 120cm

CCT

3000K and 4000K. Optionally 2700K
Color Consistency <3SDCM

CRI

Available in CRI80 and Optionally CRI90

LED Board & Driver

L80 B50 @50,000h (Ta 24°C)
Flicker @100Hz <3

LED Drivers

On-Off
DALI
Push Button
1-10V
Bluetooth

Optics

Available individual lenses 15° or 30°

Light Emission

COB LED 5W, 400Lm each

Mechanical


IK05
IP20

Body Colours

White | Black | Your Special RAL

Installation

Pendant | Pendant Up & Down



“SIGMA ACOUSTIC” Pendant or Pendant Up & Down...

is a LED profile luminaire, made of an extruded aluminum, powder-coated with incorporated acoustic panel. Providing direct and indirect light emission through COB LED 5W, 400Lm each with individual lenses. Luminaire equipped with the latest generation of well-known LED boards, with small color tolerance MacAdam 3, according to Zhaga book 7. Drivers On-Off or dimmable.

Features:

- Available in Standar Diameter 60cm, 90cm or 120cm.
- With COB LED 5W, 400Lm each with individual lenses.
- CRI80, Optionally CRI90.
- CCT 3000K and 4000K. Optionally 2700K.
- Available Individual Lenses 15° or 30°.
- On-Off or Dimmable Drivers (Dali, Push Button, 1-10V or Bluetooth).
- Coming in White or Black powder coated, Optionally in Special RAL.
- L80 B50 @50,000h (Ta 24°).
- Flicker @100Hz <3.
- Color Consistency <3SDCM.



SIGMA ACOUSTIC Pendant

200cm Cable Adjustable Included

Pendant Your Code : **SPH**

Length	Spots Number	CRI	CCT	Optics	Driver	Body Colour	Panel Colour
--------	--------------	-----	-----	--------	--------	-------------	--------------

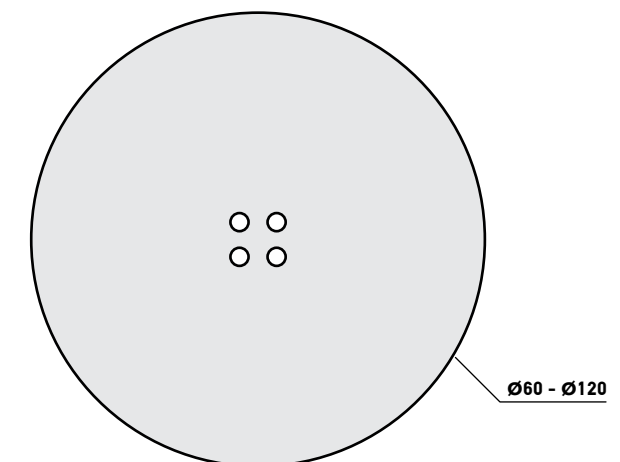
Up & Down Your Code : **SUH**

Length	Spots Number	CRI	CCT	Optics	Driver	Body Colour	Panel Colour
--------	--------------	-----	-----	--------	--------	-------------	--------------

Select technical features to configure your code.

Diameter*	Spots Number	CRI	CCT	Optics	Driver	Body Colour	Panel Colour
060 = 60cm	04 = 4 Spot	8 = 80	27 = 2700K	N = 15°	O = ON-OFF	W = WHITE	D = CLOUD
090 = 90cm		9 = 90	30 = 3000K	K = 30°	D = DALI	B = BLACK	V = VOLCANO
120 = 120cm			40 = 4000K		P = PUSH V = 1-10V B = BLUETOOTH	S = SPECIAL RAL	E = SEAGRASS

*The diameter is the inscribed circle of the shape





Technical Specifications & Constraints

Length
Available in standard Diameter 60cm, 90cm, 120cm, 180cm

CCT
3000K and 4000K
Color Consistency <3SDCM

CRI
Available in CRI80 and Optionally CRI90

LED Board & Driver
Up to 200Lm/W
L80 B50 @50.000h (Ta 24°C)
Flicker @100Hz <3

LED Drivers
On-Off
DALI
Push Button
1-10V
Bluetooth

Diffuser
Opal, Micro Prismatic Opal or Micro Prismatic Clear

Light Emission
Direct light emission with LED Board in 3 different Lumen Output + Tunable White.

Mechanical
IK05
IP20



Installation
Pendant



Body Colours
White | Black | Your Special RAL



ALPHA TRIGONAL ACOUSTIC Pendant

200cm Cable Adjustable Included

Pendant Your Code : **ATRIH**

Length	Inset	CRI	CCT	Optic/Diffuser	Driver	Body Colour	Pannel Colour
--------	-------	-----	-----	----------------	--------	-------------	---------------

Select technical features to configure your code.

Diameter*	Inset	CRI	CCT	Optic/Diffuser	Driver	Body Colour	Panel Colour
060 = 60cm	1 = HE 3357Lm/m 200Lm/W	8 = 80	30 = 3000K	P = OPAL	O = ON-OFF	W = WHITE	O = OCEAN
090 = 90cm		9 = 90	40 = 4000K	M = MICRO PRISMATIC OPAL	D = DALI	B = BLACK	L = LAGOON
120 = 120cm	2 = HO 5640Lm/m 188Lm/W			C = MICRO PRISMATIC CLEAR	P = PUSH V = 1-10V B = BLUETOOTH	S = SPECIAL RAL	C = CORAL
180 = 180cm	3 = EXTRA BRIGHT 7032Lm/m 179Lm/W						S = SANDST ONE
	4 = TUNABLE WHITE 5265Lm/m 162Lm/W						D = CLOUD P = PEBBLE G = GRANITE V = VOLCANO U = SULPHURE J = JUNGLE E = SEAGRASS

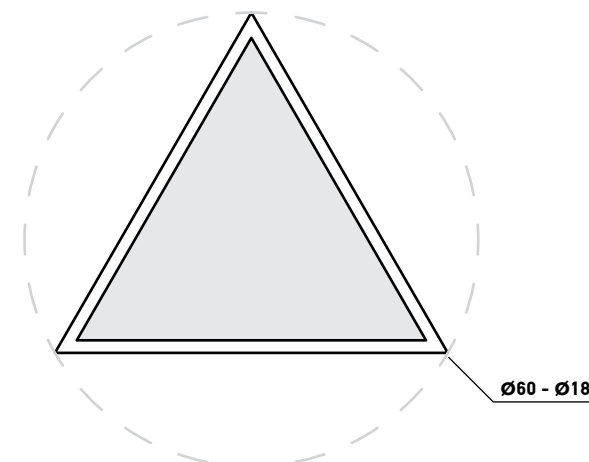
"ALPHA TRIGONAL ACOUSTIC" Pendant...

is a LED profile luminaire, made of an extruded aluminum, powder-coated with incorporated acoustic panel. Providing direct and indirect light emission through a diffuser made either of satined polycarbonate for an almost homogeneous emission of light, or of mat microprismatic for reduced UGR. Luminaire equipped with the latest generation of well-known LED boards, with small color tolerance MacAdam 3, according to Zhaga book 7. Drivers On-Off or dimmable.

Features:

- Available in standar Diameter 60cm, 90cm, 120cm or 180cm.
- Three different Lumen Output types plus Tunable White.
- CRI80, Optionally CRI90.
- CCT 3000K or 4000K.
- With Opal, Micro Prismatic Opal or Micro Prismatic Clear Optic-Diffuser.
- On-Off or Dimmable Drivers (Dali, Push Button, 1-10V or Bluetooth).
- Coming in White or Black powder coated, Optionally in Special RAL.
- L80 B50 @50.000h (Ta 24°).
- Flicker @100Hz <3.
- Color Consistency <3SDCM.

*Triangle Incribed in circles standar diameter.



Opal Diffuser



Micro Prismatic Opal



Micro Prismatic Clear

Technical Specifications & Constraints

Length

Available in standard Diameter 60cm, 90cm, 120cm

CCT

3000K and 4000K
Optionally 2700K and Tunable White
Color Consistency <3SDCM

CRI

Available in CRI80 and Optionally CRI90

Light Emission

Direct light emission with LED Board in 2 different
Lumen Output + Tunable White.

LED Board & Driver

Up to 200Lm/W
L80 B10 @50.000h (Ta 24°C)
Flicker @100Hz <3

LED Drivers

On-Off
DALI
Push Button
1-10V
Bluetooth

Optics / Diffusers

Opal or Micro Prismatic Clear

Moss


100% real preserved moss

Mechanical

IK05
IP20


Body Colours

White | Black | Your Special RAL



Installation

Ceiling | Pendant



FI ALPHA Ceiling Round Acoustic

Driver Incorporated

FI ALPHA Pendant Round Acoustic

Driver Incorporated

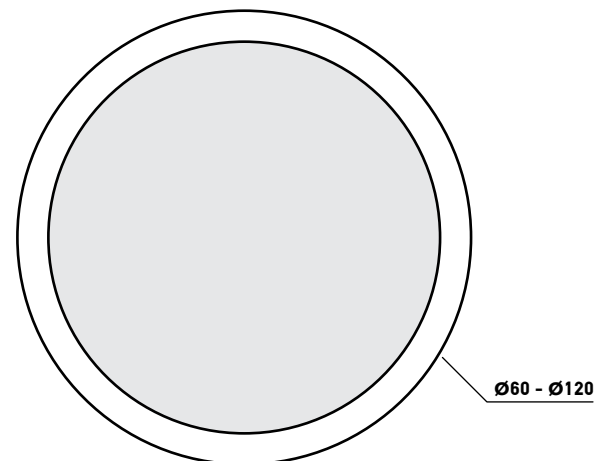
200cm Cable Adjustable Included

“FI ALPHA ROUND ACOUSTIC” Ceiling or Pendant...

is a LED profile luminaire, made of an extruded aluminum, powder-coated with incorporated acoustic panel. Providing direct and indirect light emission through a diffuser made either of satined polycarbonate for an almost homogeneous emission of light, or of mat microprismatic for reduced UGR. Luminaire equipped with the latest generation of well-known LED boards, with small color tolerance MacAdam 3, according to Zhaga book 7. Drivers On-Off or dimmable.

Features:

- Available in Standar Diameter 60cm, 90cm, 120cm.
- Two different Lumen Output types plus Tunable White.
- CRI80, Optionally CRI90.
- CCT 3000K and 4000K. Optionally 2700K.
- With Opal or Micro Prismatic Clear Optic-Diffuser.
- On-Off or Dimmable Drivers (Dali, Push Button, 1-10V or Bluetooth).
- Coming in White or Black powder coated, Optionally in Special RAL.
- L80 B10 @50.000h (Ta 24°).
- Flicker @100Hz <3.
- Color Consistency <3SDCM.



Ceiling Your Code : **FACH**

Length	Inset	CRI	CCT	Optic/Diffuser	Driver	Body Colour	Pannel Colour
--------	-------	-----	-----	----------------	--------	-------------	---------------

Pendant Your Code : **FAPH**

Length	Inset	CRI	CCT	Optic/Diffuser	Driver	Body Colour	Pannel Colour
--------	-------	-----	-----	----------------	--------	-------------	---------------

Select technical features to configure your code.

Diameter*	Inset	CRI	CCT	Optic/Diffuser	Driver	Body Colour	Panel Colour
060 = 60cm	1 = HE 3357Lm/m	8 = 80	27 = 2700K	P = OPAL	O = ON-OFF	W = WHITE	O = OCEAN
090 = 90cm	200Lm/W	9 = 90	30 = 3000K	C = MICRO PRISMATIC	D = DALI	B = BLACK	L = LAGOON
120 = 120cm	2 = HO 5640Lm/m		40 = 4000K	CLEAR	P = PUSH	S = SPECIAL RAL	C = CORAL
	188Lm/W				V = 1-10V		S = SANDST ONE
	4 = TUNABLE WHITE				B = BLUETOOTH		D = CLOUD
	5265Lm/m						P = PEBBLE
	162Lm/W						G = GRANITE
							V = VOLCANO
							U = SULPHURE
							J = JUNGLE
							E = SEAGRASS


*The diameter is the inscribed circle of the shape.



Opal Diffuser



Micro Prismatic Clear



ALPHA HEXAGON ACOUSTIC Pendant

200cm Cable Adjustable Included

Technical Specifications & Constraints

Length

Available in standard Diameter 60cm, 90cm, 120cm, 180cm

CCT

3000K and 4000K
Color Consistency <3SDCM

CRi

Available in CRi80 and Optionally CRi90

LED Board & Driver

Up to 200Lm/W
L80 B50 @50,000h (Ta 24°C)
Flicker @100Hz <3

LED Drivers

On-Off
DALI
Push Button
1-10V
Bluetooth

Diffuser

Opal, Micro Prismatic Opal or Micro Prismatic Clear

Light Emission

Direct light emission with LED Board in 3 different Lumen Output + Tunable White.

Mechanical

IK05
IP20




Installation
Pendant



Body Colours

White | Black | Your Special RAL



"ALPHA HEXAGON ACOUSTIC" Pendant...

is a LED profile luminaire, made of an extruded aluminum, powder-coated with incorporated acoustic panel. Providing direct and indirect light emission through a diffuser made either of satined polycarbonate for an almost homogeneous emission of light, or of mat microprismatic for reduced UGR. Luminaire equipped with the latest generation of well-known LED boards, with small color tolerance MacAdam 3, according to Zhaga book 7. Drivers On-Off or dimmable.

Features:

- Available in Standar Diameter 60cm, 90cm, 120cm or 180cm.
- Three different Lumen Output types plus Tunable White version.
- CRi80, Optionally CRi90.
- CCT 3000K or 4000K.
- With Opal, Micro Prismatic Opal or Micro Prismatic Clear Optic-Diffuser.
- On-Off or Dimmable Drivers (Dali, Push Button, 1-10V or Bluetooth).
- Coming in White or Black powder coated, Optionally in Special RAL.
- L80 B50 @50,000h (Ta 24°).
- Flicker @100Hz <3.
- Color Consistency <3SDCM.

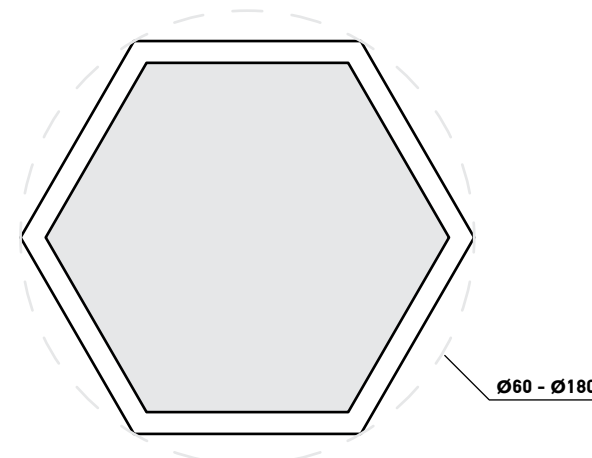
Pendant Your Code : **AHEH**

Length Inset CRi CCT Optic/Diffuser Driver Body Colour Pannel Colour

Select technical features to configure your code.

Diameter*	Inset	CRi	CCT	Optic/Diffuser	Driver	Body Colour	Panel Colour
060 = 60cm	1 = HE 3357Lm/m	8 = 80	30 = 3000K	P = OPAL	O = ON-OFF	W = WHITE	O = OCEAN
090 = 90cm	200Lm/W	9 = 90	40 = 4000K	M = MICRO PRISMATIC	D = DALI	B = BLACK	L = LAGOON
120 = 120cm	2 = HO 5640Lm/m			OPAL	P = PUSH	S = SPECIAL RAL	C = CORAL
180 = 180cm	188Lm/W			C = MICRO PRISMATIC	V = 1-10V		S = SANDST ONE
	3 = EXTRA BRIGHT			CLEAR	B = BLUETOOTH		D = CLOUD
	7032Lm/m						P = PEBBLE
	179Lm/W						G = GRANITE
	4 = TUNABLE WHITE						V = VOLCANO
	5265Lm/m						U = SULPHURE
	162Lm/W						J = JUNGLE
							E = SEAGRASS

*Hexagon Incribed in circles standar diameter.



Opal Diffuser



Micro Prismatic Opal



Micro Prismatic Clear

ALPHABET

BY ZAMBELIS

ZAMPELIS S.A.

Greece , Attica , Keratea , Kivouri

Postal: 19001 , P.O. box: 4791

Tel.: (+30) 22990 63518-19 | Fax: (+30) 22990 63521

info@zambelislights.gr | zambelislights.gr

info@alphabetlights.com | alphabetlights.com

